



KAD LED LED Area Luminaire



Catalog
Number

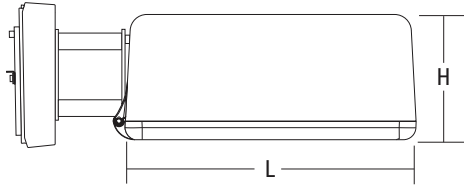
Notes

Type

Hit the Tab key or mouse over the page to see all interactive elements.

Specifications

EPA:	1.2 ft ² (0.11 m ²)
Length:	17-1/2" (44.5 cm)
Width:	17-1/2" (44.5 cm)
Height:	7-1/8" (18.1 cm)
Weight (max):	36 lbs. (16.4 kg)



Introduction

The Contour® Series luminaires offer traditional square dayforms with softened edges for a versatile look that complements many applications. The KAD LED combines the latest in LED technology with the familiar aesthetic of the Contour® Series for stylish, high-performance illumination that lasts. It is ideal for replacing 100- 400W metal halide in area lighting applications with typical energy savings of 70% and expected service life of over 100,000 hours.

Ordering Information

EXAMPLE: KAD LED 40C 1000 40K R5 MVOLT PUMBAK04 DDBXD

KAD LED						
Series	LEDs	Drive current	CCT	Distribution	Voltage	Mounting ⁵
KAD LED	20C 20 LEDs	530 530 mA ¹	30K 3000 K	R2 Type II	MVOLT 277 ²	Shipped included SPUMBAK___ Square pole universal mounting adaptor ⁶ RPUMBAK___ Round pole universal mounting adaptor ⁶ SPD___ Square pole RPD___ Round pole WBD___ Wall bracket WWD___ Wood pole or wall Shipped separately 04 4" arm 06 6" arm 09 9" arm ⁵ 12 12" arm ⁵ DAD12P Degree arm (pole) DAD12WB Degree arm (wall)
	30C 30 LEDs	700 700 mA	40K 4000 K	R3 Type III	120 ² 347 ^{3,4}	
	40C 40 LEDs	1000 1000 mA	50K 5000 K	R4 Type IV	208 ² 480 ³	
	60C 60 LEDs			R5 Type V	240 ²	

Options				Finish (required)			
Shipped installed				Shipped separately¹²			
PER5	NEMA twist-lock five-wire receptacle only (no controls) ⁷	PIR1FC3V	Bi-level, motion/ambient sensor, 8-15' mounting height, ambient sensor enabled at 1fc ⁸	PNMTDD3	Part night, dim till dawn ¹¹	WG	Wire guard
PER7	Seven-wire receptacle only (no controls) ⁷	PIR1FC3V	Bi-level, motion/ambient sensor, 15-30' mounting height, ambient sensor enabled at 1fc ⁸	PNMT5D3	Part night, dim 5 hrs ¹¹	KMA	Mast arm external fitter
SF	Single fuse (120, 277, 347V) ²			PNMT6D3	Part night, dim 6 hrs ¹¹		
DF	Double fuse (208, 240, 480V) ²			PNMT7D3	Part night, dim 7 hrs ¹¹		
PIR	Bi-level, motion/ambient sensor, 8-15' mounting height, ambient sensor enabled at 5fc ⁸	BL30	Bi-level switched dimming, 30% ^{9,10}	HS	Houseside shield ¹²		
PIRH	Bi-level, motion/ambient sensor, 15-30' mounting height, ambient sensor enabled at 5fc ⁸	BL50	Bi-level switched dimming, 50% ^{9,10}			DDBXD	Dark bronze
						DBLXD	Black
						DNAXD	Natural aluminum
						DWHXD	White
						DDTDX	Textured dark bronze
						DBLBDX	Textured black
						DNATX	Textured natural aluminum
						DWHGXD	Textured white

Stock configurations are offered for shorter lead times:

Standard Part Number	Stock Part Number
KAD LED 30C 1000 40K R3 MVOLT PUMBAK09 DDBXD	KADL 30C 40K R3
KAD LED 30C 1000 40K R5 MVOLT PUMBAK09 DDBXD	KADL 30C 40K R5
KAD LED 40C 1000 40K R3 MVOLT PUMBAK09 DDBXD	KADL 40C 40K R3
KAD LED 40C 1000 40K R5 MVOLT PUMBAK09 DDBXD	KADL 40C 40K R5
KAD LED 30C 1000 40K R3 MVOLT PUMBAK09 PIRH DDBXD	KADL 30C 40K R3 PIRH
KAD LED 30C 1000 40K R5 MVOLT PUMBAK09 PIRH DDBXD	KADL 30C 40K R5 PIRH
KAD LED 40C 1000 40K R3 MVOLT PUMBAK09 PIRH DDBXD	KADL 40C 40K R3 PIRH
KAD LED 40C 1000 40K R5 MVOLT PUMBAK09 PIRH DDBXD	KADL 40C 40K R5 PIRH

Accessories	
Ordered and shipped separately.	
DLL127F 1.5 JU	Photocell - SSL twist-lock (120-277V) ¹³
DLL347F 1.5 CUL JU	Photocell - SSL twist-lock (347V) ¹³
DLL480F 1.5 CUL JU	Photocell - SSL twist-lock (480V) ¹³
DSHORT SBK U	Shorting cap ¹³
KADLEDHS 20C U	Houseside shield for 20 LED unit
KADLEDHS 30C U	Houseside shield for 30 LED unit
KADLEDHS 40C U	Houseside shield for 40 LED unit
KADLEDHS 60C U	Houseside shield for 60 LED unit
KMA DDBXD U	Mast arm adaptor (specify finish)
KADWGU	Wire guard accessory
PUMBAK DDBXD U*	Square and round pole universal mounting bracket adaptor (specify finish)

For more control options, visit [DTL](#) and [ROAM](#) online.
*Round pole top must be 3.25" O.D. minimum.

NOTES

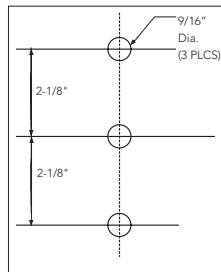
- Not available with 347 voltage.
- MVOLT driver operates on any line voltage from 120-277V (50/60 Hz). Single fuse (SF) requires 120, 277 or 347 voltage option. Double fuse (DF) requires 208, 240 or 480 voltage option.
- Maximum ambient temperature with 347V or 480V is 30°C.
- Not available with 530mA.
- 9" or 12" arm is required when two or more luminaires are oriented on a 90° drilling pattern.
- Available as a separate combination accessory: PUMBAK (finish) U.
- Mounting must be restricted to ±45° from horizontal aim per ANSI C136.10-2010.
- PIR and PIR1FC3V specify the SensorSwitch [SBGR-10-ODP](#) control; PIRH and PIRH1FC3V specify the SensorSwitch [SBGR-6-ODP](#) control; see [Outdoor Control Technical Guide](#) for details. Dimming driver standard.
- Requires an additional switched circuit with same phase as main luminaire power. Supply circuit and control circuit are required to be in the same phase.
- Dimming driver standard. MVOLT only. Not available with 347V, 480V, PER5, PER7 or PNMT options.
- Dimming driver standard. MVOLT only. Not available with 347V, 480V, PER5, PER7, BL30 or BL50.
- Also available as a separate accessory; see Accessories information.
- Requires luminaire to be specified with PER option. Ordered and shipped as a separate line item from Acuity Brands Controls.



Drilling

Template #5

Top of Pole



Tenon Mounting Slipfitter**

Tenon O.D.	Single Unit	2 at 180°	2 at 90° †	3 at 120°	3 at 90° †	4 at 90° †
2-3/8"	T20-190	T20-280	T20-290	T20-320 †	T20-390	T20-490
2-7/8"	T25-190	T25-280	T25-290	T25-320	T25-390	T25-490
4"	T35-190	T35-280	T35-290	T35-320	T35-390	T35-490

** For round pole mounting (RPDXX) only. † Requires 9" or 12" arm.

Performance Data

Lumen Output

Lumen values are from photometric tests performed in accordance with IESNA LM-79-08. Data is considered to be representative of the configurations shown, within the tolerances allowed by Lighting Facts. Contact factory for performance data on any configurations not shown here.

LEDs	Drive Current (mA)	System Watts	Dist. Type	30K (3000 K, 70 CRI)					40K (4000 K, 70 CRI)					50K (5000 K, 70 CRI)				
				Lumens	B	U	G	LPW	Lumens	B	U	G	LPW	Lumens	B	U	G	LPW
20C	530 mA	35W	R2	4,140	1	0	1	118	4,446	1	0	1	127	4,473	1	0	1	128
			R3	4,123	1	0	1	118	4,427	1	0	1	126	4,455	1	0	1	127
			R4	4,128	1	0	1	118	4,433	1	0	1	127	4,460	1	0	1	127
			R5	4,381	2	0	1	125	4,704	3	0	1	134	4,734	3	0	1	135
	700 mA	45W	R2	5,271	1	0	1	117	5,660	1	0	1	126	5,696	1	0	2	127
			R3	5,250	1	0	2	117	5,637	1	0	2	125	5,672	1	0	2	126
			R4	5,256	1	0	2	117	5,644	1	0	2	125	5,679	1	0	2	126
			R5	5,578	3	0	1	124	5,990	3	0	1	133	6,027	3	0	1	134
	1000 mA	73W	R2	7,344	1	0	2	101	7,886	2	0	2	108	7,935	2	0	2	109
			R3	7,314	1	0	2	100	7,854	1	0	2	108	7,903	1	0	2	108
			R4	7,322	1	0	2	100	7,863	1	0	2	108	7,912	1	0	2	108
			R5	7,771	3	0	1	106	8,345	3	0	1	114	8,397	3	0	1	115
30C	530 mA	53W	R2	6,166	1	0	2	116	6,621	1	0	2	125	6,663	1	0	2	126
			R3	6,141	1	0	2	116	6,594	1	0	2	124	6,635	1	0	2	125
			R4	6,148	1	0	2	116	6,602	1	0	2	125	6,643	1	0	2	125
			R5	6,525	3	0	1	123	7,006	3	0	1	132	7,050	3	0	1	133
	700 mA	69W	R2	7,817	2	0	2	113	8,395	2	0	2	122	8,447	2	0	2	122
			R3	7,785	1	0	2	113	8,360	2	0	2	121	8,412	2	0	2	122
			R4	7,794	1	0	2	113	8,370	1	0	2	121	8,422	1	0	2	122
			R5	8,272	3	0	2	120	8,883	3	0	2	129	8,938	3	0	2	130
	1000 mA	108W	R2	10,755	2	0	2	100	11,549	2	0	2	107	11,621	2	0	2	108
			R3	10,711	2	0	2	99	11,502	2	0	2	106	11,574	2	0	2	107
			R4	10,724	2	0	2	99	11,515	2	0	2	107	11,587	2	0	2	107
			R5	11,381	3	0	2	105	12,221	4	0	2	113	12,297	4	0	2	114
40C	530 mA	71W	R2	8,156	2	0	2	115	8,758	2	0	2	123	8,812	2	0	2	124
			R3	8,122	2	0	2	114	8,722	2	0	2	123	8,776	2	0	2	124
			R4	8,132	1	0	2	115	8,732	1	0	2	123	8,786	1	0	2	124
			R5	8,630	3	0	2	122	9,267	3	0	2	131	9,325	3	0	2	131
	700 mA	94W	R2	10,286	2	0	2	109	11,045	2	0	2	118	11,114	2	0	2	118
			R3	10,244	2	0	2	109	11,000	2	0	2	117	11,069	2	0	2	118
			R4	10,256	2	0	2	109	11,013	2	0	2	117	11,081	2	0	2	118
			R5	10,884	3	0	2	116	11,688	4	0	2	124	11,761	4	0	2	125
	1000 mA	141W	R2	13,923	2	0	2	99	14,951	2	0	2	106	15,045	2	0	2	107
			R3	13,866	2	0	3	98	14,890	2	0	3	106	14,983	2	0	3	106
			R4	13,882	2	0	3	98	14,907	2	0	3	106	15,000	2	0	3	106
			R5	14,733	4	0	2	104	15,821	4	0	2	112	15,920	4	0	2	113
60C	530 mA	103W	R2	11,996	2	0	2	116	12,882	2	0	2	125	12,963	2	0	2	126
			R3	11,947	2	0	2	116	12,829	2	0	2	125	12,909	2	0	2	125
			R4	11,961	2	0	2	116	12,844	2	0	2	125	12,925	2	0	2	125
			R5	12,694	4	0	2	123	13,632	4	0	2	132	13,717	4	0	2	133
	700 mA	137W	R2	14,927	2	0	2	109	16,029	3	0	3	117	16,130	3	0	3	118
			R3	14,866	2	0	3	109	15,964	2	0	3	117	16,063	2	0	3	117
			R4	14,884	2	0	3	109	15,982	2	0	3	117	16,082	2	0	3	117
			R5	15,796	4	0	2	115	16,962	4	0	2	124	17,068	4	0	2	125
	1000 mA	216W	R2	19,328	3	0	3	89	20,754	3	0	3	96	20,884	3	0	3	97
			R3	19,248	3	0	3	89	20,669	3	0	4	96	20,799	3	0	4	96
			R4	19,271	3	0	3	89	20,693	3	0	4	96	20,823	3	0	4	96
			R5	20,452	4	0	2	95	21,962	4	0	2	102	22,099	4	0	2	102

Performance Data

Lumen Ambient Temperature (LAT) Multipliers

Use these factors to determine relative lumen output for average ambient temperatures from 0-40°C (32-104°F).

Ambient		Lumen Multiplier
0°C	32°F	1.02
10°C	50°F	1.01
20°C	68°F	1.00
25°C	77°F	1.00
30°C	86°F	1.00
40°C	104°F	0.99

Projected LED Lumen Maintenance

Data references the extrapolated performance projections for the **KAD LED** platform in a **25°C ambient**, based on 10,000 hours of LED testing (tested per IESNA LM-80-08 and projected per IESNA TM-21-11).

To calculate LLF, use the lumen maintenance factor that corresponds to the desired number of operating hours below. For other lumen maintenance values, contact factory.

Operating Hours	0	25,000	50,000	100,000
Lumen Maintenance Factor	KAD LED 60C 1000			
	1.0	0.91	0.86	0.76
	KAD LED 40C 1000			
	1.0	0.93	0.88	0.79
KAD LED 60C 700				
1.0	0.98	0.97	0.94	

Electrical Load

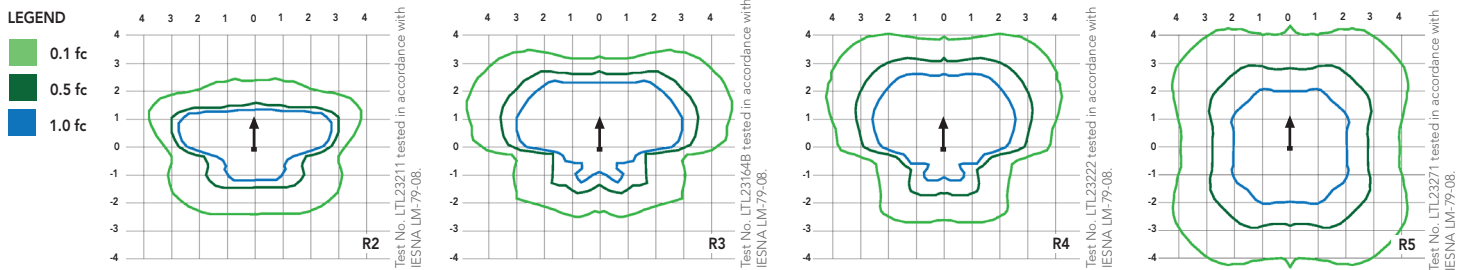
Number of LEDs	Drive Current (mA)	System Watts	Current (A)					
			120	208	240	277	347	480
20	530	35	0.30	0.18	0.16	0.15	-	-
	700	45	0.39	0.23	0.20	0.18	0.15	0.12
	1000	73	0.61	0.35	0.31	0.27	0.22	0.17
30	530	53	0.44	0.26	0.23	0.20	-	-
	700	69	0.58	0.34	0.29	0.26	0.21	0.16
	1000	108	0.90	0.52	0.46	0.40	0.32	0.24
40	530	71	0.60	0.35	0.32	0.29	0.21	0.16
	700	94	0.79	0.46	0.41	0.36	0.27	0.20
	1000	141	1.18	0.68	0.59	0.52	0.42	0.30
60	530	103	0.87	0.50	0.44	0.39	0.29	0.22
	700	137	1.15	0.66	0.58	0.51	0.40	0.29
	1000	216	1.81	1.04	0.92	0.81	0.63	0.47

NOTE: All ratings in this table are for a nominal system operated at 25°C ambient temperature. Current and power specifications in this table do not include branch circuit derating specified in the National Electrical Code. Please observe all applicable electrical codes and ratings.

Photometric Diagrams

To see complete photometric reports or download .ies files for this product, visit Lithonia Lighting's [KAD LED homepage](#).

Isofootcandle plots for the KAD LED 60C 1000 40K. Distances are in units of mounting height (20').



FEATURES & SPECIFICATIONS

INTENDED USE

The energy savings and long life of the KAD LED area luminaire make it a reliable choice for illuminating streets, walkways, parking lots, and surrounding areas.

CONSTRUCTION

Single-piece die-cast, aluminum housing with contoured edges has a 0.12" nominal wall thickness. Die-cast door frame has an impact-resistant, tempered glass lens that is fully gasketed with one piece tubular silicone.

FINISH

Exterior parts are protected by a zinc-infused Super Durable TGIC thermoset powder coat finish that provides superior resistance to corrosion and weathering. A tightly controlled multi-stage process ensures a minimum 3 mils thickness for a finish that can withstand extreme climate changes without cracking or peeling.

OPTICS

Precision-molded refractive acrylic lenses are available in four distributions. Light engines are available in standard 4000K, 3000K or 5000K (70 CRI) configurations.

ELECTRICAL

Light engine consists of high-efficiency LEDs mounted to a metal-core circuit board and aluminum heat sink, ensuring optimal thermal management and long life. Class 1 electronic driver has a power factor >90%, THD <20%, and has an expected life of 100,000 hours with <1% failure rate. Easily-serviceable surge protection device meets a minimum Category C Low (per ANSI/IEEE C62.41.2).

INSTALLATION

Included universal mounting block and extruded aluminum arm facilitate quick and easy installation using nearly any existing drilling pattern. Stainless steel bolts fasten the luminaire to the mounting block securing it to poles or walls. The KAD LED can withstand up to a 1.5 G vibration load rating per ANSI C136.31. The KAD LED also utilizes the standard K-Series (Template #5) for pole drilling.

LISTINGS

CSA certified to U.S. and Canadian standards. Luminaire is IP65 rated. Rated for -40°C minimum ambient. DesignLights Consortium® (DLC) qualified product. Not all versions of this product may be DLC qualified. Please check the DLC Qualified Products List at www.designlights.org/QPL to confirm which versions are qualified.

WARRANTY

5-year limited warranty. Complete warranty terms located at www.acuitybrands.com/CustomResources/Terms_and_conditions.aspx.

Note: Actual performance may differ as a result of end-user environment and application. All values are design or typical values, measured under laboratory conditions at 25 °C. Specifications subject to change without notice.

