

REFRIGERATOR MANUFACTURER
Turbo air
 more durable, efficient, beautiful

4184 E. Conant St.
 Long Beach, CA 90808
 Tel. 310-900-1000
 Fax. 310-900-1077
www.turboairinc.com

Project :	
Model # :	
Item # :	Qty :
Available W/H :	
Approval :	

Solid Door Refrigerator

Reach-In Bottom Mount
 Super Deluxe Series

Model : TSR-72SD

FEATURES & BENEFITS

- **Digital temperature control system**
 Provides precise and constant temperature. This level of precision allows food products to remain fresh over an extended period of time.
- **High-tech monitor**
 The unit will beep if the door has been opened for more than 30 seconds. The monitor digitally displays the present temperature and current status of the refrigerator. You can easily change the temperature by adjusting the digital temperature controller.
- **Stainless steel cabinet construction**
 The Turbo Air Super Deluxe model boasts a stainless steel interior and exterior (galvanized steel top, bottom and back). It guarantees the utmost in cleanliness and long product life. Unlike other companies' products, the sharp corners and edges have been rounded to reduce the risk of injury. The Super Deluxe can add a touch of style to the most refined setting.
- **Sturdy, clean stainless steel shelving**
 Shelves are the most important part of cleanliness as they come in direct contact with food. After a while, PVC coated wire shelves may peel, rust and lead to unsanitary conditions. Only the Turbo Air Super Deluxe series uniquely provides stainless steel shelving.
- **Turbo Cooling feature for faster chilling**
 The Turbo Cooling function, located on the control panel, allows the compressor to run continuously for up to two hours. When this function is activated, the temperature inside the cabinet quickly decreases and cools drinks, food, and other products much faster. An ideal time to use the Turbo Cooling function is when the unit is stocked with new products.
- **LED interior lighting system**
 Brighter and longer lasting LED lights provide attractive, enhanced illumination compared to fluorescents. It saves energy by producing less heat, while maximizing the visibility.
- **Door pressure release device**
 Pressure relief doors are designed to eliminate vacuum pressure and allows easy, instant door opening.
- **Efficient refrigeration system**
 Turbo Air's solid door refrigerators are designed with oversized and balanced (CFC Free R-134A) refrigeration systems. These include efficient evaporators and condensers for faster cooling and greater efficiency.
- **High-density polyurethane insulation**
 The entire cabinet structure and solid doors are foamed-in-place using high density, CFC free polyurethane insulation.
- **Automatic evaporator fan motor delays**
 When the door is opened the evaporator fan will stop, preventing the circulation of hot and moist air from escaping into the refrigerator. This increases energy efficiency and lengthens the life of the compressor.
- **Bottom mount compressor units**
 Turbo Air's bottom mount compressor allows easier access for service and extra storage space above. In addition, the lower area provides a cooler and less greasy operating environment which results in reduced compressor running time.

3 YEAR PARTS & LABOR WARRANTY



Refrigerator holds 33°F ~ 38°F for the best in food preservation




Model	Swing Door	CU./FT.	#of Shelves	HP	AMPS	Crated Weight (lbs.)	L x D x H* (inches)
TSR-72SD	3	72	9	1/2	11.3	602	81 7/8 x 30 3/8 x 78 1/4

Solid Door Refrigerator

Reach-In Bottom Mount
Super Deluxe Series

Model : TSR-72SD

ELECTRICAL DATA	
Voltage	115/60/1
Plug Type	 NEMA 5-15P
Full Load Amperes	11.3
Compressor HP	1/2
Feed Wires with Ground	3
Cord Length (ft.)	9
Refrigerant	R-134A
DIMENSIONAL DATA	
# of Doors	3
# of Racks Accepted	3
Net Capacity (cu. ft.)	72
Ext. Length Overall (in.)	81 7/8 (2080mm)
Ext. Depth Overall (in.)	30 3/8 (770mm)
Ext. Height Overall (in.)*	78 1/4 (1987mm)
Int. Length Overall (in.)	77 7/8 (1979mm)
Int. Depth Overall (in.)	26 1/4 (666mm)
Int. Height Overall (in.)	60 3/8 (1534mm)
Gross Weight (lbs.)	602
# of Shelves	9
Shelf Size (L x D) (in.)	24 3/8 x 23 1/4

Design and specifications subject to change without notice.

Actual shipping weight may differ due to extra packing materials for product protection.

* Height does not include 5" caster height or 6" optional legs.

■ WARRANTY : 3 Year Parts and Labor Warranty Additional 2 Year Warranty on Compressor

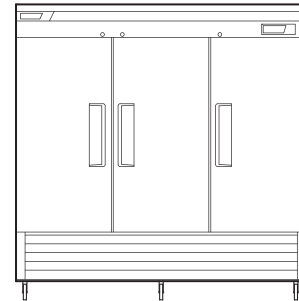
- Door locks standard
- Positive seal self-closing doors
- Easy replaceable one piece magnetic door gaskets
- Self-contained system
- Standard 4" dia. swivel casters with locks on the front set
- Solid and sturdy grille design

■ OPTIONAL ACCESSORIES :

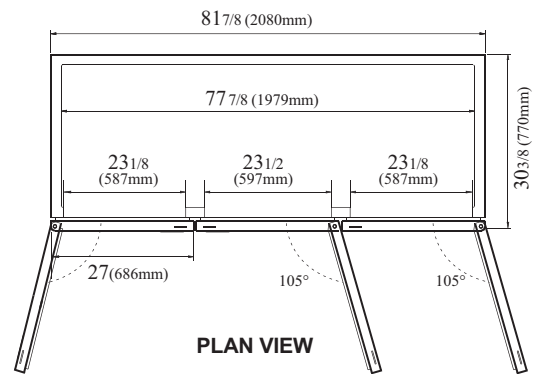
- 5" diameter swivel casters
- 6" stainless steel legs
- Additional stainless steel shelves
- Additional PE coated wire shelves
- Half door bun tray racks.
Each holds up to seven 18"L x 26"D sheet pans (sold separately)
- Full door bun tray racks.
Each holds up to fifteen 18"L x 26"D sheet pans (sold separately)
- Remote cabinets and condensing units (extra lead times may apply)

PLAN VIEW

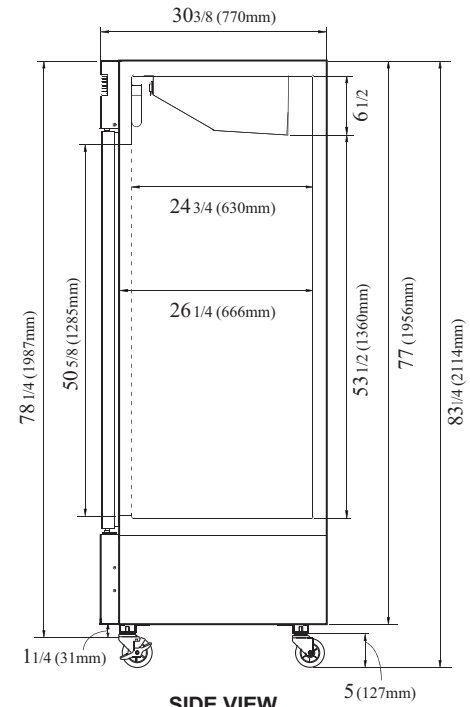
(unit : inch)



FRONT VIEW



PLAN VIEW



SIDE VIEW

Ver.201509



ENERGY STAR®
Qualified

- Turbo Air : 800-627-0032
- GK : 800-500-3519
- Warranty : 800-381-7770
- AC : 888-900-1002

