


NFES Automatic Blast Gate 3245

ID In.	A In.	B In.	C In.	D In.	Galvanized Steel				Stainless Steel				
					22ga	20ga	18ga	16ga	22ga	20ga	18ga	16ga	
3	16.0	6.38	5.50	5.50									
4	16.0	6.30	5.50	5.11									
5	17.5	7.50	5.25	6.00									
6	20.5	8.66	5.25	7.00									
7	22.0	9.44	5.25	7.25	Std				Std				
8	25.5	10.25	5.25	8.25									
9	33.0	17.36	9.00	14.17			Optional				Optional		
10	33.0	17.36	9.00	14.17									
12	38.5	20.00	9.00	15.50				Optional					
14	41.0	23.30	12.00	16.00								Optional	
16	45.0	23.30	12.00	17.12									
18	48.5	25.25	12.00	18.00									
20	52.5	27.20	12.00	19.00									
22	57.5	29.50	12.00	20.27									



Double Cylinder unit shown

Construction / operation

Operated by double acting compressed air magnetic cylinders. Cylinders are controlled by electrically-connected solenoid to machines or remote switch.

Standard hookup is 120 volt AC

Optional (must be stated on PO):

- 24 volt AC or
- 24 volt DC

Single cylinder: 3" to 8"

Double cylinder: 9" to 22"

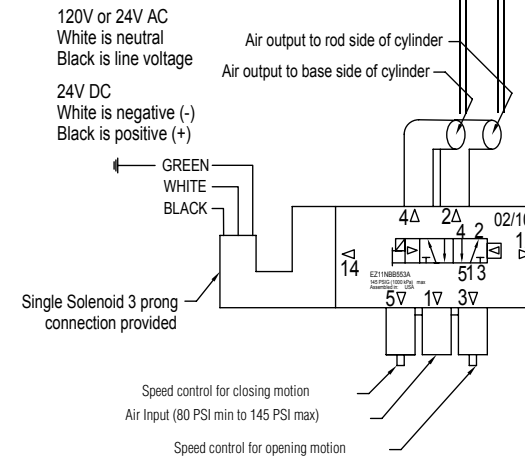
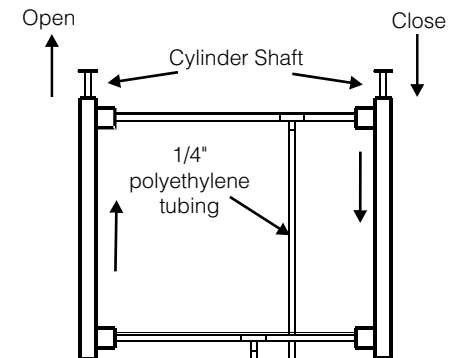
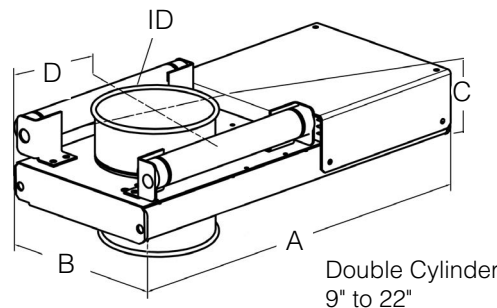
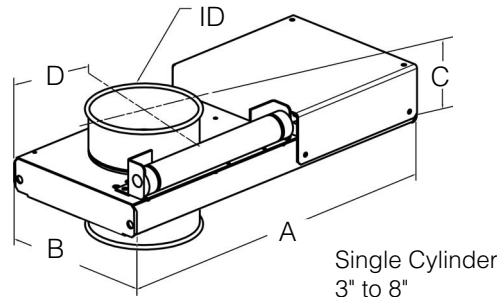
Galvanized steel gates


Body: 14 gauge

Cover: 20 gauge

Blade: 3" - 8" are 14 gauge; 9" - 22" are 10 gauge

Ends: Standard QF end can be changed to Raw ID (RAWID), Raw OD (RAWOD), No Fitting (NF), Hose Adapter (RAWFLEX), Flat Flange (FFL), Angle Flange (ANGFL), or Van Stone (VANSTONE).





NFES Automatic Blast Gate 3245

TECHNICAL
DATA

Temperature Rating of Product Components					
° F	Solenoid	Poly tube	Seal	Gasket Spring	Sealant
250°	Solenoids on outside of housing may handle higher temperatures, depending on location	Poly tube is on outside of housing and may handle higher temperatures, depending on location	HDPE	Poron Cellular Urethane (intermittent to 250°)	3M Scotch Seal Metal Sealant 2084
158°					
150°					
120°					
-14°					

Compliance / Rating of Product Components		
Product	Material	Compliance / Rating
NFES Automatic Blast Gate	Galvanized steel	ASTM A527 with a G-90 rating
	304SS	Finish meets ASTM A240
	316SS	Finish meets ASTM A240
3M Scotch Seal Metal Sealant 2084	Acetone blend	AAMA Specification 801.1

Additional Product Components and Notes					
Poly tube	0.25" OD x 0.04 wall poly tube, 120 PSI, Grade E5 LIP, Type 1				
Magnetic Cylinder	Blast Gate Size	Replacement Part No.	Stroke	No. of Cylinders	Bore
	3"	3245-0000-CY030M	1.06 x 3.00	1	1.0625"
	4"	3245-0000-CY040M	1.06 x 4.00		
	5"	3245-0000-CY050M	1.06 x 5.00		
	6"	3245-0000-CY060M	1.06 x 6.00		
	7"	3245-0000-CY070M	1.06 x 7.00		
	8"	3245-0000-CY080M	1.06 x 8.00		
	9"	3245-0000-CY090M	1.06 x 9.00		
	10"	3245-0000-CY100M	1.06 x 10.00		
	12"	3245-0000-CY125M	1.06 x 12.00	2	
	14"	3245-0000-CY140M	1.06 x 14.00		
	16"	3245-0000-CY160M	1.06 x 16.00		
	18"	3245-0000-CY180M	1.06 x 18.00		
	20"	3203-0000-CY060M	1.06 x 20.00		
22"	3203-0000-CY080M	1.06 x 22.00			
Crimped round body 304SS tube only. End caps aluminum (non-repairable). • Ports 0.125" NPT standard • Piston rod diameter 0.312", material 304SS only • Single acting end • Standard fluid: filtered air • Operating medium: pneumatic, 250 PSI max. (normal operating pressure 80 PSI min.)					

Additional Product Components and Notes		
Solenoid	Replacement Part No.	Description
	3245-SOLE-KIT003	Single Solenoid, 2 Position, 110VAC, 2.5 watts, 1/8" NPT; IP65 Rated, RoHS, CE
	3245-SOLE-KIT002	Single Solenoid, 2 Position, 24VDC, .2.5 watts, 1/8" NPT; IP65 Rated, RoHS, CE
Coil	Replacement Part No.	Description
	3245-COIL-024DCC	24VDC
	3245-COIL-024ACC	24VAC
	3245-COIL-024ACC	12VDC
	3245-COIL-024ACC	240VAX
	3245-COIL-024ACC	110VAC
Optional - Reed Switch Assembly	Replacement Part No.	Description
	3245-0000-RSW106	Assembly includes D-B54 switch and 2.50" band