

_____ Company name & Salesman		Date: _____
_____ Phone	_____ Fax	_____ E-mail

**A. Job name:** \_\_\_\_\_

**B. Installation:**  Interior (Climate & Bug Control)  Exterior (Bug Control only)

**C. If interior installation, is opening:**  Exterior/interior  Interior / Interior  
 Is this a Vestibule?  Y  N

**D. Quantity:** \_\_\_\_\_

**E. Clear Opening Width** \_\_\_\_\_ **ft.** \_\_\_\_\_ **in.**      **Door Height** \_\_\_\_\_ **ft.** \_\_\_\_\_ **in.**

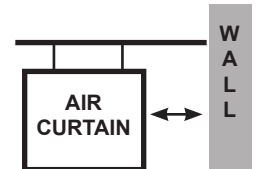
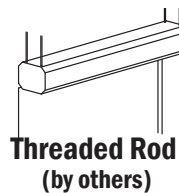
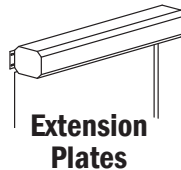
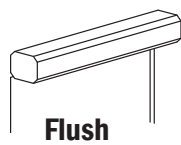
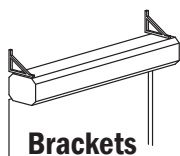
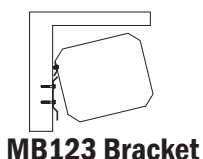
**F. Door Type:** \_\_\_\_\_      **F(a).** Distance above door opening to ceiling \_\_\_\_\_  
**F(b).** Clearance on right: \_\_\_\_\_ Clearance on left: \_\_\_\_\_

**G.**  Unheated air curtain  Heated air curtain (please select type below)  
 Electric (up to 10 ft.)  Hot Water  Steam  Gas

**H. Voltage Supply: (circle one)**  
 Unheated: 120/1/60, 208/1/60, 240/1/60, 208/3/60, 240/3/60, 480/3/60  
 Elec. heated with 1 motor: 208/1/60, 240/1/60, 208/3/60, 240/3/60, 480/3/60  
 Elec. heated w/2 or more motors: N/A      N/A      208/3/60, 240/3/60, 480/3/60  
 (Typically over 60-inches wide)

**I. Controls (specify):**  Unit mounted  Detached for remote mounting  Other Specify  
 On/Off switch (single speed models; switch mounted on bottom of unit)  
 High/Off/Low switch (dual speed models; switch mounted on bottom of unit)  
 Time delay relay (keeps air curtain on up to 100 sec. after door shuts)  
 Thermostat (if heated)  Mounted on top of unit  Detached for remote mounting  
 Door switch:  Roller/plunger  Magnetic

**J. Circle appropriate means of installation**



State standoff distance from wall to back of air curtain

**K.** \_\_\_\_\_

Contact you Global Sales Representative

For information call: 888-978-7759  
[www.globalindustrial.com](http://www.globalindustrial.com)