














QUIETCOOL FANS	PRODUCT DESCRIPTION	PART NUMBER	MOTOR VOLTAGE	MOTOR WATTS	AIR CFM	DUCT DIA.	DUCT LGTH.	HEAD DIA.	HEAD LGTH.	SOUND LEVEL	INS. R VALUE	ROUGH OPENING	GRILL DIM.	CASE WEIGHT	CFM/ WATT
	ENERGY SAVER 1468 CFM FAN - 1 Speed	QC ES-1500	120	61	1468	14"	6'	14.5	13'3/4	43 db	5	14.25 x 14.25	16 x 16	36	24.07
	ENERGY SAVER 2255 CFM FAN - 1 Speed	QC ES-2250	120	115	2255	16"	6'	16.5	13'3/4	45 db	5	14.25 x 18.25	16 x 20	43	19.61
	ENERGY SAVER 3103 CFM FAN - 1 Speed	QC ES-3100	120	264	3103	16"	6'	16.5	13'3/4	48 db	5	14.25 x 22.25	16 x 24	47	11.75
	ENERGY SAVER 4427 CFM FAN - 2 Speed	QC ES-4700	120	High 494 Low 64	High 442 Low 205	18"	6'	18.5	13'3/4	High 51 db Low 47 db	5	14.25 x 30.25	16 x 32	64	High 8.96 Low 32.0
	ENERGY SAVER 6328 CFM FAN - 2 Speed	QC ES-6400	120	High 527 Low 179	High 632 Low 286	16"	6'	16.5	13'3/4	High 50 db Low 47 db	5	14.25 x 36.25	16 x 38	87	High 12.0 Low 15.9
QUIETCOOL FANS	PRODUCT DESCRIPTION	PART NUMBER	MOTOR VOLTAGE	MOTOR WATTS	AIR CFM	DUCT DIA.	DUCT LGTH.	HEAD DIA.	HEAD LGTH.	SOUND LEVEL	INS. R VALUE	ROUGH OPENING	GRILL DIM.	CASE WEIGHT	CFM/ WATT
	CLASSIC 1527 CFM FAN - 1 Speed	QC CL-1500	120	156	1527	14"	6'	14.5	13'3/4	43 db	5	14.25 x 14.25	16 x 16	36	9.78
	CLASSIC 2285 CFM FAN - 2 Speed	QC CL-2250	120	High 252 Low 199	High 228 Low 182	16"	6'	16.5	13'3/4	High 45 db Low 43 db	5	14.25 x 18.25	16 x 20	43	High 9.06 Low 9.19
	CLASSIC 3190 CFM FAN - 2 Speed	QC CL-3100	120	High 320 Low 231	High 319 Low 190	16"	6'	16.5	13'3/4	High 48 db Low 42 db	5	14.25 x 22.25	16 x 24	47	High 9.97 Low 8.25
	CLASSIC 4672 CFM FAN - 2 Speed	QC CL-4700	120	High 591 Low 491	High 467 Low 358	18"	6'	18.5	13'3/4	High 51 db Low 48 db	5	14.25 x 30.25	16 x 32	64	High 7.91 Low 7.30
	CLASSIC 6306 CFM FAN - 2 Speed	QC CL-6400	120	High 703 Low 329	High 630 Low 322	16"	6'	16.5	13'3/4	High 50 db Low 47 db	5	14.25 x 36.25	16 x 38	87	High 8.97 Low 9.81
QUIETCOOL FANS	PRODUCT DESCRIPTION	PART NUMBER	MOTOR VOLTAGE	MOTOR WATTS	AIR CFM	DUCT DIA.	DUCT LGTH.	HEAD DIA.	HEAD LGTH.	SOUND LEVEL	INS. R VALUE	ROUGH OPENING	GRILL DIM.	CASE WEIGHT	CFM/ WATT
	1560 CFM FAN Includes Thermostat	AFG ES-1500	120	30	1560	N/A	N/A	N/A	10	N/A	N/A	N/A	N/A	14	52.00
	3013 CFM FAN Includes Thermostat	AFG PRO-3.0	120	250	3013	N/A	N/A	N/A	10	N/A	N/A	N/A	N/A	16	12.05
	1475 CFM FAN Includes Thermostat And Ceiling Damper Grill	GA ES-1500	120	47	1452	N/A	N/A	N/A	26	59 db	N/A	14.25 X 14.25	16 X 16	26	31.03