




S19-304D2T, S19-304D2B, S19-304D2TL, S19-304D2BL Halo™ Heat Trace Shower and Eye/Face Wash Unit

- NEMA 4X Rated Electrical Enclosures
- Complies with American National Standard Z358.1
- Halo™ and SpinTec™ deliver the most effective shower and eye wash down coverage and spray pattern
- Ergonomic hand activation eyewash paddle - easy to reach from any direction
- Class I, Division 2, Groups B, C and D explosion proof units are standard
- Heat Trace Cable protects unit from freezing to -50°F (-46°C)
- Universal Identification Sign and Inspection Tag Included
- Full, One-Year Warranty
- Classified by Underwriters Laboratories Inc to ANSI Z358.1.
- Halo is covered by one or more of the following patents: D662,220; D662,219; S685,920, 9,314,398. Other patents pending.
- SpinTec™ showerheads are covered by one or more of the following patents: 8113446; D594,089; D669,555; Reg. Comm. Des. D001079560-0001. Other patents pending.

Specifications

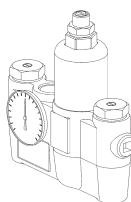
Combination shower and eye/face wash unit is intended for use in Class I Division 2 areas where temperatures fall below freezing. Heat trace cable powered from 120 VAC protects unit from freezing to -50°F (-46°C). Unit is encased in highly-visible yellow ABS removable plastic shell. Shower valve operates quickly by a pull rod with a triangular handle and provides superior washdown. Eye/face wash is operated by a large push handle. Indicator lights standard on S19-304D2TL and S19-304D2BL.

 *This plumbing fixture is not intended to dispense water for human consumption through drinking or for preparation of food or beverages.*

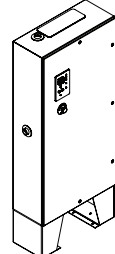


Tepid Water Options

Navigator S19-2100 EFX25
Emergency Thermostatic Mixing Valve



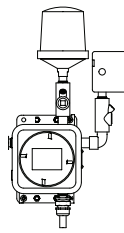
Keltech® SNA-Series
Tankless Water Heater



Satisfies ANSI/ISEA Z358.1 tepid water requirements.

Recommended Option:

S19-324D2 Series Signaling Systems



See all available options on
www.bradleycorp.com

Models (Must select one)	
Model	Description
<input type="checkbox"/> S19-304D2T	Class I, Division 2 Halo Heat Trace Combination Unit, Top Supply
<input type="checkbox"/> S19-304D2B	Class I, Division 2 Halo Heat Trace Combination Unit, Bottom Supply
<input type="checkbox"/> S19-304D2TL	Class I, Division 2 Halo Heat Trace Combination Unit, Top Supply with Indicator Lights
<input type="checkbox"/> S19-304D2BL	Class I, Division 2 Halo Heat Trace Combination Unit, Bottom Supply with Indicator Lights

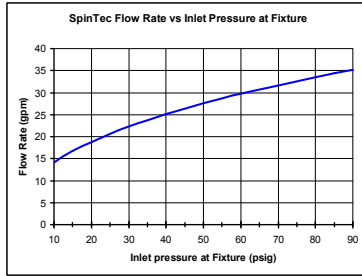


S19-304D2T, S19-304D2B, S19-304D2TL, S19-304D2BL Halo™ Heat Trace Shower and Eye/Face Wash Unit

Standard Equipment

SpinTec™ Showerhead

Standard showerhead is 3.1" (78.7mm) diameter highly visible yellow impact-resistant plastic. SpinTec drench showerhead features integral 22 GPM (83.3 L) flow control, conserving water and helping to accurately size your tepid water system.



Shower and Eye/Face Wash Valves

Shower: Chrome-plated brass 1" NPT stay-open ball valve operated by a stainless steel pull rod with triangular handle. Eye/Face Wash: Chrome-plated brass 1/2" NPT stay-open ball valve hand operated by stainless steel push handle.

Eye/Face Wash

The Halo eye/face wash system offers a high performance rinsing platform that provides rapid relief to an individual's eyes and face that have been injured by chemicals or particulate. This system provides the most complete face wash available in the market. The eye/face wash includes an integral 5.1 GPM (19.2 L) flow control, providing water at a safe velocity while maintaining its effectiveness (exceeds minimum water flow of 3.0 GPM (11.4 L) at 30 PSI (2.0 bar)). Safe, steady water flow under varying water supply conditions from 30-90 PSI (2.0-6.1 bar) is assured by integral flow control in the sprayhead assembly. Sprayheads are made from an impact resistant ABS plastic.

Bowl and Dust Cover

Bowl and dust cover are constructed of yellow impact-resistant plastic. Dust cover is transparent.

Pipe and Fittings

1-1/4" galvanized steel pipe.

Electric Heat Trace Cable

Self-regulated to -50°F (-46°C), thermal rating; 5 watts/foot, service voltage; 120 VAC; .7 AMP/80 watts at 50°F (10°C) unit water temperature. Heat trace cable wraps around pipe.

Indicator Lights

Only included on S19-304D2TL and S19-304D2BL. Rated for use in Class I, Division 2, groups B, C and D. Green indicator light signals power to the unit and Amber means the heating cable is on.

Pipe Insulation

3/4" polyethylene vertical semi-slit.

Protective Outer Shell

Safety yellow UV stabilized ABS plastic with six removable sections for quick repairs and maintenance. Shell is sealed with rivets for added weather protection and is resistant to damage caused by chemicals and other harsh environmental conditions.

Freeze Protection Valve

Always included on heat trace unit. Ensures continual flow of water when internal temperatures drop below 35°F (2°C). Valve closes at 40°F (4°C). Maximum pressure rating is 200 PSI.

Thermostat

Located inside junction box. Ambient air temperature control thermostat opens at 64°F (18°C) and closes at 54°F (12°C).

Junction Box

Aluminum, with multiple hubs. Accepts 3/4" IPS conduit.

Water Supply

1-1/4" NPT (top or bottom supply).

Optional Equipment

Signaling System Ready

All units are designed so that a signaling system can be added at any time. Go to www.bradleycorp.com to order signaling system separately. Signaling system selected must match electrical class of heat trace product.



If a Class I Division 2 rating is required, each fixture needs to be accompanied by electrical accessories of a similar rating if those accessories are desired options.



Product is non-cancelable, non-returnable.



S19-304D2T, S19-304D2B, S19-304D2TL, S19-304D2BL Halo™ Heat Trace Shower and Eye/Face Wash Unit

Dimensions for S19-304 (Model S19-304D2T shown)



Class I, Division 2 indicator light will require 14" clearance from top of unit if installed in junction box top conduit hub.

