



## Home Comfort

FFTA1422R2

### Through-The-Wall Air Conditioner



#### Product Dimensions

Height	14-1/2"
Width	24"
Depth	20-1/2"

#### More Easy-To-Use Features

##### Sleep Mode

With Sleep Mode, the temperature gradually increases a few degrees over the evening, saving energy and creating a comfortable environment during the evening hours.

##### Remote Control

Offers you the flexibility to control the temperature and fan speed from anywhere in the room.

##### Effortless™ Clean Filter

Our antibacterial filter reduces bacteria, room odors and other airborne particles for a healthier, more comfortable environment.

##### Power Cord

Comes with an extra long three-prong cord — makes extension cords unnecessary.

##### Effortless™ Restart

Automatically resumes operating at its previous settings when power is restored to your unit.

##### Clean Filter Alert

Alert notifies you when your filter needs to be cleaned so you don't have to keep track of it yourself.

##### Ready-Select® Controls

Easily select options with the touch of a button.

## Signature Features

### Effortless™ Remote Temperature Control

Remote control thermostat precisely maintains preset room temperature, so you can remain comfortable at all times.

### Energy Saver Mode

Reduce your utility bills in this mode. It cools similarly to central air, with the unit turning on and off at different intervals to ensure the room temperature stays at the set temperature.

### Programmable 24-Hour On/Off Timer

With the 24-Hour On/Off Timer, you can ensure your home will be cool and comfortable when you want it to be without having to worry about running up your utility bills. The built-in timer allows you to preset the unit to turn on and off in half-hour increments.


### Multi-Speed Fan

Features three different fan speeds, for more cooling flexibility.

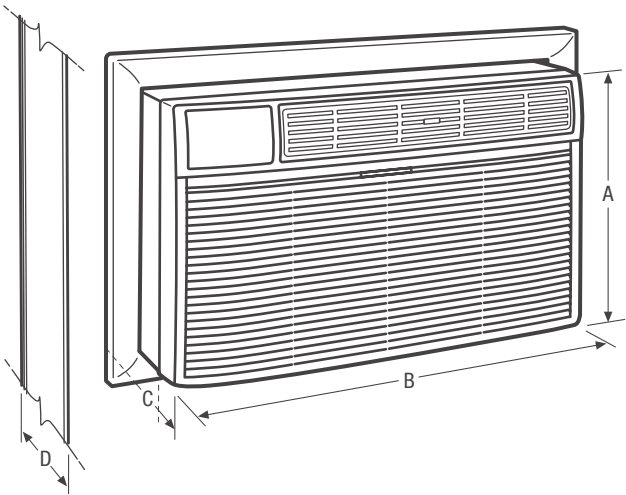
Performance	BTUs
Cool	14,000 / 13,600

Performance	
BTU (Cool)	14,000/13,600
Dehumidification (Pints/Hour)	4.3
Cool Area (Up To Sq.Ft.)	700
Combined Energy Efficiency Ratio	9.3
Energy Efficiency Ratio	9.3
Electrical	
Volts	230/208
Amps (Cool)	7.4/8.3
Watts (Cool)	1,647/1,520
Length of Power Cord (Min./Max.)	5.5'/6'
Plug Type (NEMA)	LCDI (6-15P)
Features	
Electronic Controls	Ready-Select® Controls
Fan Speeds (Cool/Fan)	3/3
Low Voltage Start-Up	Yes
Auto Cool Function	Yes
Energy Saver Mode	Yes
Sleep Mode	Yes
Filter Check	Yes
24-Hour On/Off Timer	Yes
Clean Air Ionizer	
Remote Control	Full-Function Remote T'Stat
Air CFM (High/Med/Low)	295/275/252
Air Direction Control	4-Way
Fresh Air/Exhaust Vent/Closed	No/No/Yes
Filter Type	Antibacterial Mesh
Filter Access	Slide-Out
Slide-Out Chassis	
Warranty¹	Yes
Optional Accessories	
Through-The-Wall 18" Sleeve Kit	PN# EA108T
Trim Kit (for larger existing sleeve)	PN# EA120T
Architectural-Style Exterior Louvered Grille	PN# EA109T
Certifications	
Performance	AHAM
Specifications	
Refrigerant	R410a
Shipping Weight (Approx.)	86 Lbs.

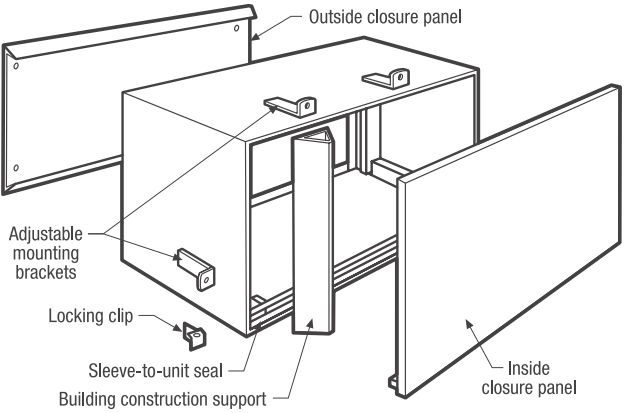
¹Warranty 5 year sealed system/1 year full parts and labor.



Plug Type (NEMA)  
6-15P



Through-The-Wall 18" Sleeve Kit  
(PN# EA108T)



NOTE: For planning purposes only. Always consult local and national electric codes.  
Refer to Product Installation Guide for detailed installation instructions on the web at [frigidaire.com](http://frigidaire.com).



Product Dimensions	
A - Height	14-1/2"
B - Width	24"
C - Depth	20-1/2"
D - Max. Wall Thickness	18"

Sleeve Cutout Dimensions	
Height	15-5/8"
Width	25-15/16"

Accessories information available  
on the web at [frigidaire.com](http://frigidaire.com)

FRIGIDAIRE

USA • 10200 David Taylor Drive • Charlotte, NC 28262 • 1-800-FRIGIDAIRE • [frigidaire.com](http://frigidaire.com)  
CANADA • 5855 Terry Fox Way • Mississauga, ON L5V 3E4 • 1-800-265-8352 • [frigidaire.ca](http://frigidaire.ca)