



A Regal Brand

Catalog # : 107031.00  
 Product Type: ACSG  
 Description:

Model: 107031.00  
 Stock: Y

Engineering Data

RPM	288	Volts		Volts	
HP/KW	.33	F.L. Amps		F.L. Amps	1.6/.8
Frame	48Y	S. F Amps		S. F Amps	1.7/.85
Max Amb	40	Hertz		Phase	3
Insul Class	F4	Duty	CONT	TYPE	TF
		Serv. Factor	1.15	PF	
Eff 100%		Eff 75%		Enclosure	TEFC
Protection	NOT	Therm.Prot.		Bearing OPE	6203
Design		Code	L	Bearing PE	6203
UL	Yes	CSA	Yes	CE	No
Series	P1100	Nameplate	080573	Lubrication	
		Overrlung Ld.	400	Shaft Type	PARALLEL

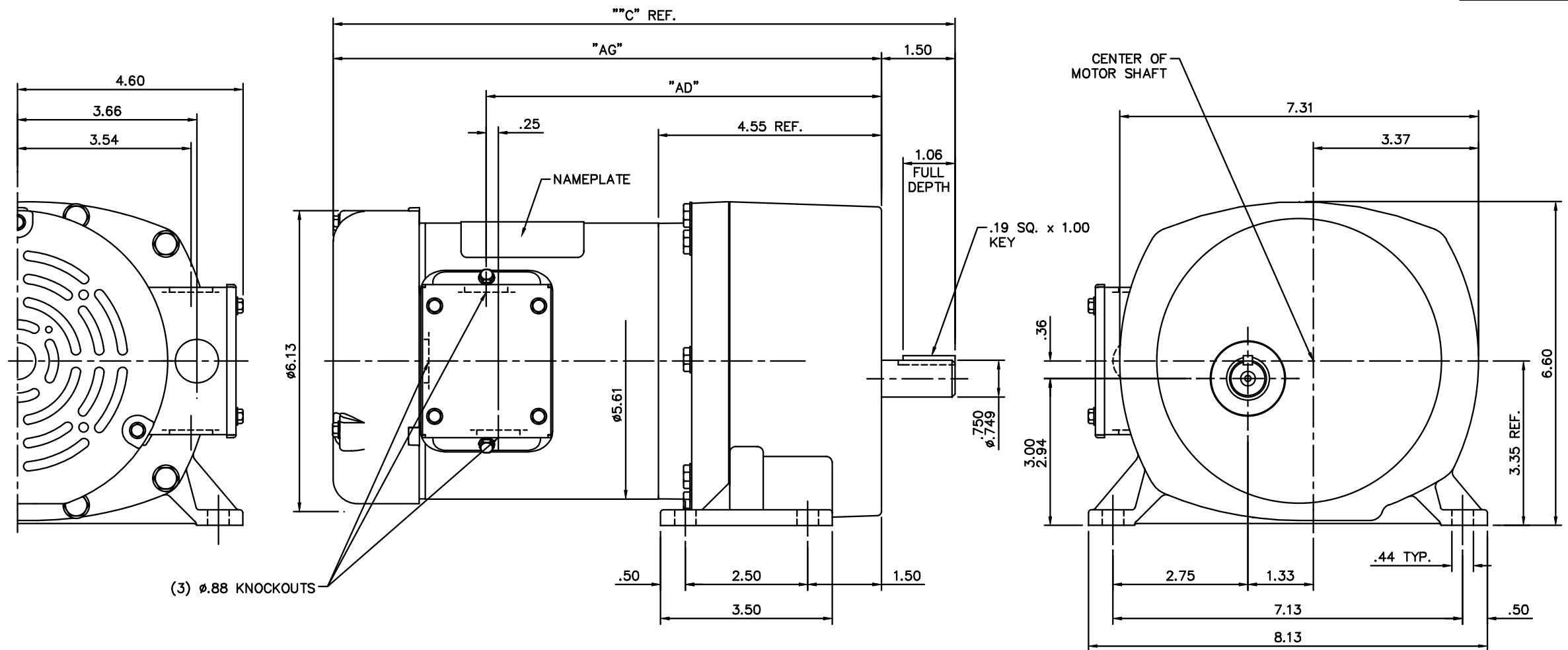
Motor Wt.	30 LB	Mounting	SPECIAL	Rotation	RECONN
Carton Label	Leeson GearMotor	Assembly	LO107031		
Winding	T5542	Shaft Dia.	3/4	Ext. Diag2.	
GROUP :	3 L	Paint	M1305027.01	Packaging	B
Test Card	02	Outline	031837-500	Cust Part No	

Form Factor			RMS Amps
Torque		RMS Amps	
AB Code		Peak	
Resistance		Peak@DegC	
Connection			Const Torque

Rework Status                      Rework TYPE

4Explosion Proof		2Brake Motors
Temp Op Code		FORCE
Class	GROUP	VDC
Class	GROUP	ADC

031837



GEARBOX RATIO	H.P.	CATALOG NUMBER	OUTLINE DASH NO.
95:1	1/3	107025.00	500
66:1	1/3	107026.00	500
42:1	1/3	107027.00	500
29:1	1/3	107028.00	500
19:1	1/3	107029.00	500
11:1	1/3	107030.00	500
6:1	1/3	107031.00	500
79:1	1/2	107032.00	550
42:1	1/2	107033.00	550
29:1	1/2	107034.00	550
19:1	1/2	107035.00	550
13:1	1/2	107036.00	550
6:1	1/2	107037.00	550

OUTLINE DASH NO.	"C"	"AG"	"AD"
500	12.92	11.42	8.31
550	13.42	11.92	8.81

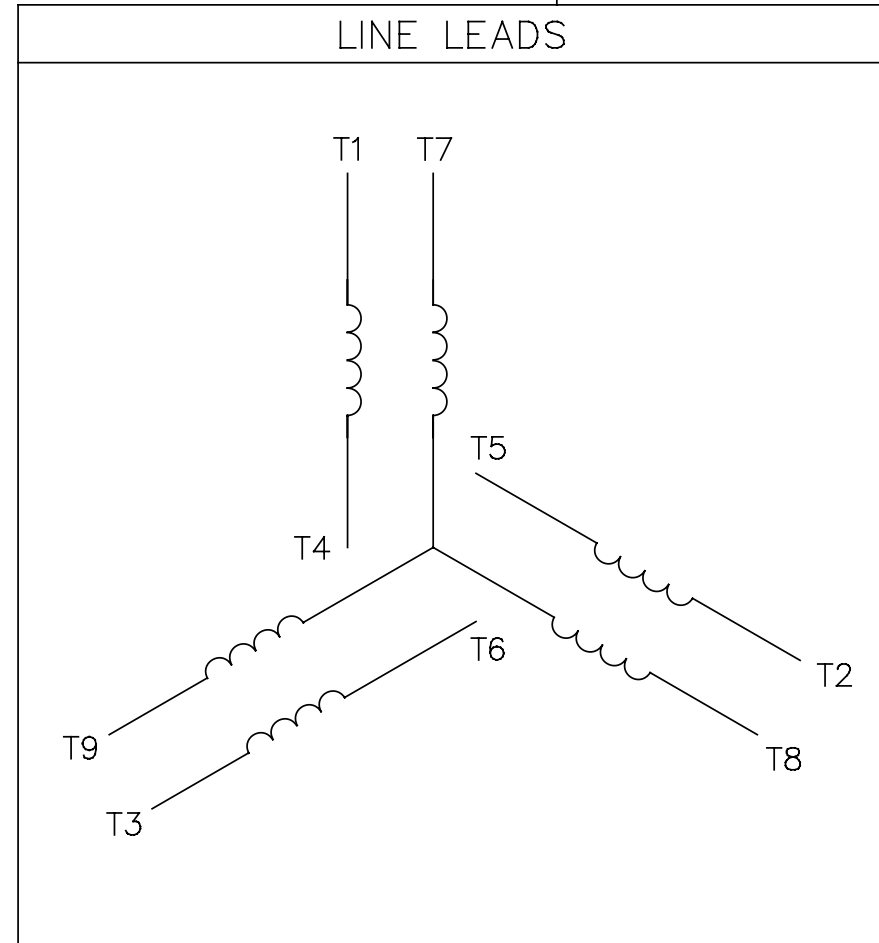
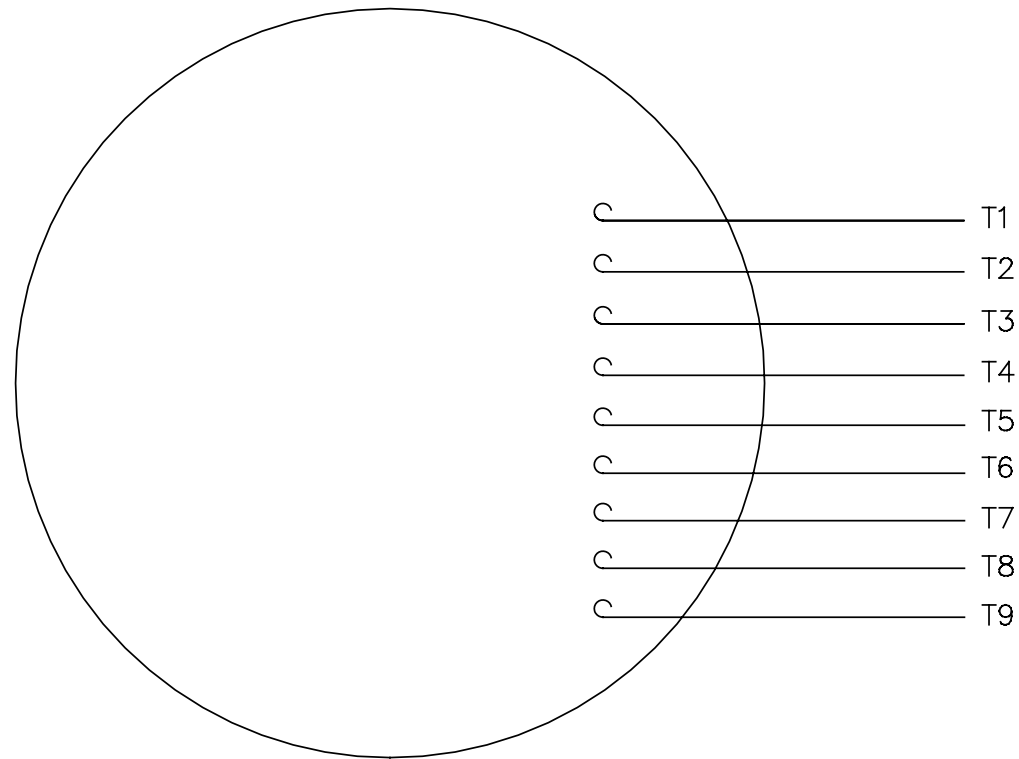
GASKETS THROUGHOUT

		TOLERANCES UNLESS SPECIFIED		<b>LEESON</b> ELECTRIC MOTORS GEARMOTORS AND DRIVES	DRAWN PG 11/28/05
		DEC.	INCHES		CHK
		.X	±.1	APPD	
		.XX	±.03	TITLE	OUTLINE - 48 FRAME
		.XXX	±.005		TEFC GEARMOTOR
		.XXXX	±.0005	MAT'L	3 PHASE
NO.	REVISION	BY & DATE	CHK ANG ±1/2'	FINISH	STANDARD
THIS DRAWING IN DESIGN AND DETAIL IS OUR PROPERTY AND MUST NOT BE USED EXCEPT IN CONNECTION WITH OUR WORK ALL RIGHTS OF DESIGN AND INVENTION ARE RESERVED THIS IS AN ELECTRONICALLY GENERATED DOCUMENT - DO NOT SCALE THIS PRINT				RFP	CAD FILE 031837
				SIZE	DRAWING NO. 031837
				DIST	REV.

# Uncontrolled Copy

005010-01

VIEW FROM OUTSIDE OF MOTOR AT SWITCH END.



VOLTAGE	L1	L2	L3	JOIN & INSULATE
HIGH	T1	T2	T3	(T4,T7) (T5,T8) (T6,T9)
LOW	T1,T7	T2,T8	T3,T9	T4,T5,T6

		TOLERANCES UNLESS SPECIFIED		REGAL™ Regal Beloit America, Inc.		DRAWN RDW 04/12/02				
		DEC.	INCHES	TITLE		CHK				
		.X	±.1	EXTERNAL WIRING DIAGRAM		APPD				
		.XX	±.01	3 PHASE W/O PROTECTOR		SCALE 1=1				
		.XXX	±.005	MAT'L. DECAL - 004014		REF FIG.2-51				
A	UPDATED TO REGAL LOGO	SAJ	06/26/15	AJY	.XXXX ±.0005	FMF				
NO.	REVISION	BY & DATE	CHK	ANG	±1/2°	PREV				
THIS DRAWING IN DESIGN AND DETAIL IS OUR PROPERTY AND MUST NOT BE USED EXCEPT IN CONNECTION WITH OUR WORK ALL RIGHTS OF DESIGN AND INVENTION ARE RESERVED THIS IS AN ELECTRONICALLY GENERATED DOCUMENT - DO NOT SCALE THIS PRINT				RFP	04/12/02	CAD FILE	00501001	SIZE	DRAWING NO.	REV.
				DIST	BRF-NLV	A		005010-01	A	