



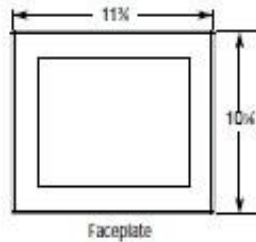
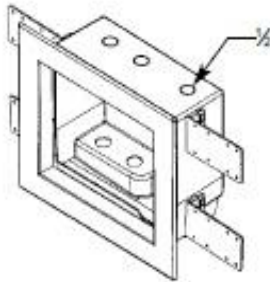
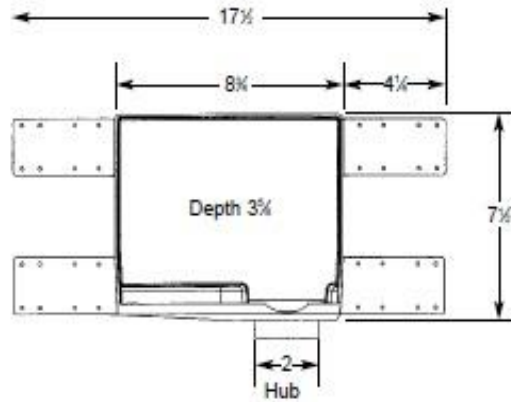
4700 W. 160th St.
Cleveland, OH 44135
1-800-321-9532
1-800-321-9535
www.oatey.com

TECHNICAL SPECIFICATION

OFFSET DRAIN WASHING MACHINE OUTLET BOX



TECHNICAL SPECIFICATION: Oatey's Offset Drain washing Machine Outlet Boxes can be used in commercial or residential applications which require supply valves and waste drain recessed into the wall. Available water hammer arrestor option provides water pressure shock arrestors required for installation on supply lines to quick closing valves.



(All dimensions in inches)

- 2" drain opening fits PVC or ABS Sch. 40 DWV pipe
- All washing machine outlet boxes are shipped 12 per carton
- Box made of high impact polystyrene
- 4 support brackets included for mounting
- Easy to remove 1/2" top mount knockouts
- Snap-on faceplate frame accommodates up to 1" drywall
- Easy to remove drain test cap
- Allows for right hand drain

PRODUCT No.	DESCRIPTION
38791	Plain Box – Standard Pack
38894	Single Lever Valve – Copper Sweat – Standard Pack
38898	Single Lever Valve – ASTM F1807 PEX – Standard Pack
38957	1/4 Turn Brass Hammer Ball Valves – Copper Sweat – Standard Pack
38962	1/4 Turn Brass Ball Valves – Copper Sweat – Standard Pack
38822	Single Lever Brass Ball Valve Copper Sweat – Display Box
ACCESSORIES	
38941	Plastic Faceplate for Quadro, Center and offset WMOB
38768	Plastic Brackets, 4" Long for plastic boxes
38648	Plastic Brackets, 12" long, for plastic boxes

