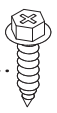
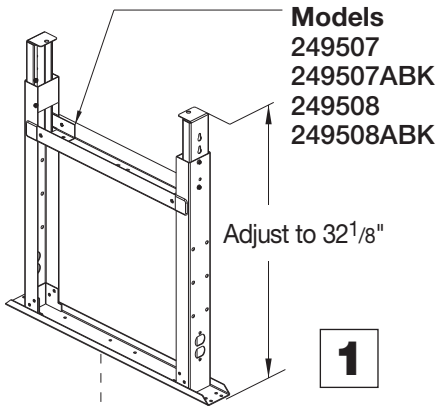


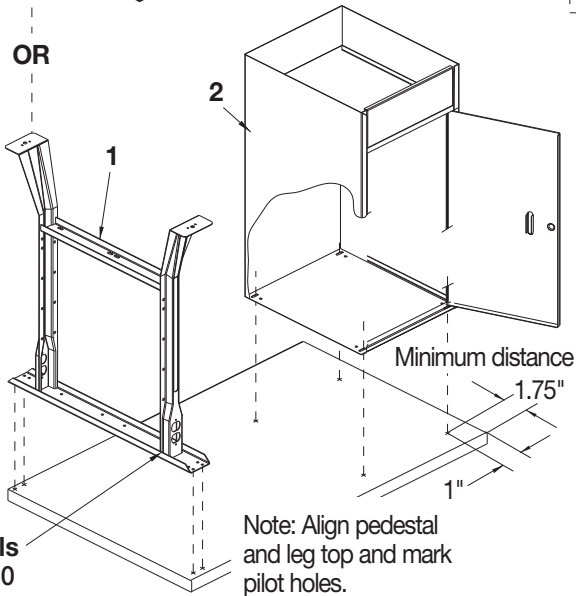
Assembly Instructions	Instrucciones de Ensamblaje	Directives d'assemblage
Customer Service US: 1-800-645-2986	Servicio de atención al Cliente México: 01.800.681.6940	Service à la clientèle Canada: 888-645-2986

Pedestal and Leg Workbench

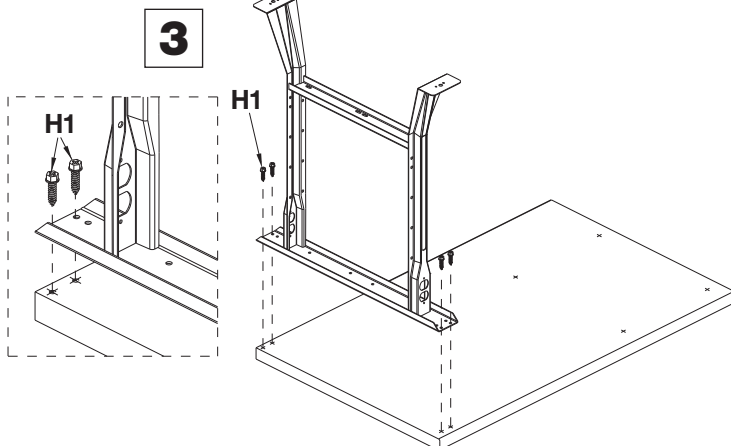
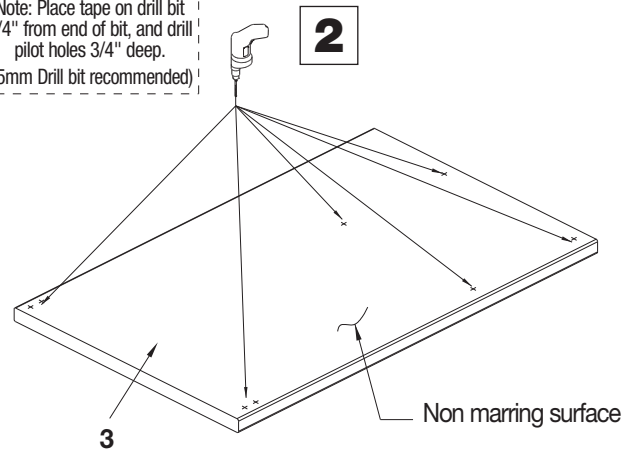
CONTENTS		
Ref.	Qty.	Description
1	1	Leg
2	1	Pedestal
3	1	Top
H1	8	#14 Flange Head Wood Screw 



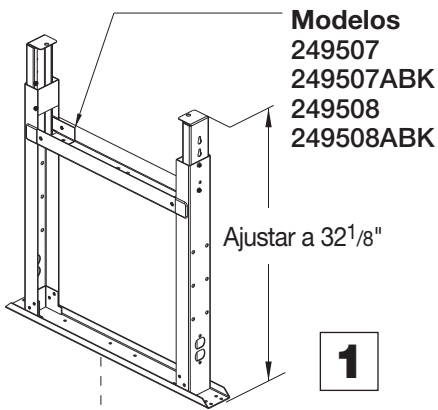
OR



Models
254750
254752

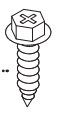


Assembly Instructions	Instrucciones de Ensamblaje	Directives d'assemblage
Customer Service US: 1-800-645-2986	Servicio de atención al Cliente México: 01.800.681.6940	Service à la clientèle Canada: 888-645-2986

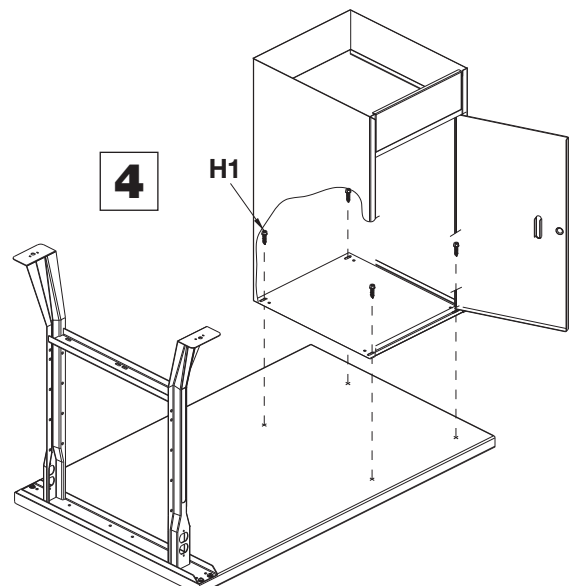
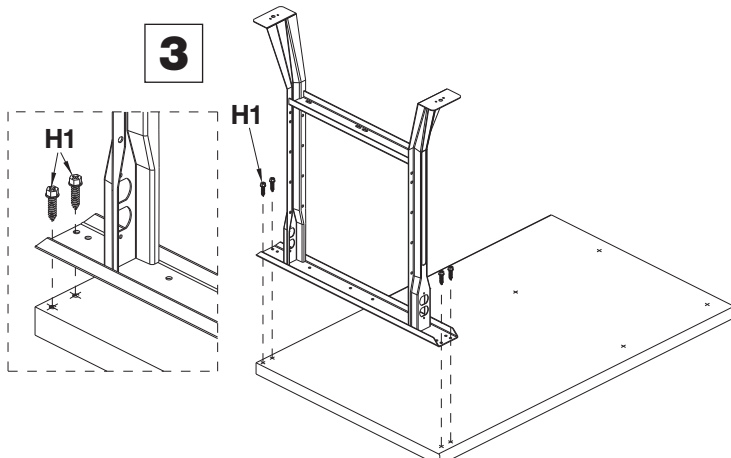
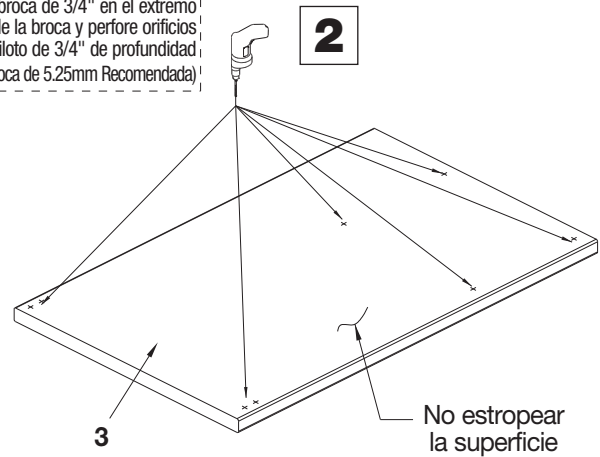
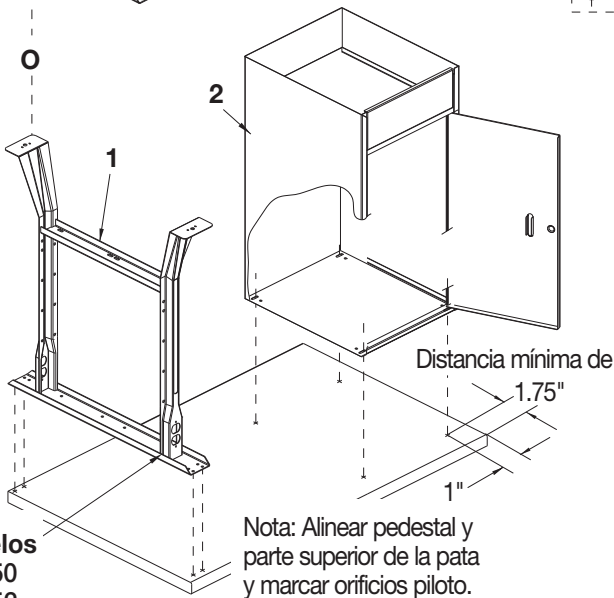


Pedestal y pata de Mesa de trabajo

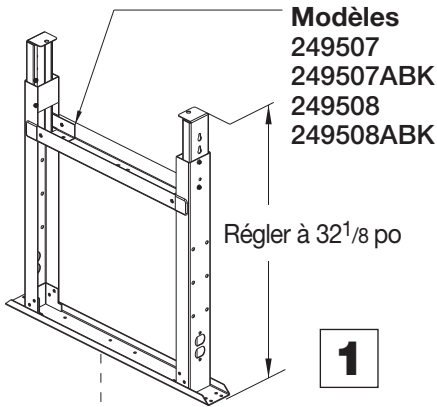
CONTENIDO		
Ref.	Cant.	Descripción
1	1	Pata
2	1	Pedestal
3	1	Superior
H1	8	Brida de cabeza hex. Tornillo para madera #14



Nota: Coloque cinta en la broca de 3/4" en el extremo de la broca y perforo orificios piloto de 3/4" de profundidad (Broca de 5.25mm Recomendada)



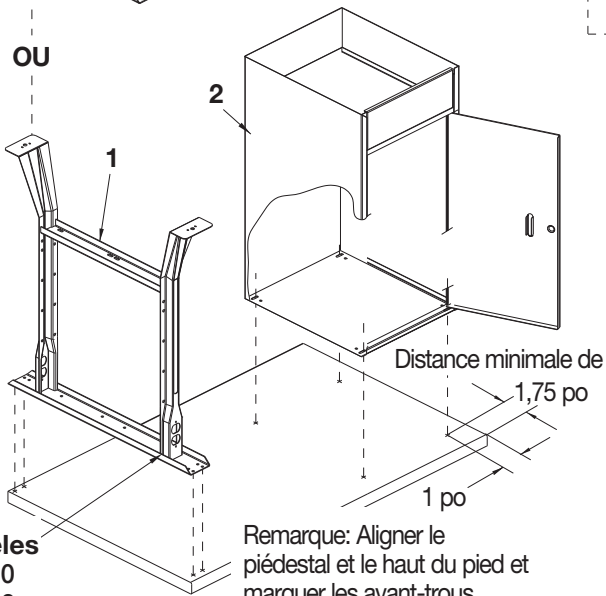
Assembly Instructions	Instrucciones de Ensamblaje	Directives d'assemblage
Customer Service US: 1-800-645-2986	Servicio de atención al Cliente México: 01.800.681.6940	Service à la clientèle Canada: 888-645-2986



Piédestal et pieds d'établi

CONTENU		
Réf.	Qté	Description
1	1	Patte
2	1	Piédestal
3	1	Supérieur
H1	8	Bride à tête hexagonale Vis à bois # 14

OU



Modèles
254750
254752

Remarque: Placer un ruban adhésif sur le foret 3/4 po. à partir de l'extrémité du foret, et percez des avant-trous de 3/4 po. de profondeur. (5,25 mm Foret recommandé)

