



No.:

Date: 28-DEC-2012

Customer :

TECHNICAL PROPOSAL

Three-phase induction motor - Squirrel cage rotor

Product line : Close Coupled Pump : Three-Phase - "JM" Type - ODP - High Efficiency

Catalog Number : 00218OP3H145JM

List Price : \$524

Notes:

Performed by:

Checked:



No.:

Date: 28-DEC-2012

DATA SHEET

Three-phase induction motor - Squirrel cage rotor

Customer :
Product line : Close Coupled Pump : Three-Phase - "JM" Type - ODP - High Efficiency

Frame : E143/5JM
Output : 2 HP
Frequency : 60 Hz
Poles : 4
Full load speed : 1730
Slip : 3.89 %
Voltage : 575 V
Rated current : 2.32 A
Locked rotor current : 18.1 A
Locked rotor current (I_L/I_n) : 7.8
No-load current : 1.44 A
Full load torque : 5.99 lb.ft
Locked rotor torque : 340 %
Breakdown torque : 320 %
Design : B
Insulation class : F
Temperature rise : 80 K
Locked rotor time : 15 s (hot)
Service factor : 1.15
Duty cycle : S1
Ambient temperature : -20°C - +40°C
Altitude : 1000
Degree of Protection : IP21
Approximate weight : 44 lb
Moment of inertia : 0.16018 sq.ft.lb
Noise level : ---

	D.E.	N.D.E.	Load	Power factor	Efficiency (%)
Bearings	6206 ZZ	6204 ZZ	100%	0.78	84.0
Regreasing interval	---	---	75%	0.70	84.0
Grease amount	---	---	50%	0.58	82.5

Notes:

Performed by

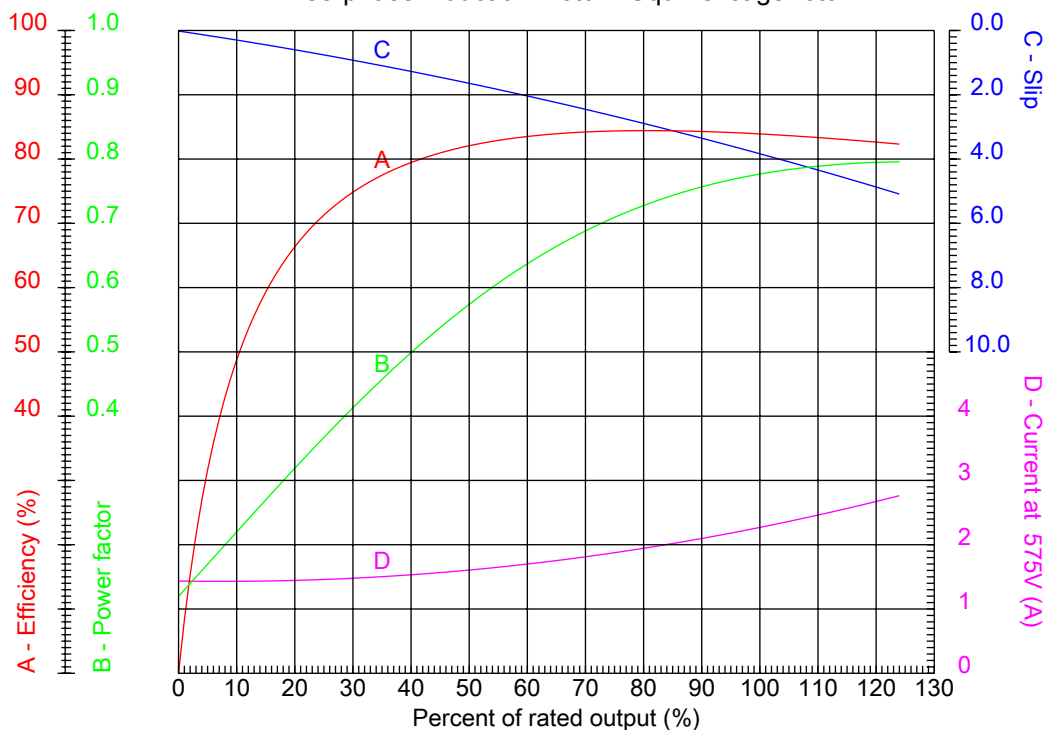
Checked



No.:

Date: 28-DEC-2012

PERFORMANCE CURVES RELATED TO RATED OUTPUT Three-phase induction motor - Squirrel cage rotor



Customer :
Product line : Close Coupled Pump : Three-Phase - "JM" Type - ODP - High Efficiency

Frame	: E143/5JM	Locked rotor current (I _l /I _n)	: 7.8
Output	: 2 HP	Duty cycle	: S1
Frequency	: 60 Hz	Service factor	: 1.15
Full load speed	: 1730	Design	: B
Voltage	: 575 V	Locked rotor torque	: 340 %
Rated current	: 2.32 A	Breakdown torque	: 320 %
Insulation class	: F		

Notes:

Performed by

Checked

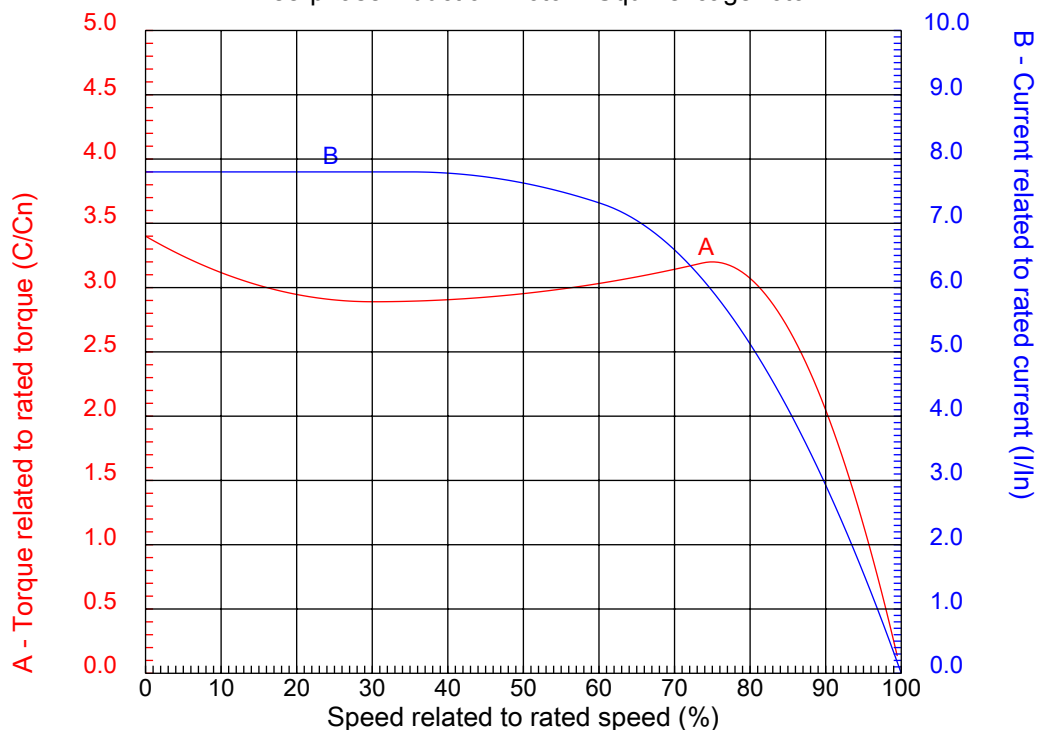


No.:

Date: 28-DEC-2012

CHARACTERISTIC CURVES RELATED TO SPEED

Three-phase induction motor - Squirrel cage rotor



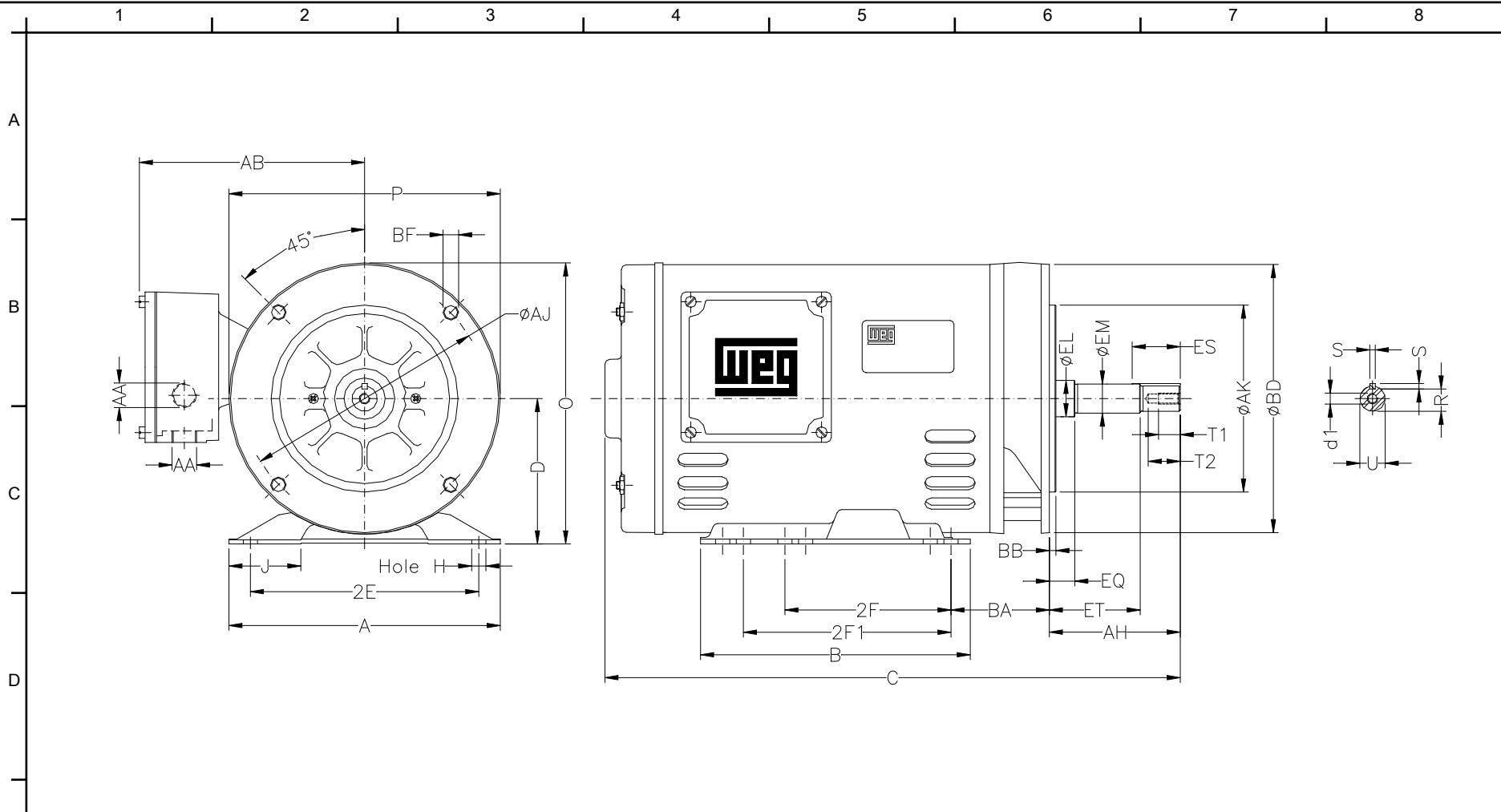
Customer :
Product line : Close Coupled Pump : Three-Phase - "JM" Type - ODP - High Efficiency

Frame	: E143/5JM	Locked rotor current (I _l /I _n)	: 7.8
Output	: 2 HP	Duty cycle	: S1
Frequency	: 60 Hz	Service factor	: 1.15
Full load speed	: 1730	Design	: B
Voltage	: 575 V	Locked rotor torque	: 340 %
Rated current	: 2.32 A	Breakdown torque	: 320 %
Insulation class	: F		

Notes:

Performed by

Checked



Notes:

2E 5.500	A 6.535	2F 0.157	B 0.256	J 1.732
BA 2.250	D 3.500	G 3.05	O 6.772	P 6.535
AB 5.433	H 0.342	AA 2XNPT 1/2"	EQ 0.630	ET 2.880
U 0.8744	EM 1.000	EL 1.156	S 0.187	R 0.768
ES 1.653	d1 DUNC 3/8"-16	t1 0.748	t2 1.102	C 14.055
Flange FC-149	AJ 5.874	AK 4.500	BD 6.535	BF UNC 3/8"x16
BB 0.157	BC ---	AH 4.258		

Performed by:

Checked:

Customer:

Close Coupled Pump : Three-Phase - "JM" Type - ODP - High Efficiency

Three-phase induction motor
Frame E143/5JM - IP21

28-DEC-2012

