



No.:

Date: 26-DEC-2012

Customer :

TECHNICAL PROPOSAL

Three-phase induction motor - Squirrel cage rotor

Product line : Close Coupled Pump : Three-Phase - "JM" Type - ODP - NEMA Premium

Catalog Number : 00536OT3E182JM

List Price : \$780

Notes:

Performed by:

Checked:



No.:

Date: 26-DEC-2012

DATA SHEET

Three-phase induction motor - Squirrel cage rotor

Customer :
Product line : Close Coupled Pump : Three-Phase - "JM" Type - ODP - NEMA Premium

Frame : 182JM
Output : 5 HP
Frequency : 60 Hz
Poles : 2
Full load speed : 3490
Slip : 3.06 %
Voltage : 208-230/460 V
Rated current : 13.6-12.3/6.17 A
Locked rotor current : 86.4/43.2 A
Locked rotor current (I_L/I_n) : 7.0
No-load current : 5.60/2.80 A
Full load torque : 7.42 lb.ft
Locked rotor torque : 200 %
Breakdown torque : 280 %
Design : B
Insulation class : F
Temperature rise : 80 K
Locked rotor time : 16 s (hot)
Service factor : 1.15
Duty cycle : S1
Ambient temperature : -20°C - +40°C
Altitude : 1000
Degree of Protection : IP21
Approximate weight : 48 lb
Moment of inertia : 0.12719 sq.ft.lb
Noise level : ---

	D.E.	N.D.E.	Load	Power factor	Efficiency (%)
Bearings	6207 ZZ	6205 ZZ	100%	0.85	88.5
Regreasing interval	---	---	75%	0.80	88.5
Grease amount	---	---	50%	0.68	87.5

Notes:

Performed by

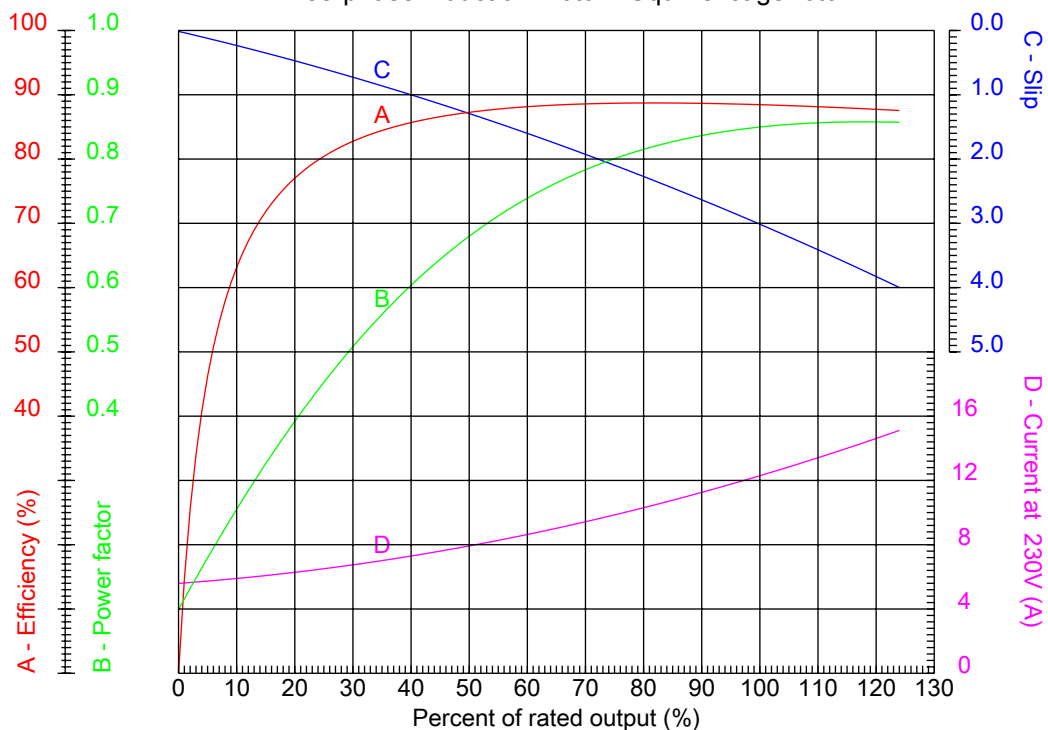
Checked



No.:

Date: 26-DEC-2012

PERFORMANCE CURVES RELATED TO RATED OUTPUT
Three-phase induction motor - Squirrel cage rotor



Customer :
Product line : Close Coupled Pump : Three-Phase - "JM" Type - ODP - NEMA Premium

Frame	: 182JM	Locked rotor current (I _l /I _n)	: 7.0
Output	: 5 HP	Duty cycle	: S1
Frequency	: 60 Hz	Service factor	: 1.15
Full load speed	: 3490	Design	: B
Voltage	: 208-230/460 V	Locked rotor torque	: 200 %
Rated current	: 13.6-12.3/6.17 A	Breakdown torque	: 280 %
Insulation class	: F		

Notes:

Performed by

Checked

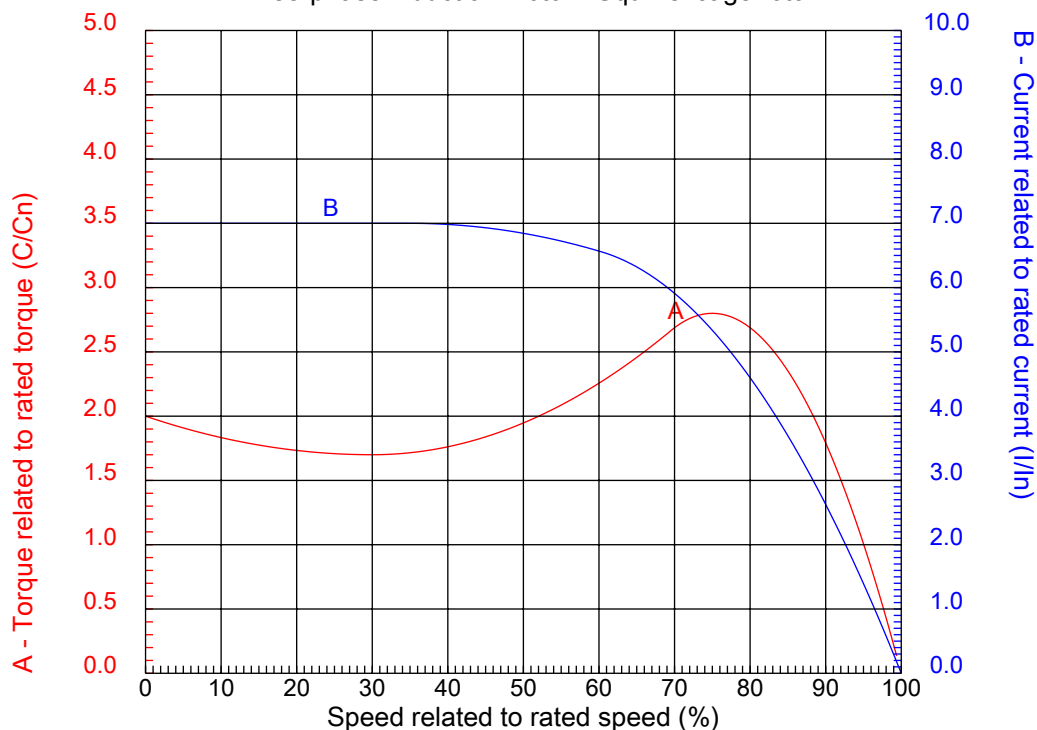


No.:

Date: 26-DEC-2012

CHARACTERISTIC CURVES RELATED TO SPEED

Three-phase induction motor - Squirrel cage rotor



Customer :
Product line : Close Coupled Pump : Three-Phase - "JM" Type - ODP - NEMA Premium

Frame	: 182JM	Locked rotor current (I _l /I _n)	: 7.0
Output	: 5 HP	Duty cycle	: S1
Frequency	: 60 Hz	Service factor	: 1.15
Full load speed	: 3490	Design	: B
Voltage	: 208-230/460 V	Locked rotor torque	: 200 %
Rated current	: 13.6-12.3/6.17 A	Breakdown torque	: 280 %
Insulation class	: F		

Notes:

Performed by

Checked

1 2 3 4 5 6 7 8

A

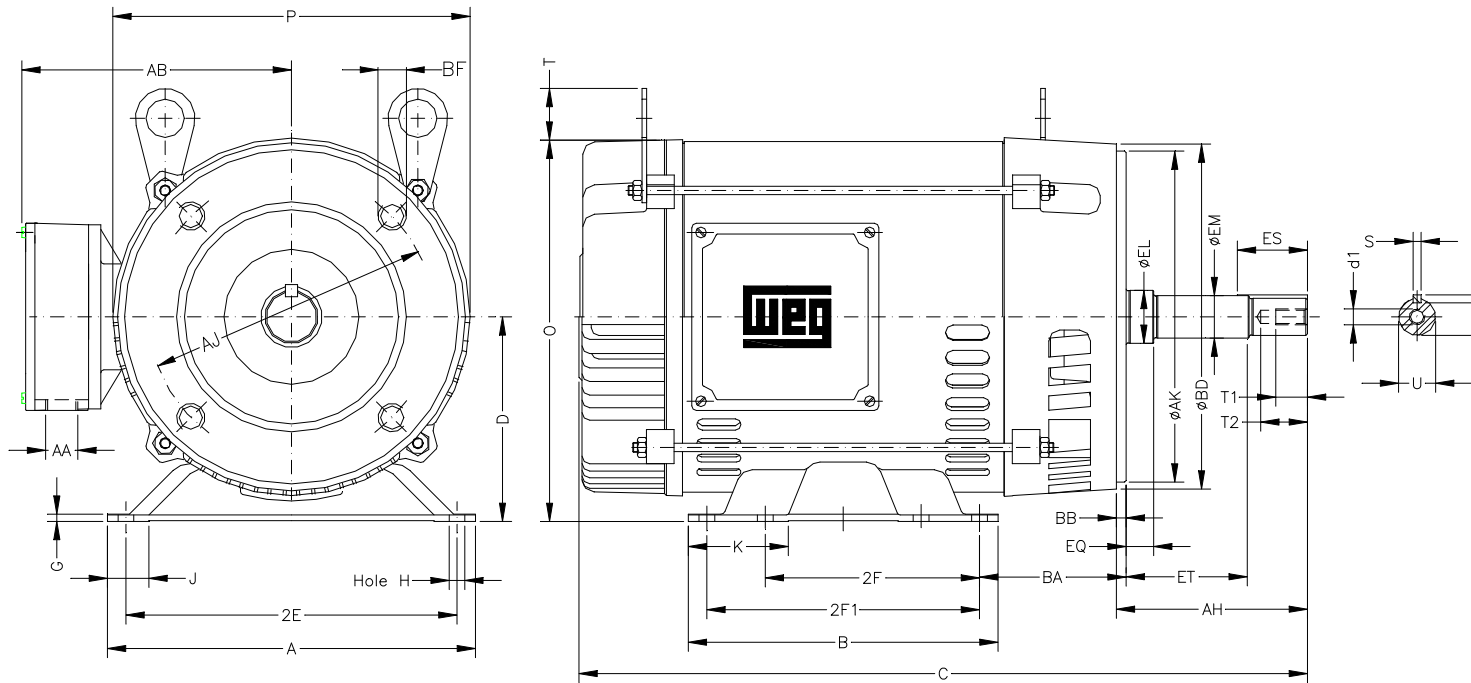
B

C

D

E

F



Notes:

Performed by:

Checked:

Customer:

Close Coupled Pump : Three-Phase - "JM" Type - ODP - NEMA Premium

Three-phase induction motor
Frame 182JM - IP21

26-DEC-2012



2E 7.500	A 8.661	2F 4.500/5.500	B 6.299	J 1.171
BA 2.750	D 4.500	K 1.988	G 0.187	O 8.307
P 7.637	T 1.614	HD 9.921	AB 6.574	H 0.406
AA NPT 3/4"	EQ 0.630	ET 2.880	U 0.874	EM 1.000
EL 1.250	S 0.187	EP 1.376	R 0.767	ES 1.575
d1 EUNC 3/8"-16	t1 0.748	t2 1.102	C 14.527	Flange FC-149
AJ 5.874	AK 4.500	BD 6.496	BF UNC 3/8"x16	BB 0.157
BC	AH 4.258			