



No.:

Date: 27-DEC-2012

Customer :

TECHNICAL PROPOSAL

Three-phase induction motor - Squirrel cage rotor

Product line : Close Coupled Pump : Three-Phase - "JP" Type - ODP - High Efficiency

Catalog Number : 10036OP3H365JPV

List Price : \$8,860

Notes:

Performed by:

Checked:



No.:

Date: 27-DEC-2012

DATA SHEET

Three-phase induction motor - Squirrel cage rotor

Customer :
Product line : Close Coupled Pump : Three-Phase - "JP" Type - ODP - High Efficiency

Frame : 365JP
Output : 100 HP
Frequency : 60 Hz
Poles : 2
Full load speed : 3560
Slip : 1.11 %
Voltage : 575 V
Rated current : 94.4 A
Locked rotor current : 595 A
Locked rotor current (I_L/I_n) : 6.3
No-load current : 27.2 A
Full load torque : 146 lb.ft
Locked rotor torque : 190 %
Breakdown torque : 270 %
Design : B
Insulation class : F
Temperature rise : 80 K
Locked rotor time : 13 s (hot)
Service factor : 1.15
Duty cycle : S1
Ambient temperature : -20°C - +40°C
Altitude : 1000
Degree of Protection : IP23
Approximate weight : 825 lb
Moment of inertia : 7.8750 sq.ft.lb
Noise level : 83 dB(A)

	D.E.	N.D.E.	Load	Power factor	Efficiency (%)
Bearings	6314 C3	6314 C3	100%	0.86	93.0
Regreasing interval	7209 h	7209 h	75%	0.84	93.0
Grease amount	27 g	27 g	50%	0.82	93.0

Notes:

Performed by

Checked

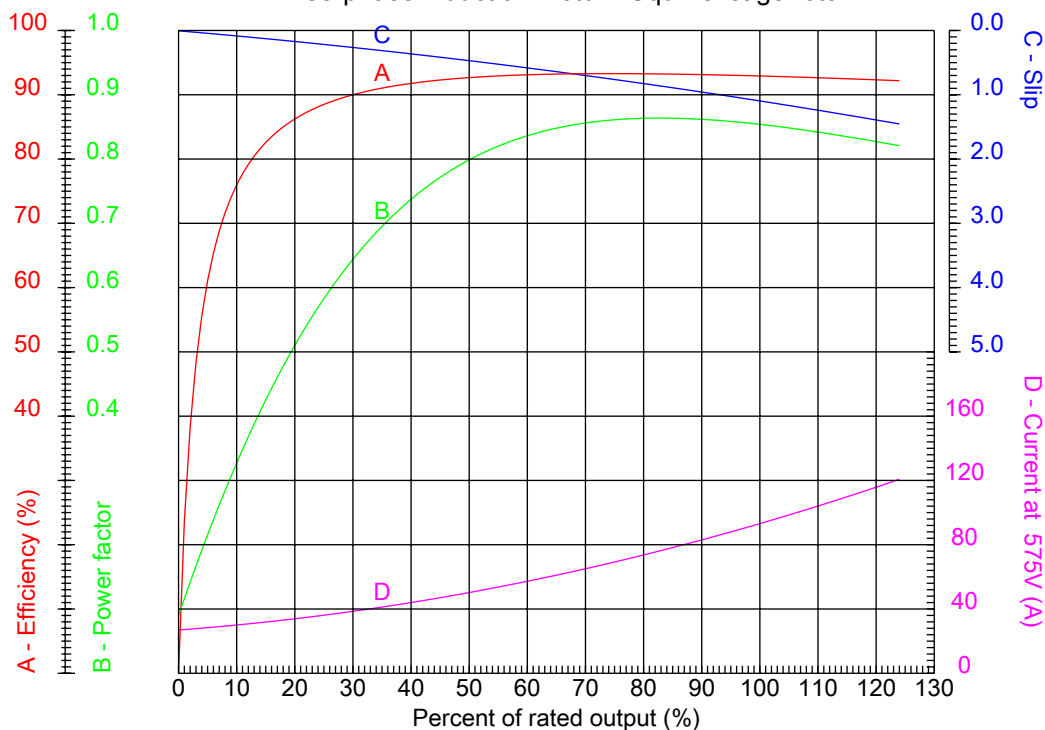


No.:

Date: 27-DEC-2012

PERFORMANCE CURVES RELATED TO RATED OUTPUT

Three-phase induction motor - Squirrel cage rotor



Customer :
 Product line : Close Coupled Pump : Three-Phase - "JP" Type - ODP - High Efficiency

Frame	: 365JP	Locked rotor current (I _l /I _n)	: 6.3
Output	: 100 HP	Duty cycle	: S1
Frequency	: 60 Hz	Service factor	: 1.15
Full load speed	: 3560	Design	: B
Voltage	: 575 V	Locked rotor torque	: 190 %
Rated current	: 94.4 A	Breakdown torque	: 270 %
Insulation class	: F		

Notes:

Performed by

Checked

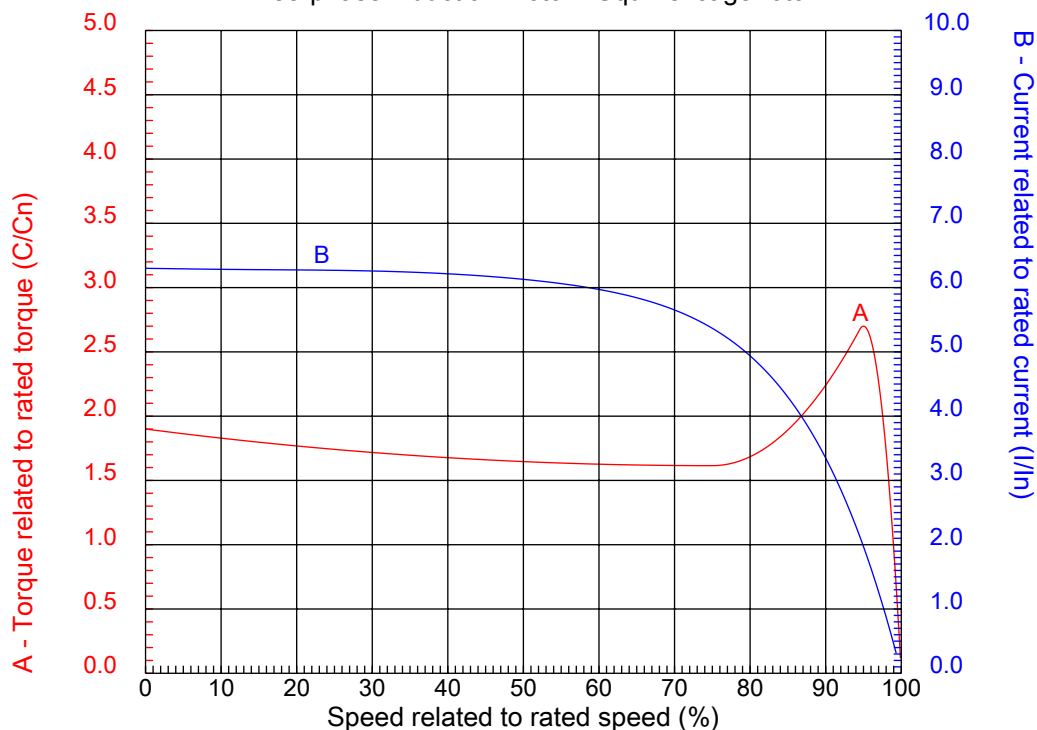


No.:

Date: 27-DEC-2012

CHARACTERISTIC CURVES RELATED TO SPEED

Three-phase induction motor - Squirrel cage rotor



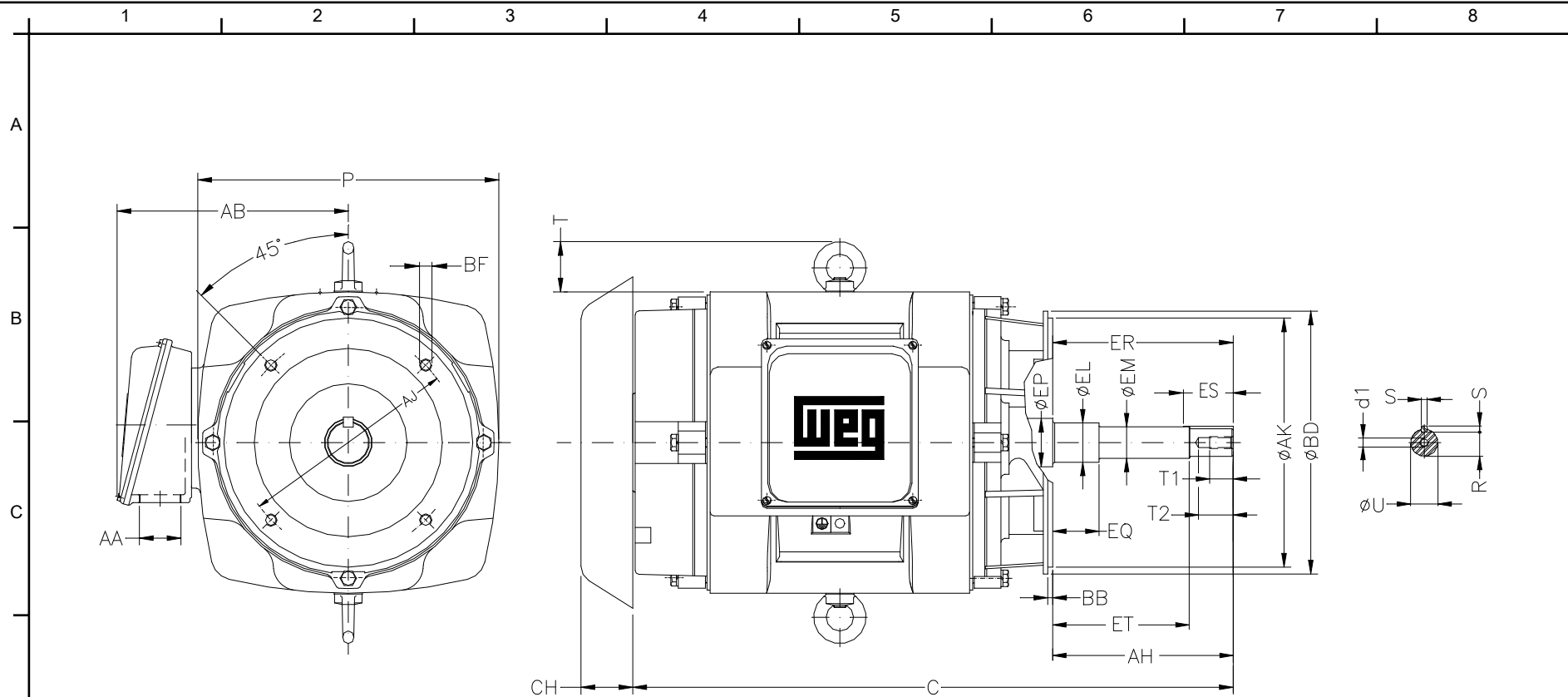
Customer :
Product line : Close Coupled Pump : Three-Phase - "JP" Type - ODP - High Efficiency

Frame	: 365JP	Locked rotor current (I _l /I _n)	: 6.3
Output	: 100 HP	Duty cycle	: S1
Frequency	: 60 Hz	Service factor	: 1.15
Full load speed	: 3560	Design	: B
Voltage	: 575 V	Locked rotor torque	: 190 %
Rated current	: 94.4 A	Breakdown torque	: 270 %
Insulation class	: F		

Notes:

Performed by

Checked



Notes:

Performed by:

Checked:

Customer:

Close Coupled Pump : Three-Phase - "JP" Type - ODP - High Efficiency

Three-phase induction motor
Frame 365JP - IP23

27-DEC-2012



P	AA	ER	EQ	ET
17.874	NPT 3"	8.130	2.382	5.886
U	EM	EL	S	EP
1.624	1.750	2.125	0.375	2.756
R	ES	d1	t1	t2
1.413	2.480	EUNC 1/2"-13	0.984	1.496
C	Flange	AJ	AK	BD
32.019	FC-279	11.000	12.500	13.189
BF	BB	BC	AH	
UNC 5/8"x11	0.250		8.130	