



No.:

Date: 24-DEC-2012

Customer :

TECHNICAL PROPOSAL

Three-phase induction motor - Squirrel cage rotor

Product line : Three-Phase : IEC Tru-Metric - TEFC (IP55) - Aluminum Frame

Catalog Number : .2509EP3EAL80

List Price : \$583

Notes:

Performed by:

Checked:



No.:

Date: 24-DEC-2012

DATA SHEET

Three-phase induction motor - Squirrel cage rotor

Customer :
Product line : Three-Phase : IEC Tru-Metric - TEFC (IP55) - Aluminum Frame

Frame : 80
Output : 0.33 HP
Frequency : 60 Hz
Poles : 8
Full load speed : 845
Slip : 6.11 %
Voltage : 230/460 V
Rated current : 1.73/0.866 A
Locked rotor current : 5.89/2.94 A
Locked rotor current (I_L/I_n) : 3.4
No-load current : 1.52/0.760 A
Full load torque : 2.02 lb.ft
Locked rotor torque : 170 %
Breakdown torque : 200 %
Design : N
Insulation class : F
Temperature rise : 80 K
Locked rotor time : 10 s (hot)
Service factor : 1.15
Duty cycle : S1
Ambient temperature : -20°C - +40°C
Altitude : 1000
Degree of Protection : IP55
Approximate weight : 27 lb
Moment of inertia : 0.06977 sq.ft.lb
Noise level : 46 dB(A)

	D.E.	N.D.E.	Load	Power factor	Efficiency (%)
Bearings	6204 ZZ	6203 ZZ	100%	0.63	57.5
Regreasing interval	---	---	75%	0.54	54.3
Grease amount	---	---	50%	0.43	47.2

Notes:

Performed by

Checked

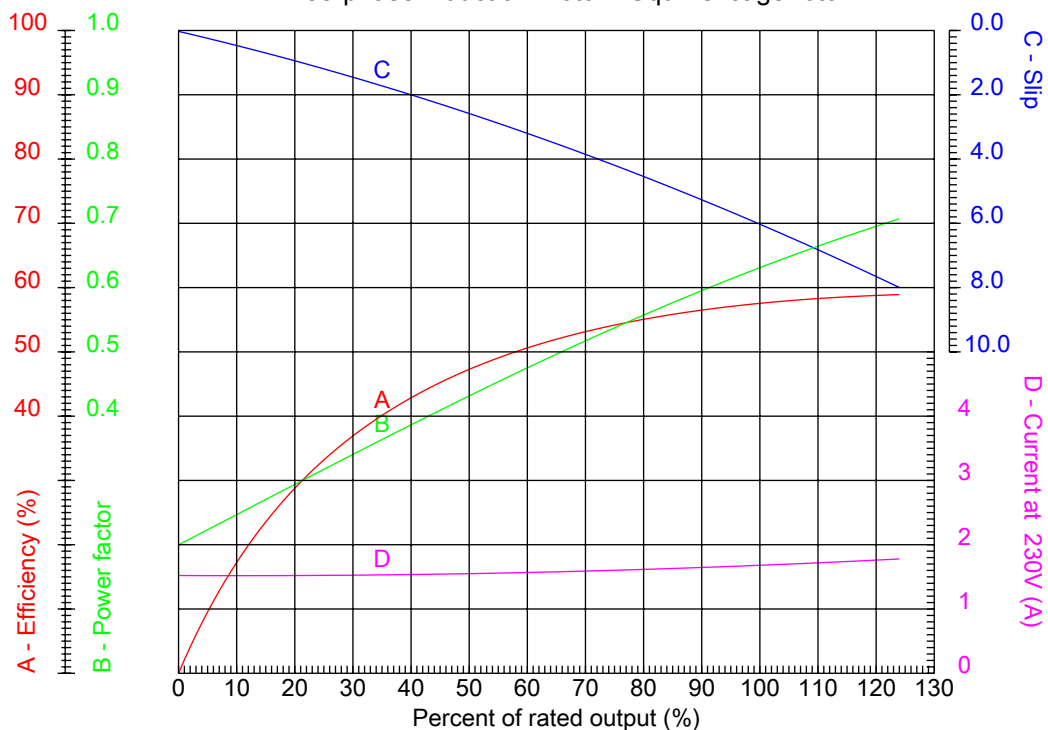


No.:

Date: 24-DEC-2012

PERFORMANCE CURVES RELATED TO RATED OUTPUT

Three-phase induction motor - Squirrel cage rotor



Customer :
 Product line : Three-Phase : IEC Tru-Metric - TEFC (IP55) - Aluminum Frame

Frame	: 80	Locked rotor current (I _l /I _n)	: 3.4
Output	: 0.33 HP	Duty cycle	: S1
Frequency	: 60 Hz	Service factor	: 1.15
Full load speed	: 845	Design	: N
Voltage	: 230/460 V	Locked rotor torque	: 170 %
Rated current	: 1.73/0.866 A	Breakdown torque	: 200 %
Insulation class	: F		

Notes:

Performed by

Checked

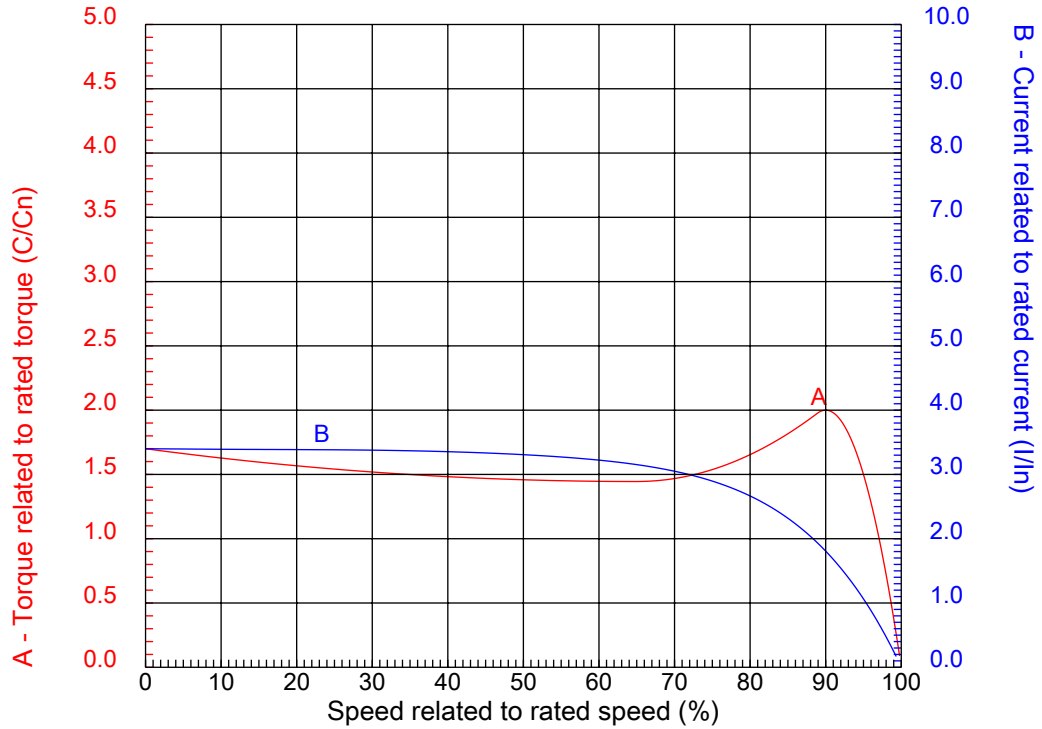


No.:

Date: 24-DEC-2012

CHARACTERISTIC CURVES RELATED TO SPEED

Three-phase induction motor - Squirrel cage rotor



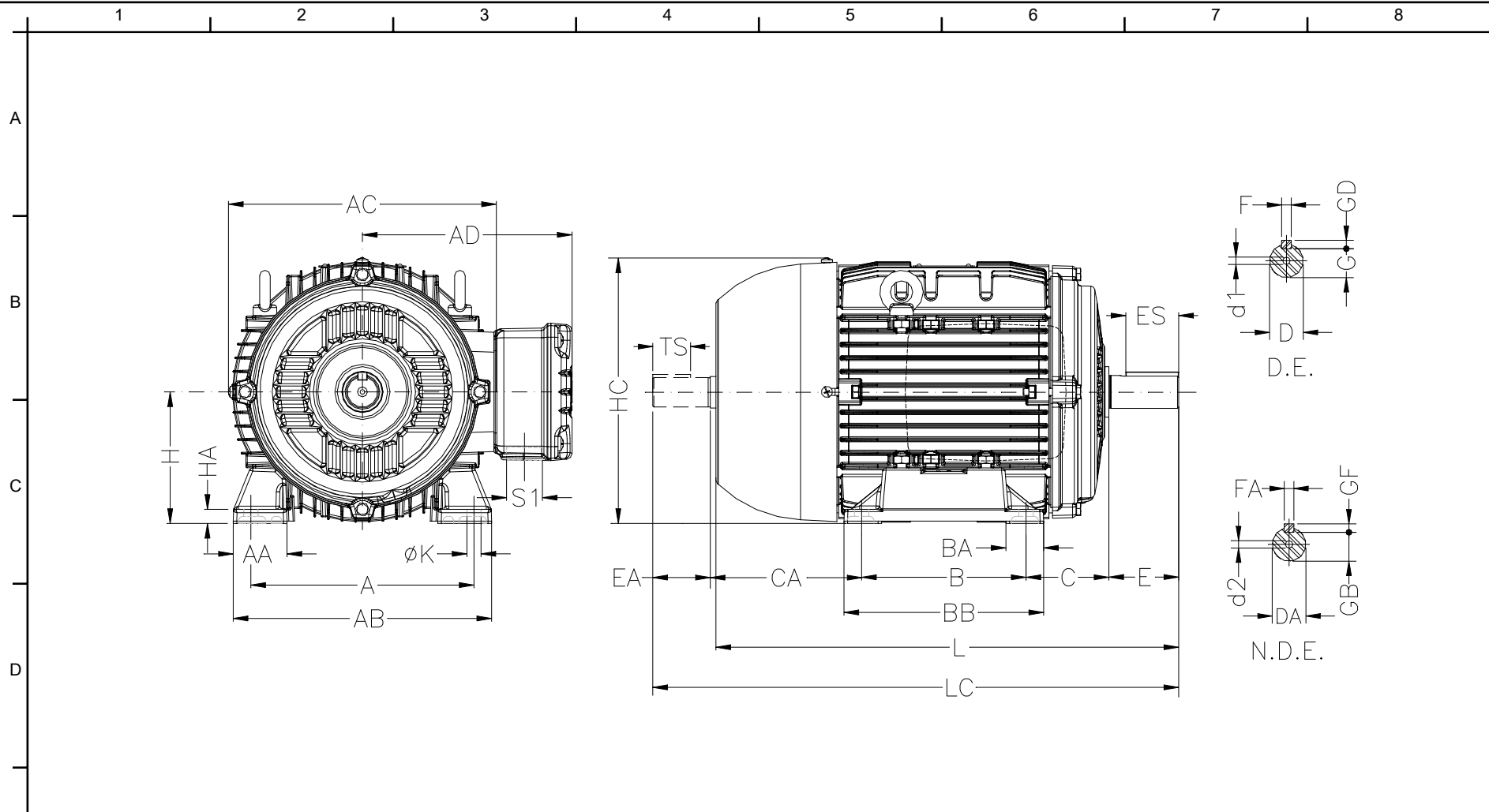
Customer :
Product line : Three-Phase : IEC Tru-Metric - TEFC (IP55) - Aluminum Frame


Frame : 80	Locked rotor current (I _l /I _n) : 3.4
Output : 0.33 HP	Duty cycle : S1
Frequency : 60 Hz	Service factor : 1.15
Full load speed : 845	Design : N
Voltage : 230/460 V	Locked rotor torque : 170 %
Rated current : 1.73/0.866 A	Breakdown torque : 200 %
Insulation class : F	

Notes:

Performed by

Checked



E	A	AA	AB	AC	AD	Notes:
	125	32	155	159	136	
F	B	BA	BB	C	CA	Performed by:
	100	28	124	50	93	
F	D	E	ES	F	G	Checked:
	19j6	40	28	6	15.5	
F	GD	DA	EA	TS	FA	Customer:
	6	14j6	30	18	5	
F	GB	GF	H	HA	HC	Three-Phase : IEC Tru-Metric - TEFC (IP55) - Aluminum Frame
	11	5	80	8	157	
F	HD	K	L	LC	S1	Three-phase induction motor
	210	10	276	313	NPT 3/4"	
F	d1	d2	Flange	LA	M	Frame 80 - IP55
	DM6	DM4	FF-165	10	165	
F	N	P	T	S	Angle	24-DEC-2012
	130	200	3.5	12	45°	
F	Holes					
	4					