



No.:

Date: 24-DEC-2012

Customer :

TECHNICAL PROPOSAL

Three-phase induction motor - Squirrel cage rotor

Product line : Three-Phase : IEC Tru-Metric - TEFC (IP55) - Aluminum Frame

Catalog Number : .3736EP3EAL71

List Price : \$309

Notes:

Performed by:

Checked:



No.:

Date: 24-DEC-2012

DATA SHEET

Three-phase induction motor - Squirrel cage rotor

Customer :
Product line : Three-Phase : IEC Tru-Metric - TEFC (IP55) - Aluminum Frame

Frame : 71
Output : 0.5 HP
Frequency : 60 Hz
Poles : 2
Full load speed : 3420
Slip : 5.00 %
Voltage : 230/460 V
Rated current : 1.65/0.826 A
Locked rotor current : 11.2/5.62 A
Locked rotor current (I_L/I_n) : 6.8
No-load current : 1.00/0.500 A
Full load torque : 0.757 lb.ft
Locked rotor torque : 270 %
Breakdown torque : 270 %
Design : N
Insulation class : F
Temperature rise : 80 K
Locked rotor time : 9 s (hot)
Service factor : 1.15
Duty cycle : S1
Ambient temperature : -20°C - +40°C
Altitude : 1000
Degree of Protection : IP55
Approximate weight : 17 lb
Moment of inertia : 0.00783 sq.ft.lb
Noise level : 60 dB(A)

	D.E.	N.D.E.	Load	Power factor	Efficiency (%)
Bearings	6203 ZZ	6202 ZZ	100%	0.77	73.0
Regreasing interval	---	---	75%	0.68	72.0
Grease amount	---	---	50%	0.56	67.0

Notes:

Performed by

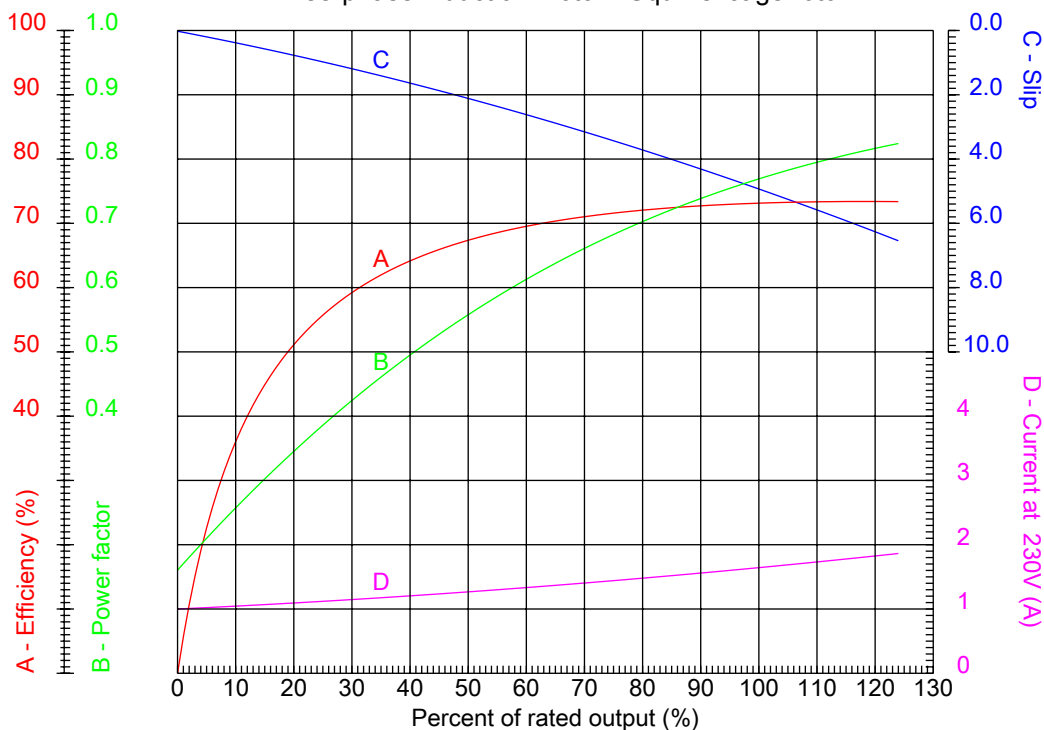
Checked



No.:

Date: 24-DEC-2012

PERFORMANCE CURVES RELATED TO RATED OUTPUT
Three-phase induction motor - Squirrel cage rotor



Customer :
Product line : Three-Phase : IEC Tru-Metric - TEFC (IP55) - Aluminum Frame

Frame : 71	Locked rotor current (I _l /I _n) : 6.8
Output : 0.5 HP	Duty cycle : S1
Frequency : 60 Hz	Service factor : 1.15
Full load speed : 3420	Design : N
Voltage : 230/460 V	Locked rotor torque : 270 %
Rated current : 1.65/0.826 A	Breakdown torque : 270 %
Insulation class : F	

Notes:

Performed by

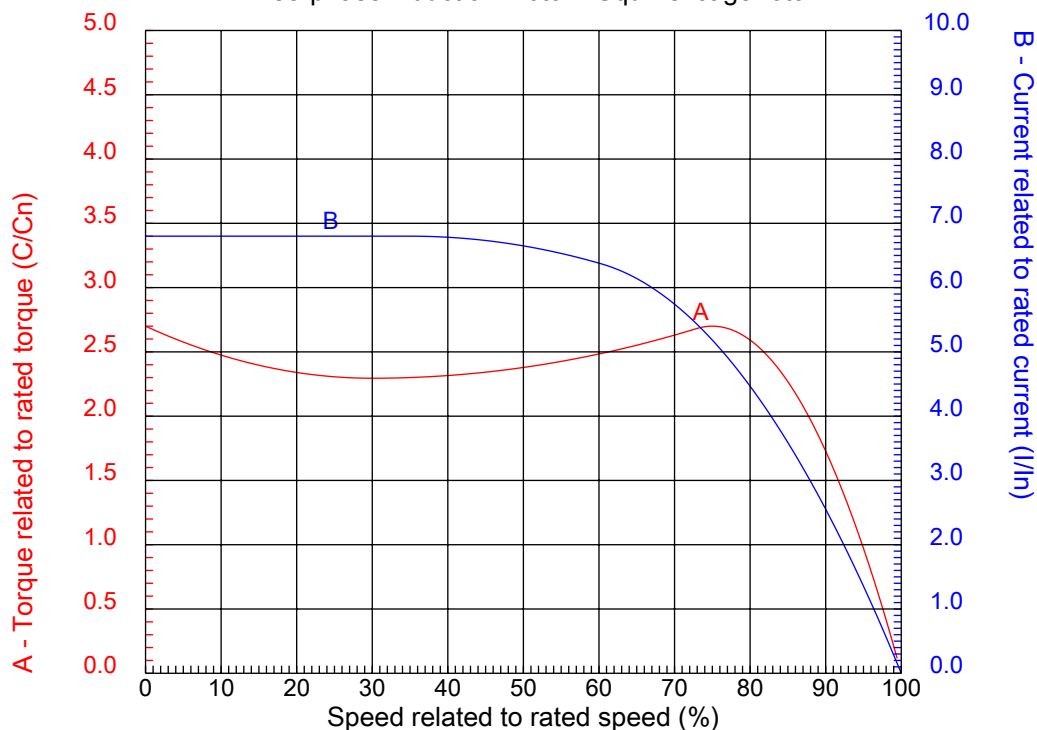
Checked



No.:

Date: 24-DEC-2012

CHARACTERISTIC CURVES RELATED TO SPEED Three-phase induction motor - Squirrel cage rotor



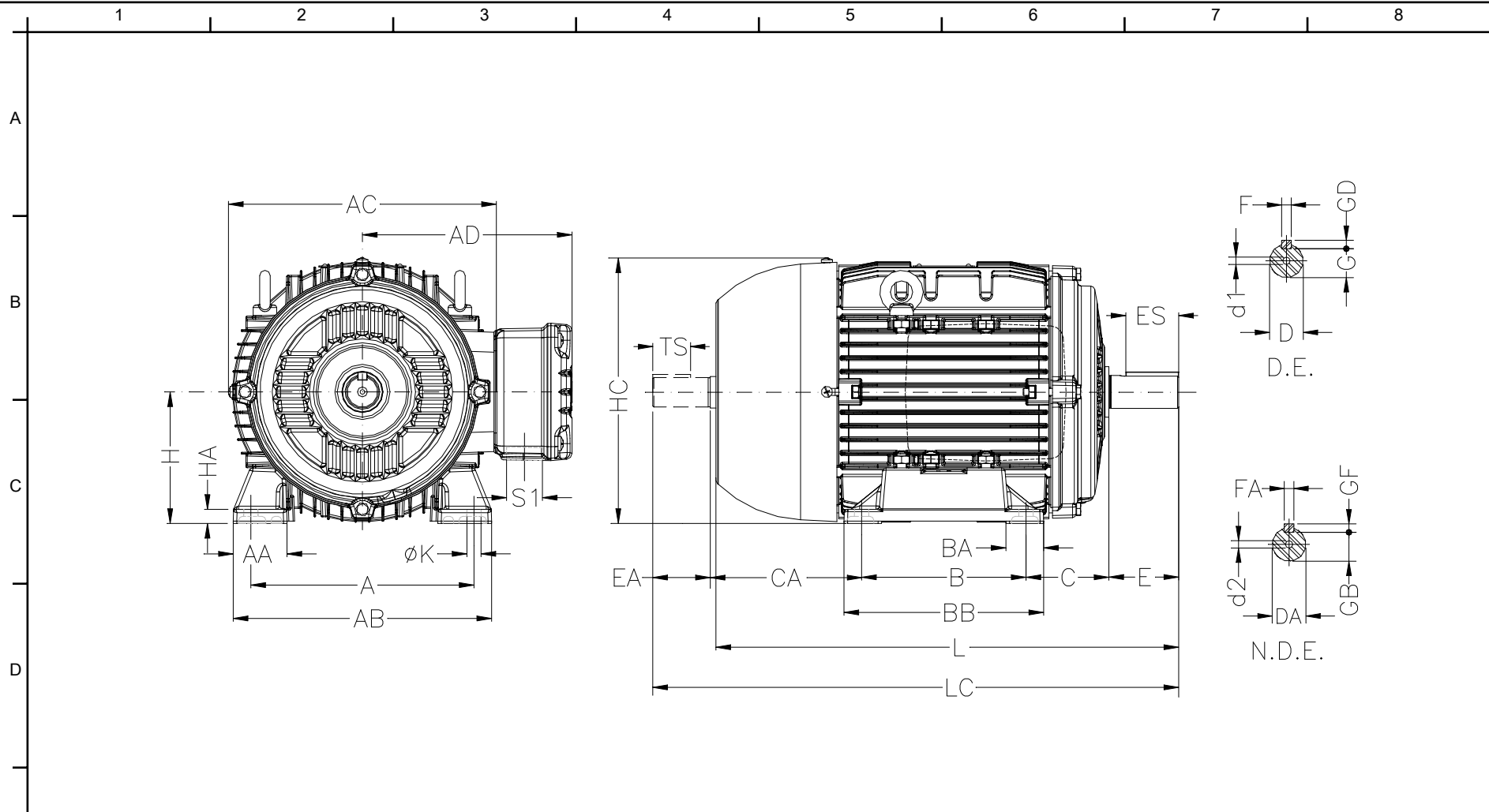
Customer :
Product line : Three-Phase : IEC Tru-Metric - TEFC (IP55) - Aluminum Frame


Frame	: 71	Locked rotor current (I _l /I _n)	: 6.8
Output	: 0.5 HP	Duty cycle	: S1
Frequency	: 60 Hz	Service factor	: 1.15
Full load speed	: 3420	Design	: N
Voltage	: 230/460 V	Locked rotor torque	: 270 %
Rated current	: 1.65/0.826 A	Breakdown torque	: 270 %
Insulation class	: F		

Notes:

Performed by

Checked



E	A	AA	AB	AC	AD	Notes:
	112	28	134	140	127	
E	B	BA	BB	C	CA	Performed by:
	90	24.5	108	45	88	
E	D	E	ES	F	G	Checked:
	14j6	30	18	5	11	
E	GD	DA	EA	TS	FA	Customer:
	5	11j6	23	14	4	
E	GB	GF	H	HA	HC	Three-Phase : IEC Tru-Metric - TEFC (IP55) - Aluminum Frame
	8.5	4	71	6	139	
F	HD	K	L	LC	S1	Three-phase induction motor
	192	7	248	276	NPT 3/4"	
F	d1	d2	Flange	LA	M	Frame 71 - IP55
	DM5	EM4	FF-130	9	130	
F	N	P	T	S	Angle	24-DEC-2012
	110	160	3.5	10	45°	
Holes						
4						