



No.:

Date: 17-DEC-2012

Customer :

TECHNICAL PROPOSAL

Three-phase induction motor - Squirrel cage rotor

Product line : W22 NEMA Premium - Ball Bearings

Catalog Number : 40018ET3G449TS-W22

List Price : \$43,805

Notes:

Performed by:

Checked:



No.:

Date: 17-DEC-2012

DATA SHEET

Three-phase induction motor - Squirrel cage rotor

Customer :
Product line : W22 NEMA Premium - Ball Bearings

Frame : L447/9TS
Output : 400 HP
Frequency : 60 Hz
Poles : 4
Full load speed : 1790
Slip : 0.56 %
Voltage : 460 V
Rated current : 455 A
Locked rotor current : 3190 A
Locked rotor current (I_L/I_n) : 7.0
No-load current : 170 A
Full load torque : 1158 lb.ft
Locked rotor torque : 250 %
Breakdown torque : 260 %
Design : B
Insulation class : F
Temperature rise : 80 K
Locked rotor time : 21 s (hot)
Service factor : 1.15
Duty cycle : S1
Ambient temperature : -20°C - +40°C
Altitude : 1000
Degree of Protection : IP55
Approximate weight : 3285 lb
Moment of inertia : 136.37 sq.ft.lb
Noise level : 79 dB(A)

	D.E.	N.D.E.	Load	Power factor	Efficiency (%)
Bearings	6314 C3	6314 C3	100%	0.86	96.2
Regreasing interval	20000 h	20000 h	75%	0.82	95.8
Grease amount	27 g	27 g	50%	0.74	95.4

Notes:

Performed by

Checked

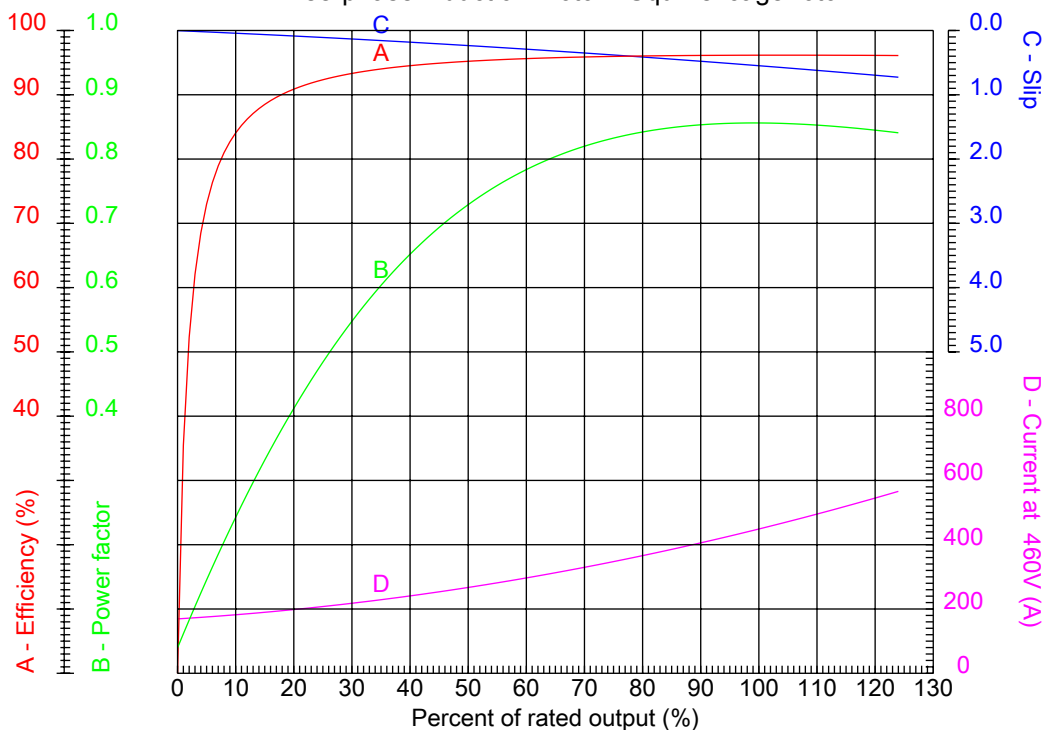


No.:

Date: 17-DEC-2012

PERFORMANCE CURVES RELATED TO RATED OUTPUT

Three-phase induction motor - Squirrel cage rotor



Customer :
Product line : W22 NEMA Premium - Ball Bearings

Frame : L447/9TS	Locked rotor current (I _l /I _n) : 7.0
Output : 400 HP	Duty cycle : S1
Frequency : 60 Hz	Service factor : 1.15
Full load speed : 1790	Design : B
Voltage : 460 V	Locked rotor torque : 250 %
Rated current : 455 A	Breakdown torque : 260 %
Insulation class : F	

Notes:

Performed by

Checked

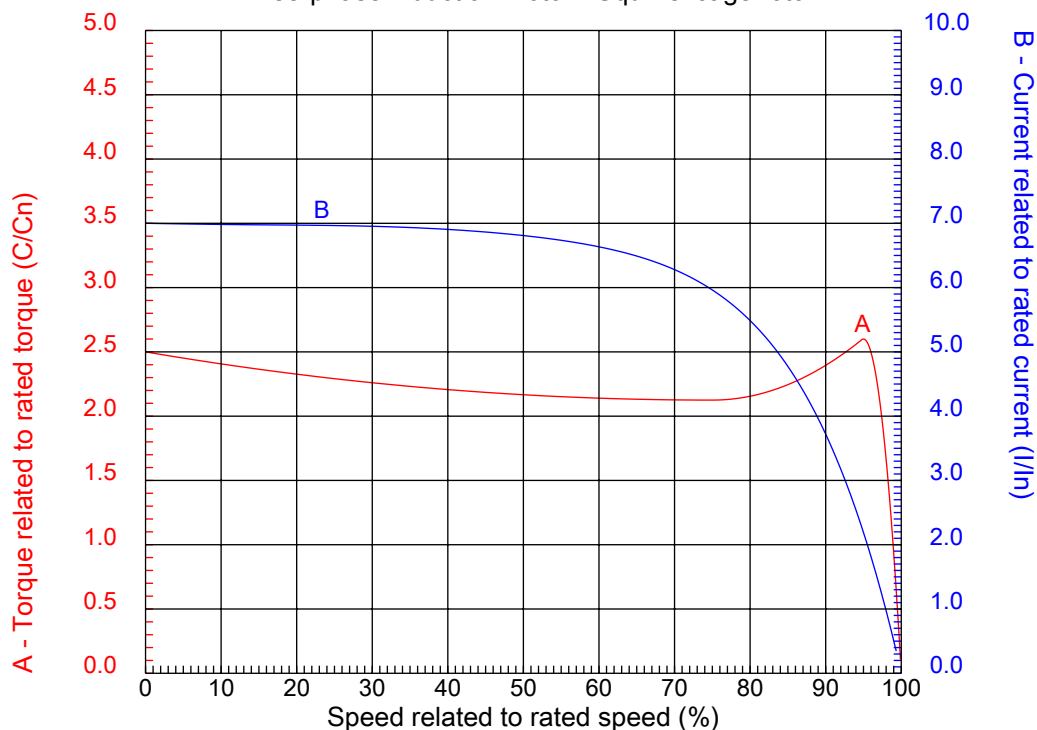


No.:

Date: 17-DEC-2012

CHARACTERISTIC CURVES RELATED TO SPEED

Three-phase induction motor - Squirrel cage rotor



Customer :
Product line : W22 NEMA Premium - Ball Bearings

Frame	: L447/9TS	Locked rotor current (I _l /I _n)	: 7.0
Output	: 400 HP	Duty cycle	: S1
Frequency	: 60 Hz	Service factor	: 1.15
Full load speed	: 1790	Design	: B
Voltage	: 460 V	Locked rotor torque	: 250 %
Rated current	: 455 A	Breakdown torque	: 260 %
Insulation class	: F		

Notes:

Performed by

Checked

1 2 3 4 5 6 7 8

A

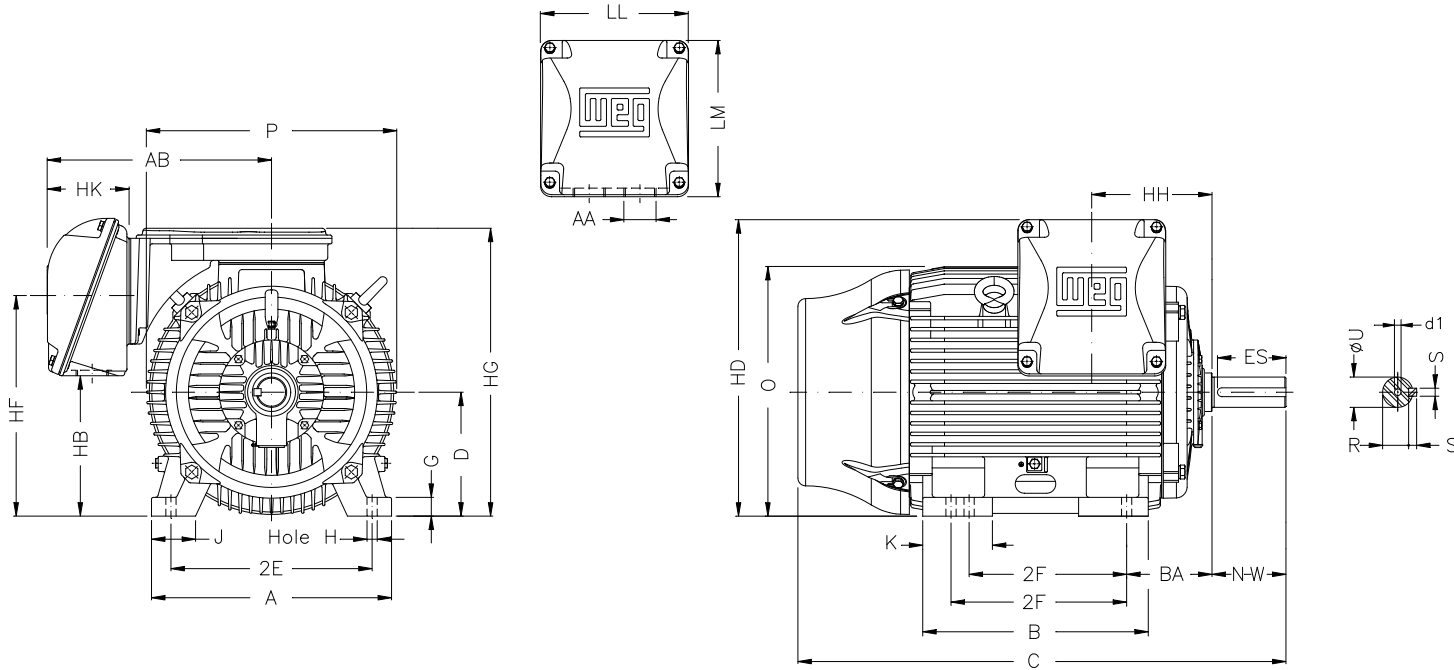
B

C

D

E

F



Notes:

Performed by:

Checked:

Customer:

W22 NEMA Premium - Ball Bearings

Three-phase induction motor
Frame L447/9TS - IP55

17-DEC-2012



2E 18.000	J 3.937	A 21.929	P 25.866	AB 23.071
2F 20.000/25.000	K 8.780	B 31.535	BA 7.500	U 2.375
N-W 4.750	ES 3.000	S 0.625	R 2.021	depth 0.625
D 11.000	G 1.630	HB 11.417	O 23.874	T 4.83
HF 20.551	HG 28.236	HH 11.500	HK 8.464	H 0.810
C 53.431	LL 15.906	LM 17.244	AA 2XNPT 3"	d1 DUNC 3/4"-10
d2 DUNC 3/4"-10	Flange FD-508	AJ 20.000	AK 18.000	BD 21.65
BF 0.828	BB 0.203			