



No.:

Date: 17-DEC-2012

Customer :

TECHNICAL PROPOSAL

Three-phase induction motor - Squirrel cage rotor

Product line : W22 NEMA Premium - Ball Bearings

Catalog Number : 50018ET3G449T-W22

List Price : \$50,594

Notes:

Performed by:

Checked:



No.:

Date: 17-DEC-2012

## DATA SHEET

### Three-phase induction motor - Squirrel cage rotor

Customer :  
Product line : W22 NEMA Premium - Ball Bearings

Frame : L447/9T  
Output : 500 HP  
Frequency : 60 Hz  
Poles : 4  
Full load speed : 1785  
Slip : 0.83 %  
Voltage : 460 V  
Rated current : 561 A  
Locked rotor current : 4040 A  
Locked rotor current (I<sub>L</sub>/I<sub>n</sub>) : 7.2  
No-load current : 210 A  
Full load torque : 1451 lb.ft  
Locked rotor torque : 250 %  
Breakdown torque : 260 %  
Design : B  
Insulation class : F  
Temperature rise : 105 K  
Locked rotor time : 22 s (hot)  
Service factor : 1.00  
Duty cycle : S1  
Ambient temperature : -20°C - +40°C  
Altitude : 1000  
Degree of Protection : IP55  
Approximate weight : 3462 lb  
Moment of inertia : 159.61 sq.ft.lb  
Noise level : 79 dB(A)

	D.E.	N.D.E.	Load	Power factor	Efficiency (%)
Bearings	6322 C3	6319 C3	100%	0.86	96.2
Regreasing interval	12000 h	17000 h	75%	0.82	96.2
Grease amount	60 g	45 g	50%	0.73	95.4

Notes:

Performed by

Checked

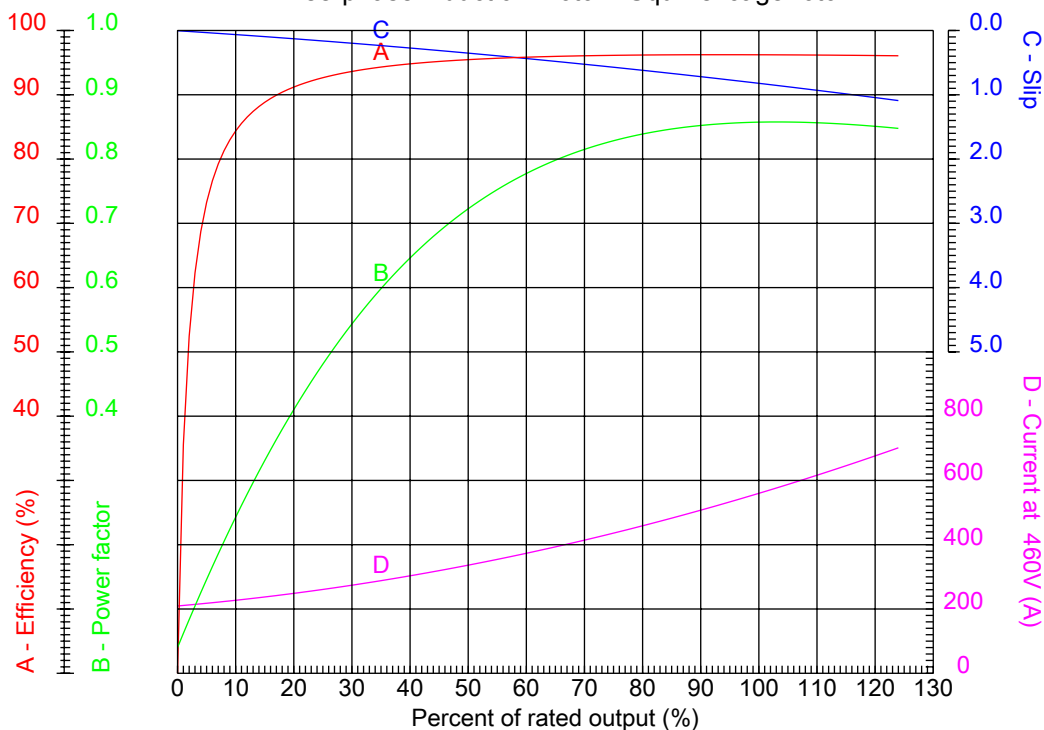


No.:

Date: 17-DEC-2012

### PERFORMANCE CURVES RELATED TO RATED OUTPUT

Three-phase induction motor - Squirrel cage rotor



Customer :  
Product line : W22 NEMA Premium - Ball Bearings

Frame : L447/9T	Locked rotor current (I <sub>l</sub> /I <sub>n</sub> ) : 7.2
Output : 500 HP	Duty cycle : S1
Frequency : 60 Hz	Service factor : 1.00
Full load speed : 1785	Design : B
Voltage : 460 V	Locked rotor torque : 250 %
Rated current : 561 A	Breakdown torque : 260 %
Insulation class : F	

Notes:

Performed by

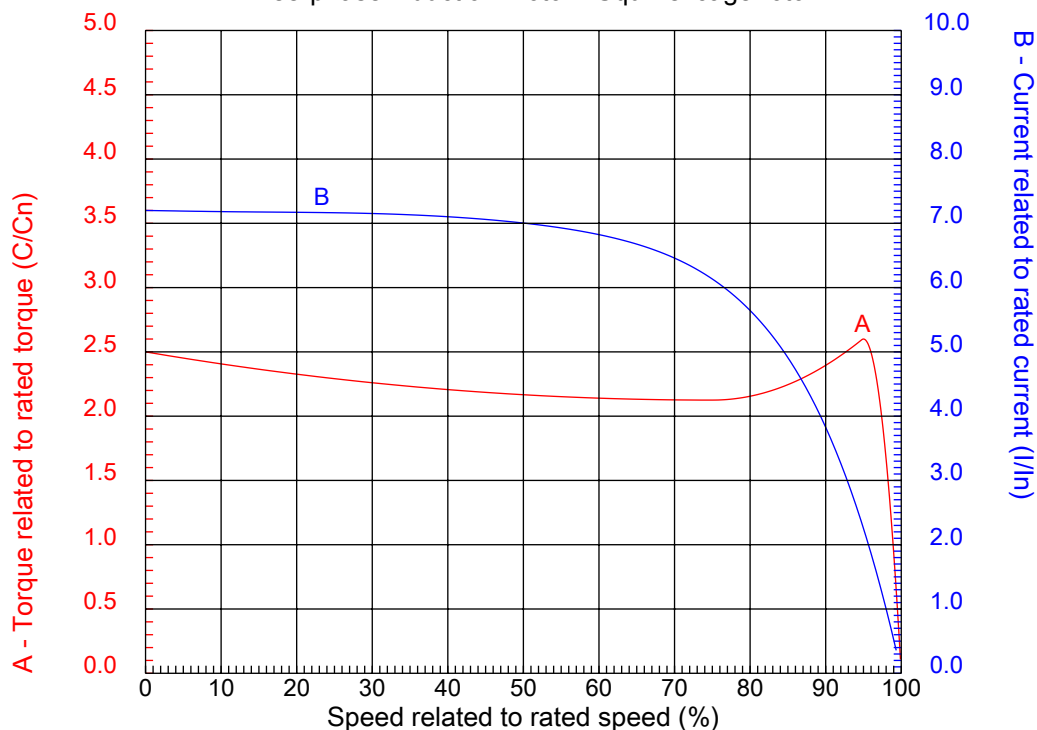
Checked



No.:

Date: 17-DEC-2012

### CHARACTERISTIC CURVES RELATED TO SPEED Three-phase induction motor - Squirrel cage rotor



Customer :  
Product line : W22 NEMA Premium - Ball Bearings

Frame	: L447/9T	Locked rotor current (I <sub>l</sub> /I <sub>ln</sub> )	: 7.2
Output	: 500 HP	Duty cycle	: S1
Frequency	: 60 Hz	Service factor	: 1.00
Full load speed	: 1785	Design	: B
Voltage	: 460 V	Locked rotor torque	: 250 %
Rated current	: 561 A	Breakdown torque	: 260 %
Insulation class	: F		

Notes:

Performed by

Checked

1 2 3 4 5 6 7 8

A

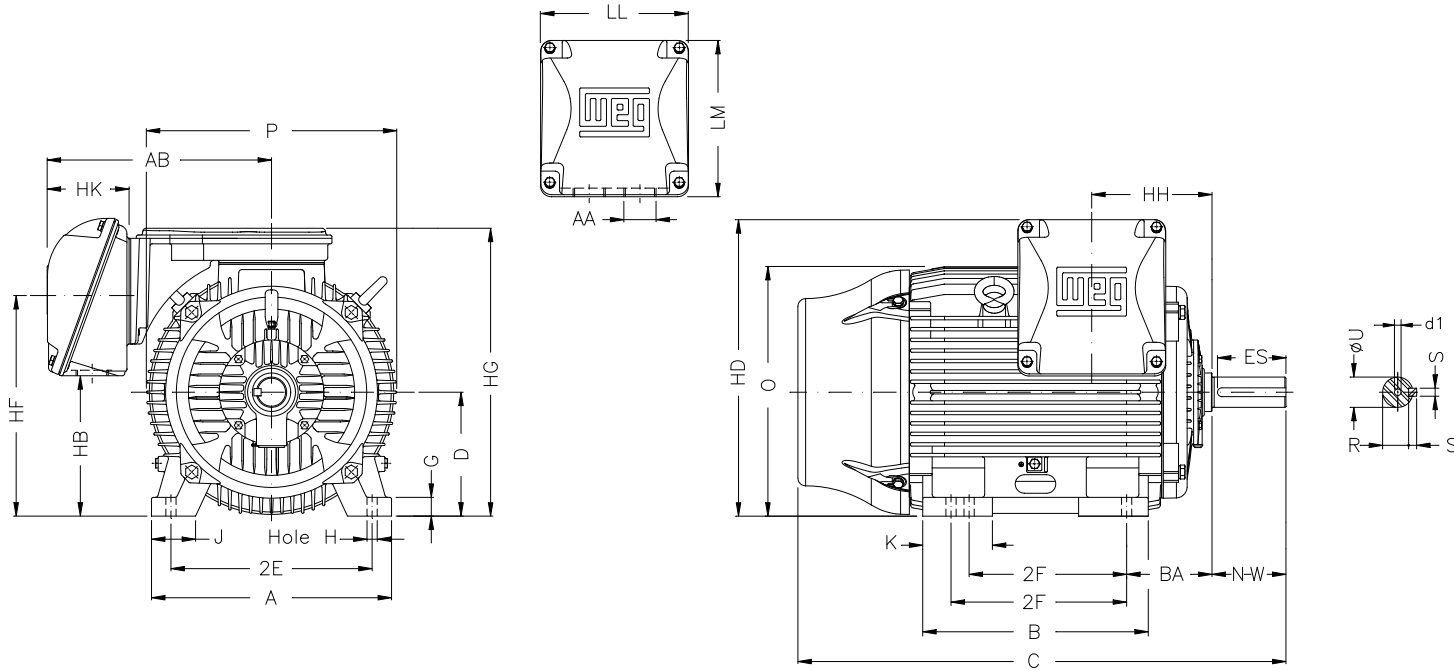
B

C

D

E

F



Notes:

Performed by:

Checked:

Customer:

W22 NEMA Premium - Ball Bearings

Three-phase induction motor  
Frame L447/9T - IP55

17-DEC-2012



2E 18.000	J 3.937	A 21.929	P 25.866	AB 23.071
2F 20.000/25.000	K 8.780	B 31.535	BA 7.500	U 3.375
N-W 8.500	ES 7.087	S 0.875	R 2.880	depth 0.875
D 11.000	G 1.630	HB 11.417	O 23.874	T 4.83
HF 20.551	HG 28.236	HH 11.500	HK 8.464	H 0.810
C 57.181	LL 15.906	LM 17.244	AA 2XNPT 3"	d1 DUNC 3/4"-10
d2 DUNC 3/4"-10	Flange FD-508	AJ 20.000	AK 18.000	BD 21.65
BF 0.828	BB 0.203			