



No.:

Date: 17-DEC-2012

Customer :

TECHNICAL PROPOSAL

Three-phase induction motor - Squirrel cage rotor

Product line : W22 NEMA Premium - Ball Bearings

Catalog Number : 70018ET3G588/9-W22

List Price : \$71,185

Notes:

Performed by:

Checked:



No.:

Date: 17-DEC-2012

DATA SHEET

Three-phase induction motor - Squirrel cage rotor

Customer :
Product line : W22 NEMA Premium - Ball Bearings

Frame : 588/9T
Output : 700 HP
Frequency : 60 Hz
Poles : 4
Full load speed : 1790
Slip : 0.56 %
Voltage : 460 V
Rated current : 788 A
Locked rotor current : 5520 A
Locked rotor current (I_L/I_n) : 7.0
No-load current : 290 A
Full load torque : 2026 lb.ft
Locked rotor torque : 250 %
Breakdown torque : 260 %
Design : B
Insulation class : F
Temperature rise : 80 K
Locked rotor time : 23 s (hot)
Service factor : 1.00
Duty cycle : S1
Ambient temperature : -20°C - +40°C
Altitude : 1000
Degree of Protection : IP55
Approximate weight : 4584 lb
Moment of inertia : 334.83 sq.ft.lb
Noise level : 81 dB(A)

	D.E.	N.D.E.	Load	Power factor	Efficiency (%)
Bearings	6322 C3	6319 C3	100%	0.85	96.6
Regreasing interval	6000 h	8000 h	75%	0.81	96.5
Grease amount	60 g	45 g	50%	0.71	96.2

Notes:

Performed by

Checked

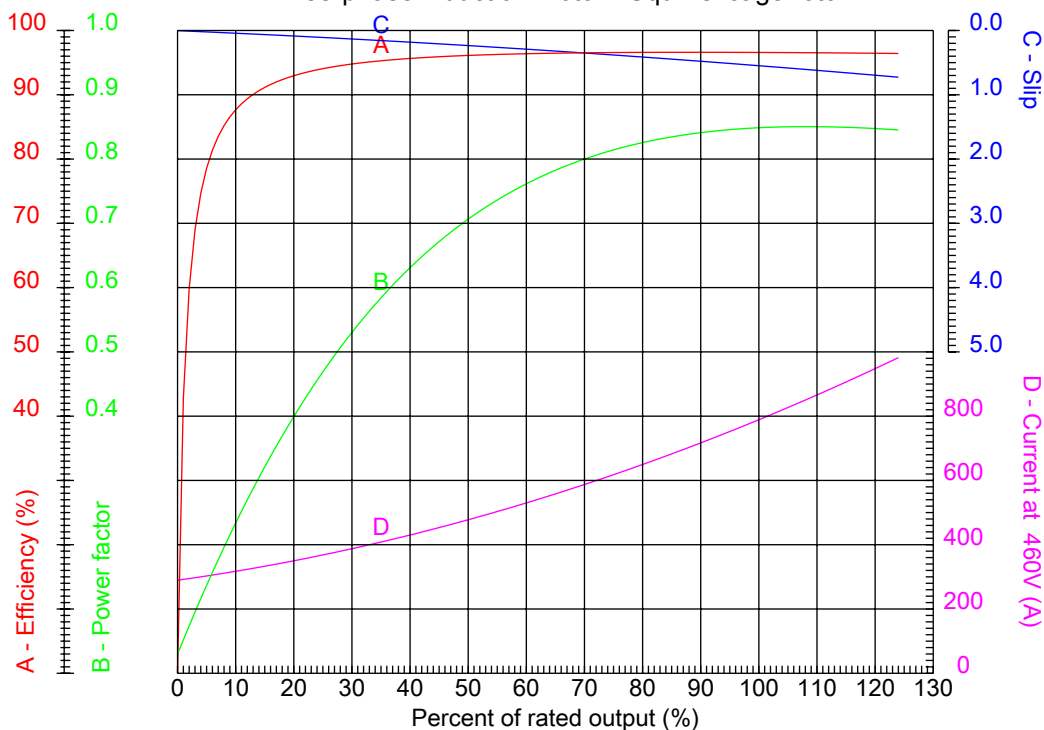


No.:

Date: 17-DEC-2012

PERFORMANCE CURVES RELATED TO RATED OUTPUT

Three-phase induction motor - Squirrel cage rotor



Customer :
Product line : W22 NEMA Premium - Ball Bearings

Frame : 588/9T	Locked rotor current (I _l /I _n) : 7.0
Output : 700 HP	Duty cycle : S1
Frequency : 60 Hz	Service factor : 1.00
Full load speed : 1790	Design : B
Voltage : 460 V	Locked rotor torque : 250 %
Rated current : 788 A	Breakdown torque : 260 %
Insulation class : F	

Notes:

Performed by

Checked

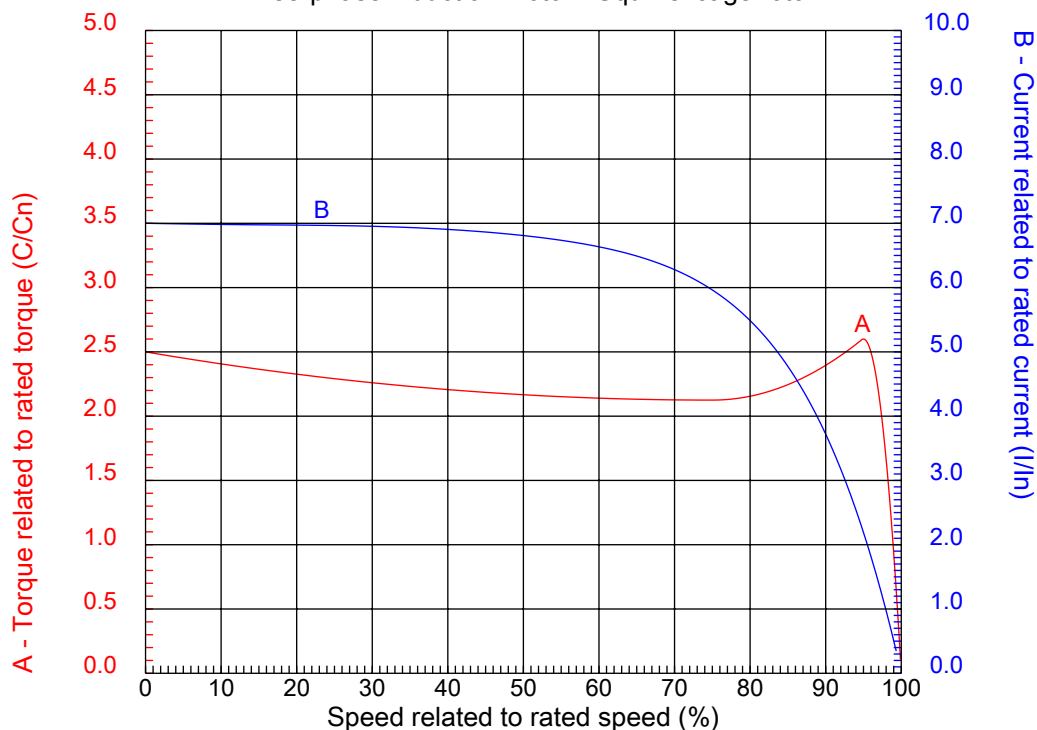


No.:

Date: 17-DEC-2012

CHARACTERISTIC CURVES RELATED TO SPEED

Three-phase induction motor - Squirrel cage rotor



Customer :
Product line : W22 NEMA Premium - Ball Bearings

Frame	: 588/9T	Locked rotor current (I _l /I _n)	: 7.0
Output	: 700 HP	Duty cycle	: S1
Frequency	: 60 Hz	Service factor	: 1.00
Full load speed	: 1790	Design	: B
Voltage	: 460 V	Locked rotor torque	: 250 %
Rated current	: 788 A	Breakdown torque	: 260 %
Insulation class	: F		

Notes:

Performed by

Checked

1 2 3 4 5 6 7 8

A

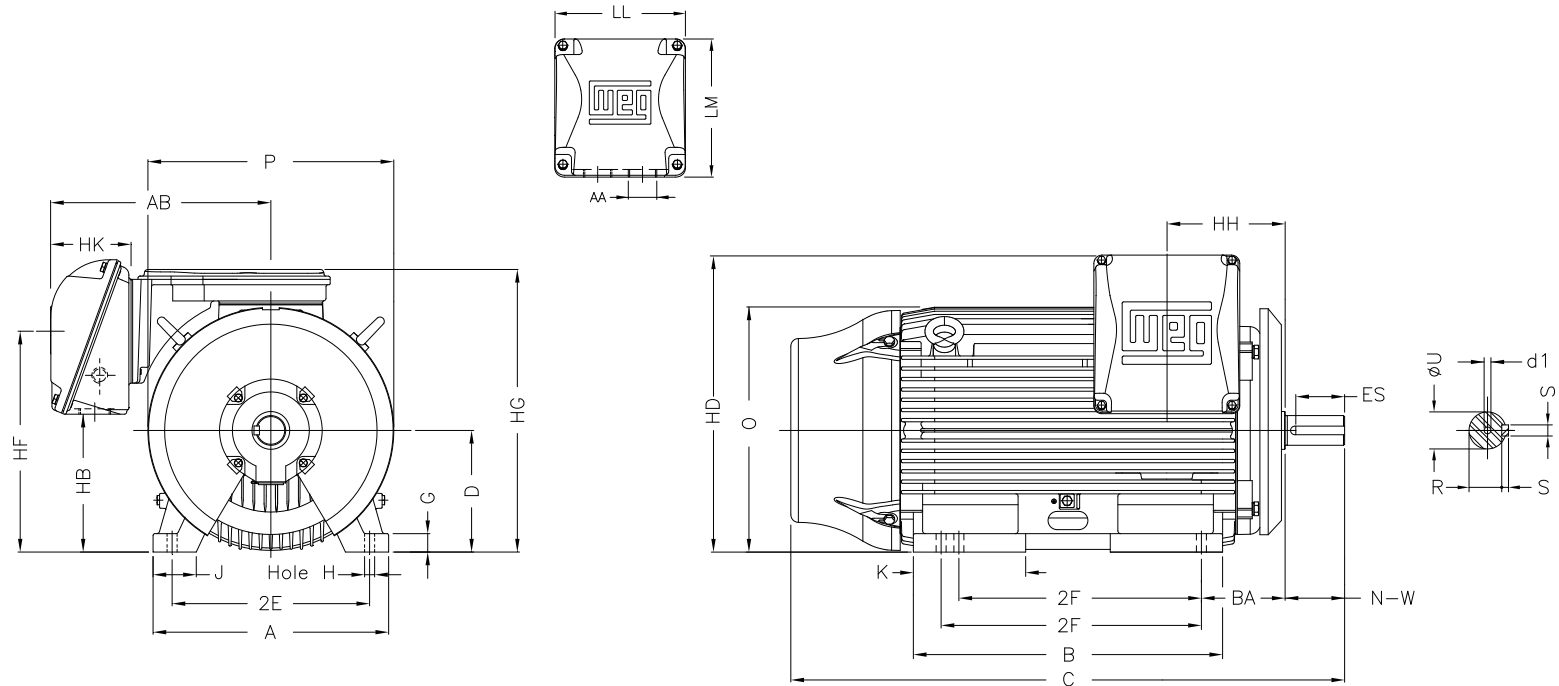
B

C

D

E

F



Notes:

Performed by:

Checked:

Customer:

W22 NEMA Premium - Ball Bearings

Three-phase induction motor
Frame 588/9T - IP55

17-DEC-2012



2E	J	A	P	AB
23.000	5.512	29.528	28.977	27.600
2F	K	B	BA	U
28.000/32.000	13.030	37.980	10.000	3.875
N-W	ES	S	R	depth
11.625	8.661	1.000	3.312	1.000
D	G	HB	O	T
14.500	2.492	6.063	28.985	6.361
HF	HG	HH	HK	H
26.182	33.346	13.386	11.417	1.181
C	LL	LM	AA	d1
69.381	18.110	21.456	2XNPT 4"	DUNC 7/8"-9
d2	Flange	AJ	AK	BD
DUNC 3/4"-10	FD-762	30.000	28.000	32.000
BF	BB			
0.828	0.250			