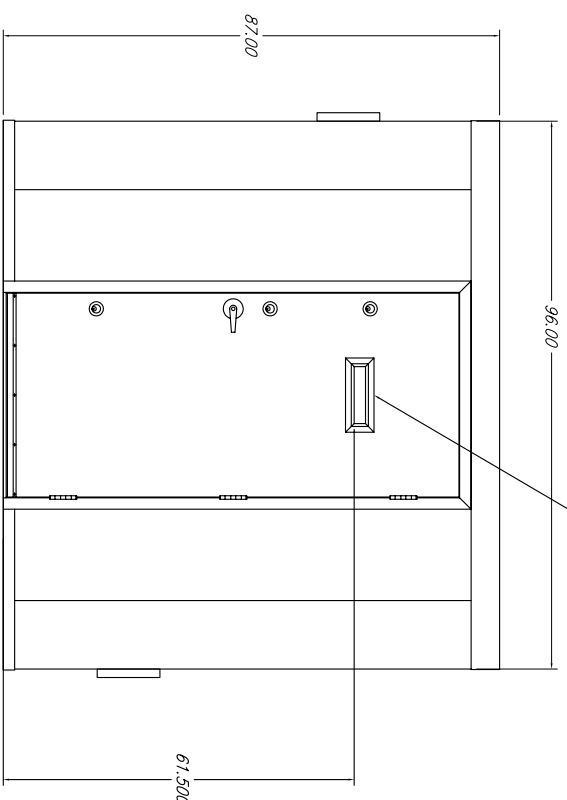
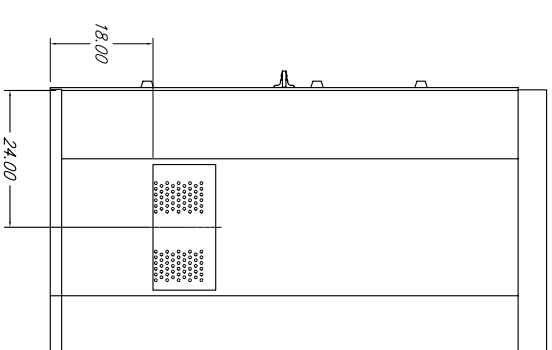


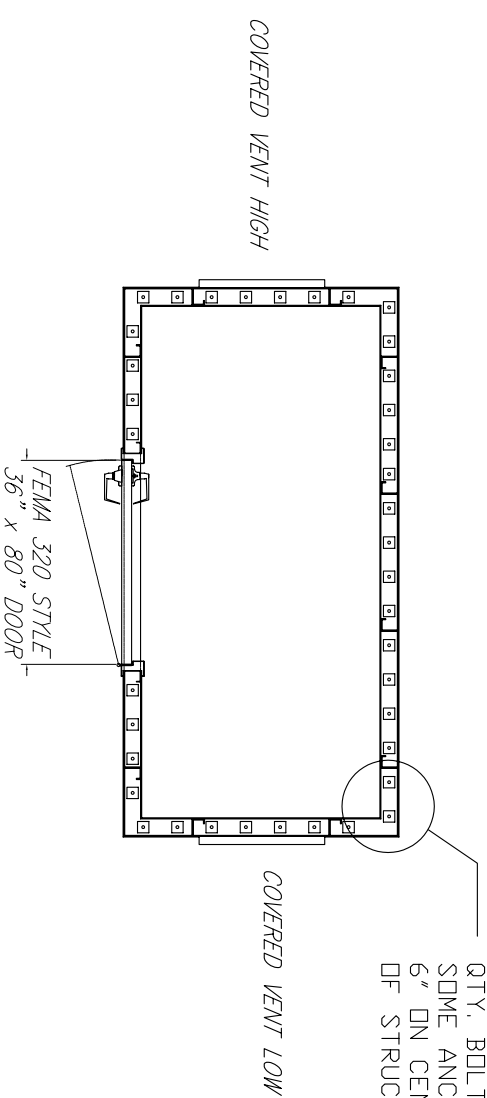
LEFT ELEVATION



FRONT ELEVATION



RIGHT ELEVATION



SHELTER LAYOUT

QTY, BOLT DOWN LOCATIONS: 38
 SOME ANCHORS ARE NOT PLACED ON
 6" ON CENTER TO ALLOW CLEARANCE
 OF STRUCTURAL SUPPORTS.

APPROVED

CUSTOMER APPROVAL _____

DATE _____

COLOR: GRAY

STORM SHELTERS: TORNADO & HURRICANE SAFE ROOMS

SECURALL STORM SAFE ROOMS ARE BUILT IN ACCORDANCE WITH SPECIFICATIONS SET FORTH BY FEMA, THE NATIONAL STORM SHELTER ASSOCIATION (NSSA), AND THE INTERNATIONAL CODE COUNCIL (ICC).

THESE ORGANIZATIONS ARE CURRENTLY THE LEADING AUTHORITIES ESTABLISHING GUIDELINES DICTATING THE DESIGN AND BUILD OF STORM SHELTERS. OUR SHELTERS COMPLY WITH THE RECOMMENDATIONS ESTABLISHED IN THE DOCUMENTS: FEMA 320 - TAKING SHELTER FROM THE STORM (WRITTEN IN CONJUNCTION WITH TEXAS TECH'S WIND ENGINEERING RESEARCH CENTER) AND ICC-500.

This document and all information herein is proprietary and shall not be disclosed outside your organization, nor shall it be duplicated, used or disclosed for purposes other than as permitted under written agreement with Securall Products.

SITE LOCATION		A & A SHEET METAL PRODUCTS, INC.	
OWNER	DATE	24 PAPER, FINISH 48889	SUB-DIR.
DESIGNED	DATE	SECURALL BUILDINGS	BUILDINGS
DRAWN	DATE	TITLE	
CHECKED	DATE	CUSTOMER DRAWING	
SCALE	DATE	PART NUMBER	REVISION
SCALE	DATE	TR8	1 OF 1