

The Apollo is a perennial favorite, combining value, comfort, adjustability and quality, and featuring a breathable, color-coordinated mesh back that matches the comfortably contoured and padded waterfall seat.

specifications

Overall Dimensions

26" x 19.3" x 35-38.5"
(W x D x H)

Seat

20.5" x 19.3" (W x D)

Back

19.5" x 20" (W x H)

Seat Height

18.1" (at lowest point)
21.7" (at highest point)

Weight


54 lbs

Cube


5.6

standard colors


blue fabric 5802/
blue mesh PM06



green fabric 5880/
green mesh PM04




red fabric 5876/
red mesh PM09




orange fabric 5870/
orange mesh PM08



silver fabric 5882/
silver mesh PM07



black fabric 5806/
black mesh PM01



option

polished
steel base
S330C

\$75



shown with optional
polished steel base

features

Tilt Tension Control

Recline rate adapts to weight of user.

Tilt Lock

Locks out tilt function.

Synchro-Tilt

Back reclines in a preset ratio to seat.

Seat Height Adjustment

Sets seat height to desired position relative to floor.

Waterfall Seat

Front of cushion slopes to reduce pressure on the back of the knees.

Width Adjustable Arms

Adjusts arms in or out for proper ergonomic positioning.

Arm Height Adjustment

Adjusts arm up or down for proper ergonomic positioning while seated.

2.8" Ratchet Back Height Adjustment

Backrest easily adjusts up or down relative to seat for personalized lumbar region support and comfort.

mid-back

MT9400

\$458



eurotech
a raynor group company

1.800.637.0005

email: customerservice@raynorgroup.com
catalog requests: literature@raynorgroup.com

fabrix | custom
upholstery

FABRIX 1
\$518

FABRIX 2
\$536

FABRIX 3
\$568

C.O.M. YARDAGE
1.00

Contact us or visit web for available Fabrix colors and options.

©2015 Raynor Group. All Rights Reserved.