Your Package Contains the following:

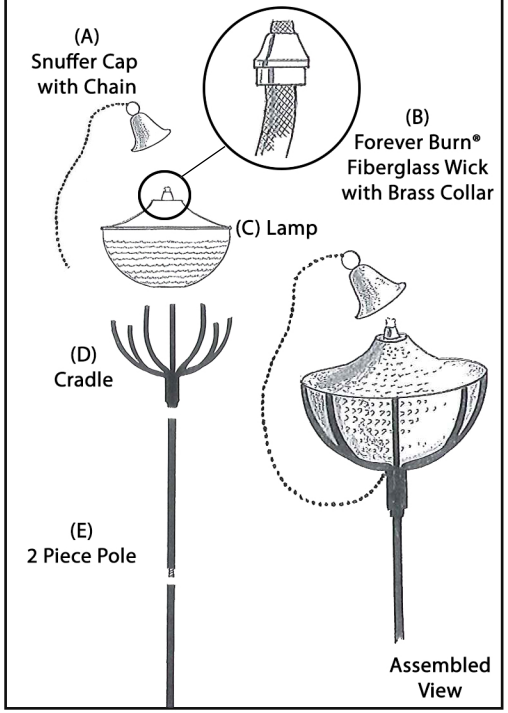

1

Thread pole (E) together and tighten.

Press assembled pole into ground.

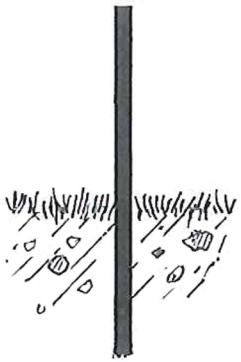

2

Slide cradle (D) onto pole (E).

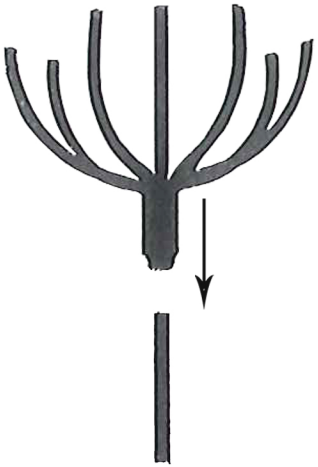

3

Hook Snuffer Chain (A). (Snuffer will hang when torch is in use).



4

Position fiberglass wick (B) shortest length above brass collar as shown. This decreases smoke when lit.

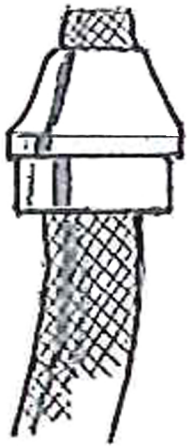

5

Fill Lamp with oil. Keep fluid below seam to prevent leaking, insert wick.

TIP: Steady lamp in cradle while filling.

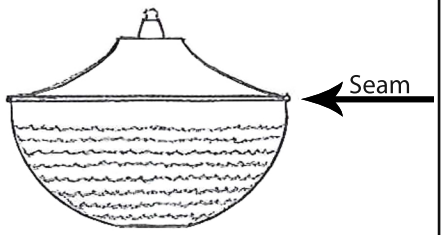

6

Position lamp (C) into cradle (D).

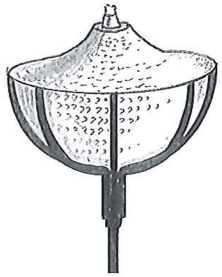

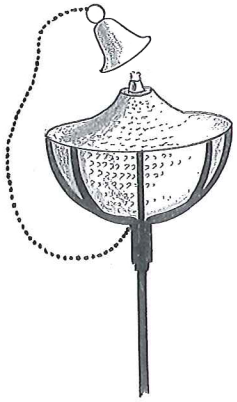

Place snuffer over wick to extinguish flame. Leave snuffer over wick when not in use.

7 Assembled View

Burn Times:
Medium Lamp 12 Hours. Large Lamp 24 Hours
Burn times are approximate. Use Lamp Oil only.