

FEATURES & SPECIFICATIONS

INTENDED USE — Recessed housing rated IC or Non-IC. For remodel construction only.

Approved for factory assembled wiring only.

Approved for direct burial in insulation.

CONSTRUCTION — Air-tight standard. Tested to meet current energy codes.

Aluminum housing with three remodel clips for installation in existing plaster, sheet rock or mechanical ceilings.

Heavy-gauge galvanized steel raceway arm.

Galvanized steel junction box with four built in romex clamps; five ½" knockouts with slots for pryout. Not suitable for pulling wires.

Maximum 4 (2in 2out) No 12 AWG conductors. Rated for 90° C.

Ground wire provided.

Removable J-box door for easy access.

Trim retention (clips): Retaining clips riveted to top of reflector hold trim inside housing.

Trim retention (TOR): Two-side mounted torsion springs on the trim and 2 receiving brackets in the can ensure a consistently tight fit with the ceiling.

ELECTRICAL — Durable medium base porcelain socket with nickel plated copper alloy screw shell and contact.

Socket clips to top of housing to prevent paint overspray in socket screw shell.

Thermal protection provided against improper lamp usage.

120 volt only.

INSTALLATION — Air-tight housing suitable for air-tight installations. Refer to energy codes for proper installations.

2 x 6 existing ceiling or T-bar ceiling panel installation.

Clip adjustment on housing (up to 1-¼") allows for flush mounting with ceiling face.

Socket attaches to reflector to ensure proper and consistent lamp position.

LISTING — UL Listed to US and Canadian safety standards. Damp location listing (see trim selection for wet location listing).

Note: Specifications subject to change without notice.

Catalog Number
Notes
Type

6" Housing

L7XPR

INCANDESCENT
IC Shallow
Remodel



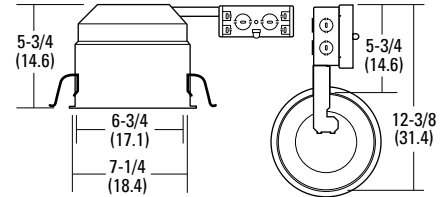
Specifications

Height: 5-3/4 (14.6)

Length: 12-3/8 (31.4)

Width: 6-3/4 (17.1)

Ceiling opening: 6-7/8 (17.5)



All dimensions are inches (centimeters) unless otherwise specified.

ORDERING INFORMATION

For shortest lead times, configure product using **standard options (shown in bold)**.

Example: L7XPR R6






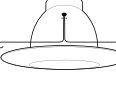








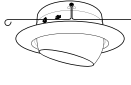



Series	Options	Packaging
L7XPR	<u>Shipped installed in fixture</u> PHC Poke-home wire connector	R6 Resale pack of six U Unit pack (non-stock)

Accessories: Order as separate catalog number.	
ATK6 R6	6" Airtight trim kit

Note

See trim summary on reverse side for maximum wattages.

C & 7 Series 6" Incandescent L7XPR Full Reflector Shallow Trims

Description Catalog number	Maximum wattage ¹ Sheet number	Description Catalog number	Maximum wattage ¹ Sheet number	Description Catalog number	Maximum wattage ¹ Sheet number
General/Task					
Open Wide Flange C01	White	Baffle Narrow Flange 7B0W	White	Pinhole Narrow Flange C51	White
	60 A19 65 BR30 75 PAR30		65 BR30 75 PAR30		40 A19 50 BR20 50 PAR20
IC		IC		IC	
Open Wide Flange C01 TOR	White	Baffle Wide Flange 7B1 TOR	Black	Wallwash Narrow Flange CW1	White
C01BN TOR	Brushed nickel	7B1W TOR	White		40 A19
C010RB TOR	Oil-rubbed bronze		65 BR30 75 PAR30	IC	
C01BZA TOR	Antique bronze	IC		IC	
	60 A19 65 BR30 75 PAR30	Accent/Adjustable		Lens/Wet Location	
IC		Eyeball Narrow Flange CE1	White	Shower/Closet Narrow Flange ² CLD1	Drop opal*
Open Narrow Flange C02	White		65 BR30 75 PAR30		40 A19
C02A	Clear diffuse	IC		IC	
C02AZ	Clear specular	Baffled Eyeball Narrow Flange CE2	White/black	Shower/Closet Narrow Flange ² CLF1	Flush opal*
	60 A19 65 BR30 75 PAR30	CE2W	White/white	CLF2	Flush prismatic*
IC			65 BR30 75 PAR30		40 A19
Open Wide Flange 701 TOR	White	IC		IC	
	65 BR30 75 PAR30	Eyeball Wide Flange 7E1 TOR	White	Shower/Closet Narrow Flange ² 7LD1	Drop opal metal flange
IC		7E1BN TOR	Brushed nickel	7LD1 PF	Drop opal plastic*
Open Wide Flange 701 TOR	White	7E10RB TOR	Oil-rubbed bronze	7LD2 PF	Drop prismatic plastic*
	65 BR30 75 PAR30	7E1BZA TOR	Antique bronze		40 A19
IC			65 BR30 75 PAR30	IC	
Baffle Wide Flange CB1	Black	IC		* For plastic flange add suffix PF	
CB1W	White	Regressed Eyeball Wide Flange 7RE1	White		
	40 A19 65 BR30 75 PAR 30		65 BR30 50 PAR30		
IC		IC			
Baffle Wide Flange CB1 TOR	Black				
CB1W TOR	White				
	40 A19 65 BR30 75 PAR 30				
IC					

Notes

- 1 Maximum wattage listed. Lower wattage lamps may be used.
- 2 Lens trims are wet location listed. All others are damp location.
- 3 Shallow trims may be used for lower lamp position.