



No.:

Date: 20-DEC-2012

Customer :

TECHNICAL PROPOSAL

Three-phase induction motor - Squirrel cage rotor

Product line : Three-Phase : ODP (IP21/IP23) - NEMA Premium Efficiency

Catalog Number : 30012OT3G447/9T

List Price : \$29,853

Notes:

Performed by:

Checked:



No.:

Date: 20-DEC-2012

DATA SHEET

Three-phase induction motor - Squirrel cage rotor

Customer :
Product line : Three-Phase : ODP (IP21/IP23) - NEMA Premium Efficiency

Frame : 447/9T
Output : 300 HP
Frequency : 60 Hz
Poles : 6
Full load speed : 1185
Slip : 1.25 %
Voltage : 460 V
Rated current : 357 A
Locked rotor current : 2390 A
Locked rotor current (I_L/I_n) : 6.7
No-load current : 150 A
Full load torque : 1312 lb.ft
Locked rotor torque : 220 %
Breakdown torque : 240 %
Design : A
Insulation class : F
Temperature rise : 80 K
Locked rotor time : 18 s (hot)
Service factor : 1.15
Duty cycle : S1
Ambient temperature : -20°C - +40°C
Altitude : 1000
Degree of Protection : IP23
Approximate weight : 2646 lb
Moment of inertia : 130.89 sq.ft.lb
Noise level : 79 dB(A)

	D.E.	N.D.E.	Load	Power factor	Efficiency (%)
Bearings	6319 C3	6316 C3	100%	0.81	95.4
Regreasing interval	20000 h	20000 h	75%	0.77	95.8
Grease amount	45 g	34 g	50%	0.67	95.4

Notes:

Performed by

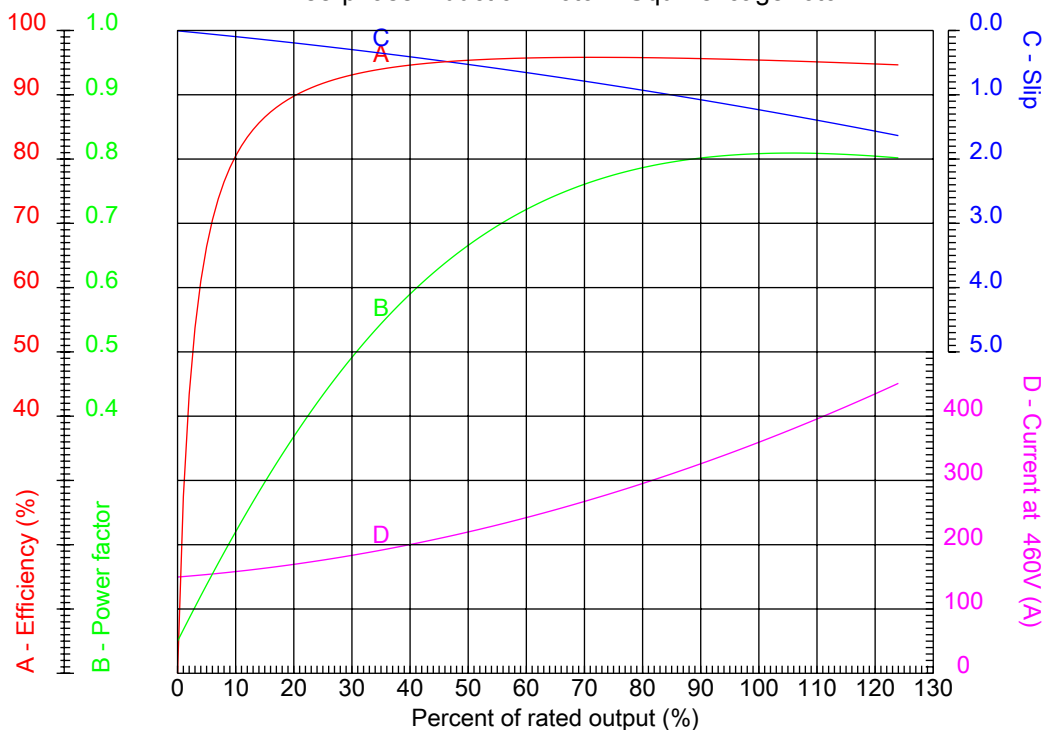
Checked



No.:

Date: 20-DEC-2012

PERFORMANCE CURVES RELATED TO RATED OUTPUT Three-phase induction motor - Squirrel cage rotor



Customer :
Product line : Three-Phase : ODP (IP21/IP23) - NEMA Premium Efficiency

Frame	: 447/9T	Locked rotor current (I _l /I _n)	: 6.7
Output	: 300 HP	Duty cycle	: S1
Frequency	: 60 Hz	Service factor	: 1.15
Full load speed	: 1185	Design	: A
Voltage	: 460 V	Locked rotor torque	: 220 %
Rated current	: 357 A	Breakdown torque	: 240 %
Insulation class	: F		

Notes:

Performed by

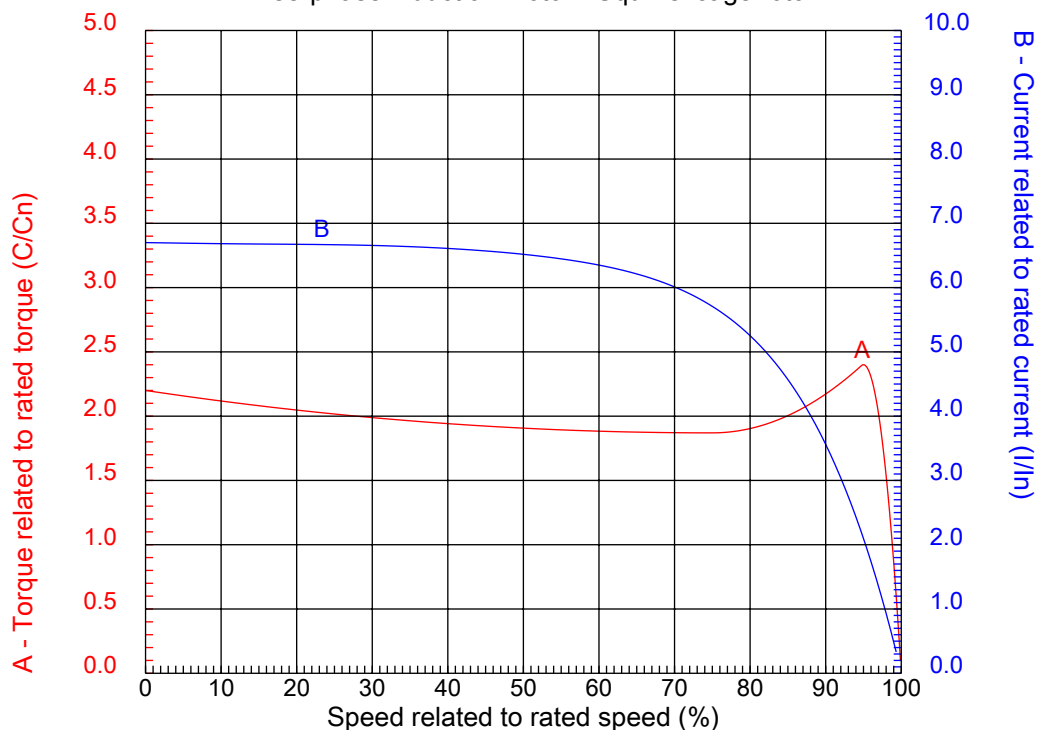
Checked



No.:

Date: 20-DEC-2012

CHARACTERISTIC CURVES RELATED TO SPEED Three-phase induction motor - Squirrel cage rotor



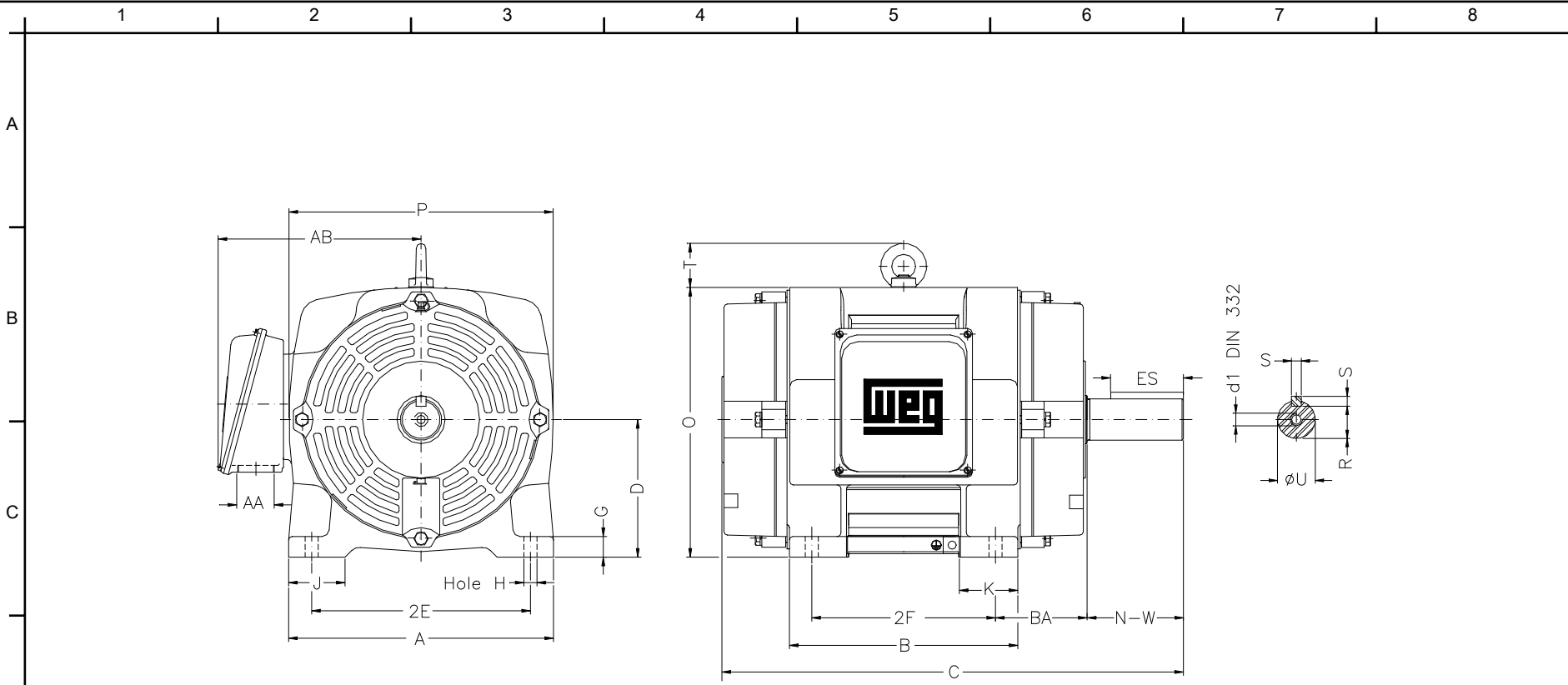
Customer :
Product line : Three-Phase : ODP (IP21/IP23) - NEMA Premium Efficiency

Frame	: 447/9T	Locked rotor current (I _l /I _n)	: 6.7
Output	: 300 HP	Duty cycle	: S1
Frequency	: 60 Hz	Service factor	: 1.15
Full load speed	: 1185	Design	: A
Voltage	: 460 V	Locked rotor torque	: 220 %
Rated current	: 357 A	Breakdown torque	: 240 %
Insulation class	: F		

Notes:

Performed by

Checked



Notes:

2E 18.000	A 21.929	2F 20.000/25.000	B 28.898	BA 7.500
J 3.937	K 10.47	P 22.126	ES 7.087	depth 0.875
S 0.875	D 11.000	N-W 8.500	G 1.811	U 3.375
O 22.441	T 3.543	HD 25.984	R 2.880	H 0.807
AB 23.464	C 48.317	AA 2XNPT 3"	d1 DUNC 3/4"-10	d2 DUNC 3/4"-10
Flange FD-508	AJ 20.000	AK 18.000	BD 21.653	BF 0.828
BB 0.203				

Performed by:

Checked:

Customer:

Three-Phase : ODP (IP21/IP23) - NEMA Premium Efficiency

Three-phase induction motor
Frame 447/9T - IP23

20-DEC-2012

