



No.:

Date: 20-DEC-2012

Customer :

TECHNICAL PROPOSAL

Three-phase induction motor - Squirrel cage rotor

Product line : Three-Phase : ODP (IP21/IP23) - NEMA Premium Efficiency

Catalog Number : 50036OT3G447/9TS

List Price : \$31,476

Notes:

Performed by:

Checked:



No.:

Date: 20-DEC-2012

DATA SHEET

Three-phase induction motor - Squirrel cage rotor

Customer :
Product line : Three-Phase : ODP (IP21/IP23) - NEMA Premium Efficiency

Frame : 447/9TS
Output : 500 HP
Frequency : 60 Hz
Poles : 2
Full load speed : 3570
Slip : 0.83 %
Voltage : 460 V
Rated current : 536 A
Locked rotor current : 3810 A
Locked rotor current (I_L/I_n) : 7.1
No-load current : 120 A
Full load torque : 726 lb.ft
Locked rotor torque : 190 %
Breakdown torque : 250 %
Design : A
Insulation class : F
Temperature rise : 80 K
Locked rotor time : 14 s (hot)
Service factor : 1.15
Duty cycle : S1
Ambient temperature : -20°C - +40°C
Altitude : 1000
Degree of Protection : IP23
Approximate weight : 2139 lb
Moment of inertia : 46.911 sq.ft.lb
Noise level : 87 dB(A)

	D.E.	N.D.E.	Load	Power factor	Efficiency (%)
Bearings	6314 C3	6314 C3	100%	0.90	96.2
Regreasing interval	14418 h	14418 h	75%	0.89	96.2
Grease amount	27 g	27 g	50%	0.84	95.8

Notes:

Performed by

Checked

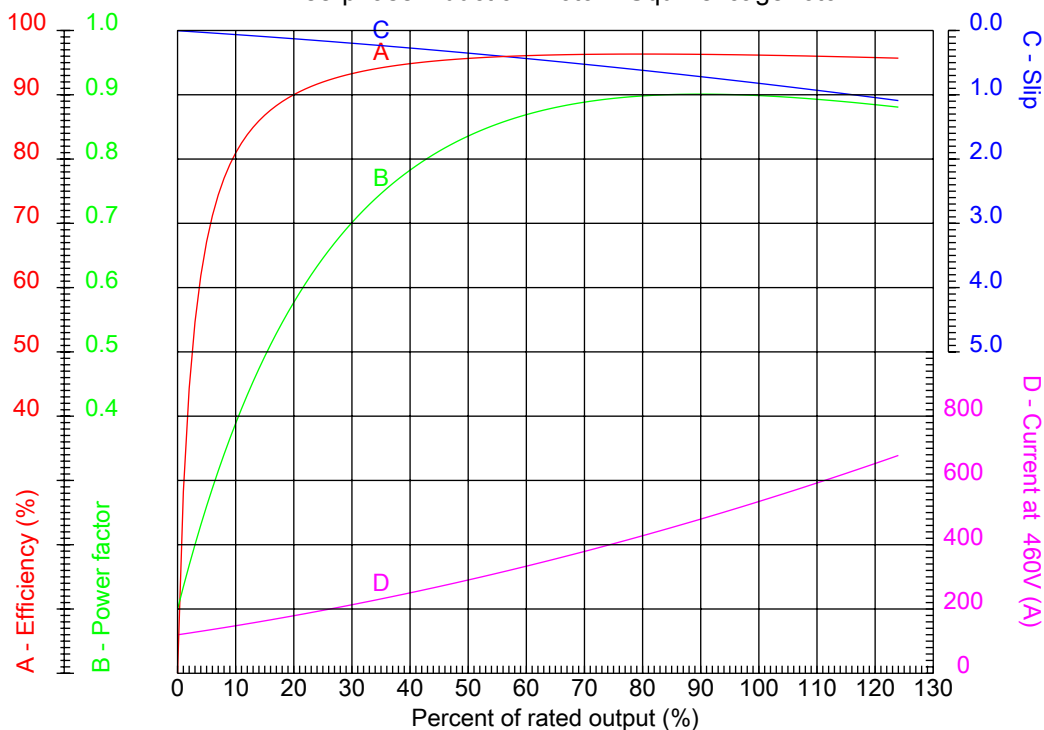


No.:

Date: 20-DEC-2012

PERFORMANCE CURVES RELATED TO RATED OUTPUT

Three-phase induction motor - Squirrel cage rotor



Customer :
Product line : Three-Phase : ODP (IP21/IP23) - NEMA Premium Efficiency

Frame : 447/9TS	Locked rotor current (I _l /I _n) : 7.1
Output : 500 HP	Duty cycle : S1
Frequency : 60 Hz	Service factor : 1.15
Full load speed : 3570	Design : A
Voltage : 460 V	Locked rotor torque : 190 %
Rated current : 536 A	Breakdown torque : 250 %
Insulation class : F	

Notes:

Performed by

Checked

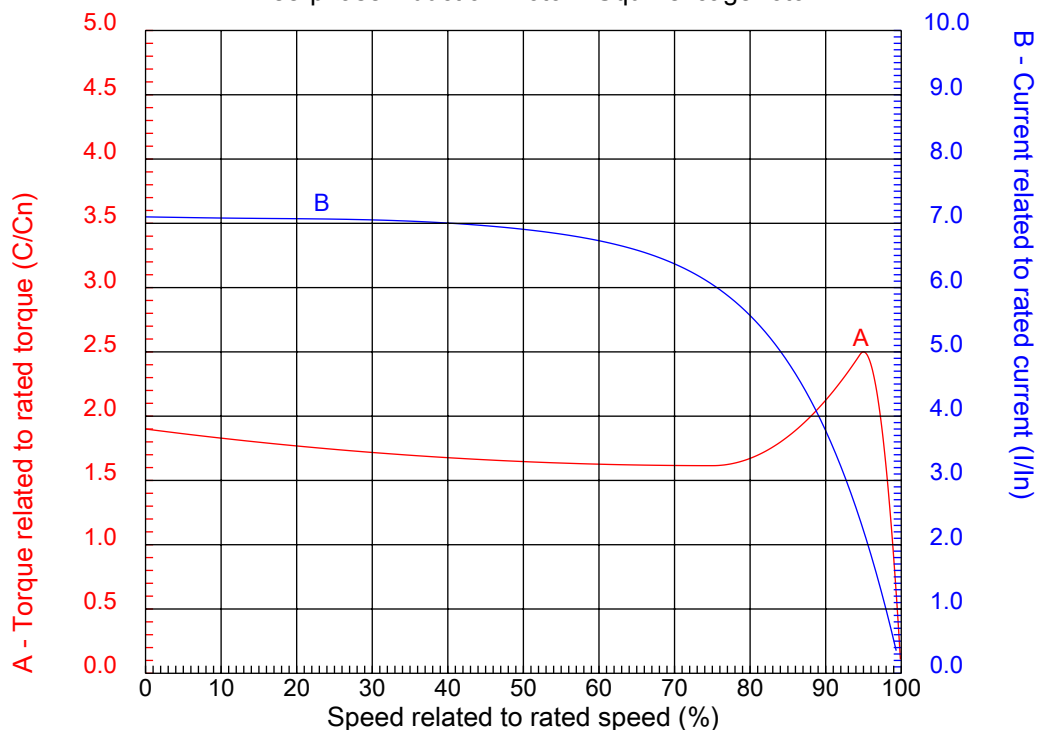


No.:

Date: 20-DEC-2012

CHARACTERISTIC CURVES RELATED TO SPEED

Three-phase induction motor - Squirrel cage rotor



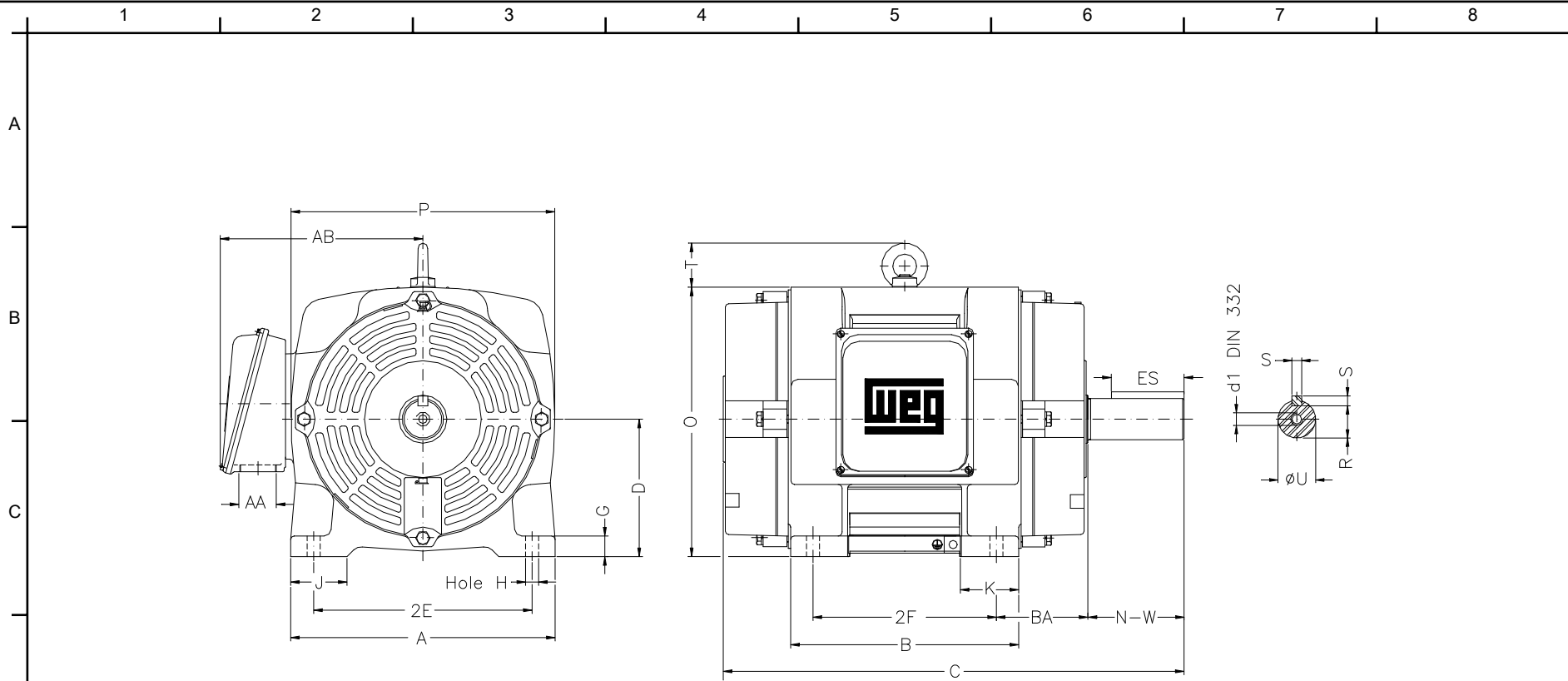
Customer :
Product line : Three-Phase : ODP (IP21/IP23) - NEMA Premium Efficiency

Frame	: 447/9TS	Locked rotor current (I _l /I _n)	: 7.1
Output	: 500 HP	Duty cycle	: S1
Frequency	: 60 Hz	Service factor	: 1.15
Full load speed	: 3570	Design	: A
Voltage	: 460 V	Locked rotor torque	: 190 %
Rated current	: 536 A	Breakdown torque	: 250 %
Insulation class	: F		

Notes:

Performed by

Checked



Notes:

2E 18.000	A 21.929	2F 20.000/25.000	B 28.898	BA 7.500
J 3.937	K 10.47	P 22.126	ES 3.000	depth 0.625
S 0.625	D 11.000	N-W 4.750	G 1.811	U 2.375
O 22.441	T 3.543	HD 25.984	R 2.019	H 0.807
AB 23.464	C 44.567	AA 2XNPT 3"	d1 DUNC 3/4"-10	d2 DUNC 3/4"-10
Flange FD-508	AJ 20.000	AK 18.000	BD 21.653	BF 0.828
BB 0.203				

Performed by:

Checked:

Customer:

Three-Phase : ODP (IP21/IP23) - NEMA Premium Efficiency

Three-phase induction motor
Frame 447/9TS - IP23

20-DEC-2012

