



No.:

Date: 21-DEC-2012

Customer :

TECHNICAL PROPOSAL

Three-phase induction motor - Squirrel cage rotor

Product line : W22 Super Premium

Catalog Number : 03018EG3E286T-W22

List Price : \$3,545

Notes:

Performed by:

Checked:



No.:

Date: 21-DEC-2012

DATA SHEET

Three-phase induction motor - Squirrel cage rotor

Customer :
Product line : W22 Super Premium

Frame : 286T
Output : 30 HP
Frequency : 60 Hz
Poles : 4
Full load speed : 1775
Slip : 1.39 %
Voltage : 208-230/460 V
Rated current : 78.7-71.2/35.6 A
Locked rotor current : 527/263 A
Locked rotor current (I_L/I_n) : 7.4
No-load current : 34.0/17.0 A
Full load torque : 87.6 lb.ft
Locked rotor torque : 290 %
Breakdown torque : 320 %
Design : A
Insulation class : F
Temperature rise : 80 K
Locked rotor time : 25 s (hot)
Service factor : 1.25
Duty cycle : S1
Ambient temperature : -20°C - +40°C
Altitude : 1000
Degree of Protection : IP55
Approximate weight : 450 lb
Moment of inertia : 5.6660 sq.ft.lb
Noise level : 64 dB(A)

	D.E.	N.D.E.	Load	Power factor	Efficiency (%)
Bearings	6311 C3	6211 C3	100%	0.82	94.5
Regreasing interval	20000 h	20000 h	75%	0.76	94.1
Grease amount	18 g	11 g	50%	0.64	93.0

Notes:

Performed by

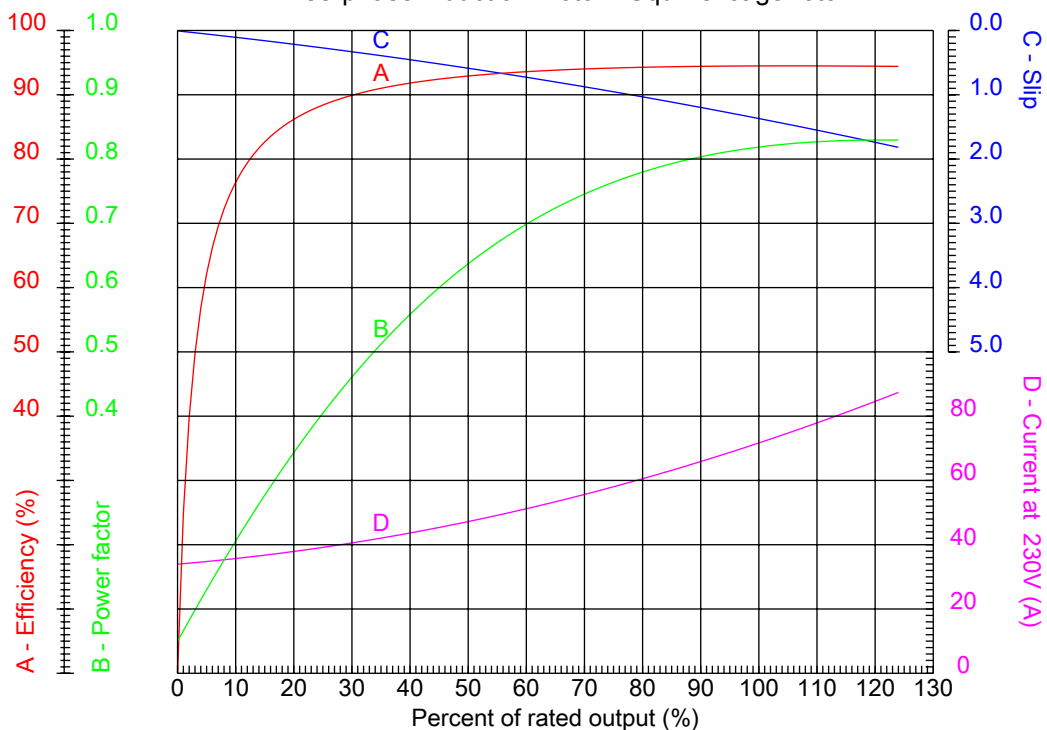
Checked



No.:

Date: 21-DEC-2012

PERFORMANCE CURVES RELATED TO RATED OUTPUT Three-phase induction motor - Squirrel cage rotor



Customer :
Product line : W22 Super Premium

Frame : 286T	Locked rotor current (I _l /I _n) : 7.4
Output : 30 HP	Duty cycle : S1
Frequency : 60 Hz	Service factor : 1.25
Full load speed : 1775	Design : A
Voltage : 208-230/460 V	Locked rotor torque : 290 %
Rated current : 78.7-71.2/35.6 A	Breakdown torque : 320 %
Insulation class : F	

Notes:

Performed by

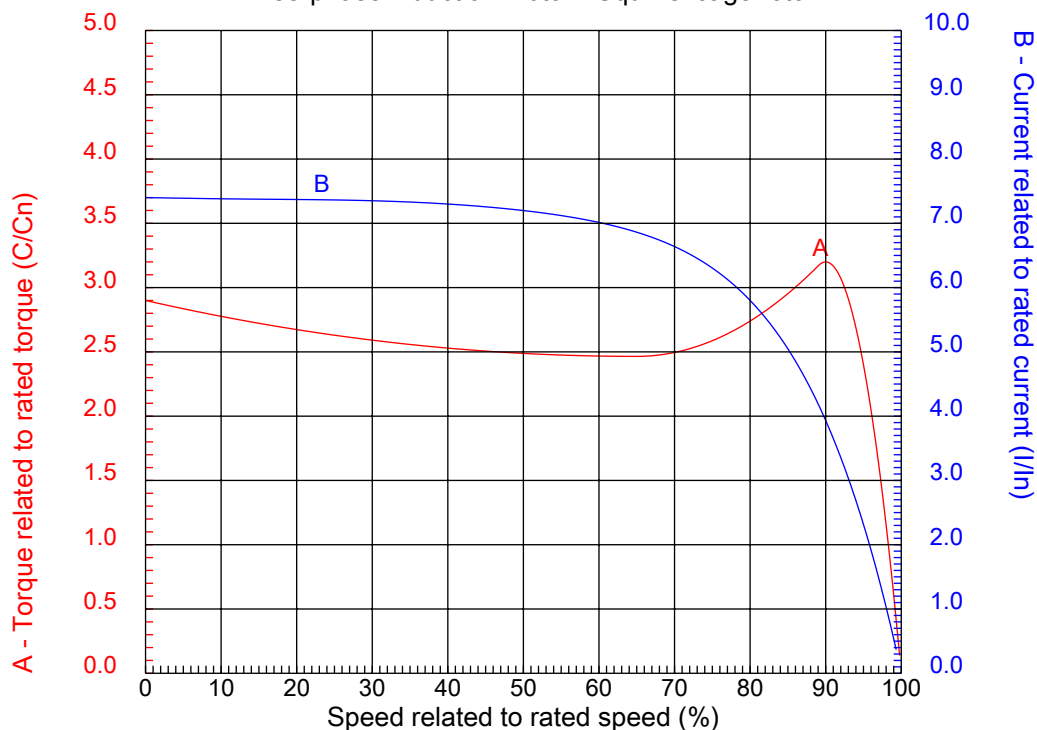
Checked



No.:

Date: 21-DEC-2012

CHARACTERISTIC CURVES RELATED TO SPEED
Three-phase induction motor - Squirrel cage rotor



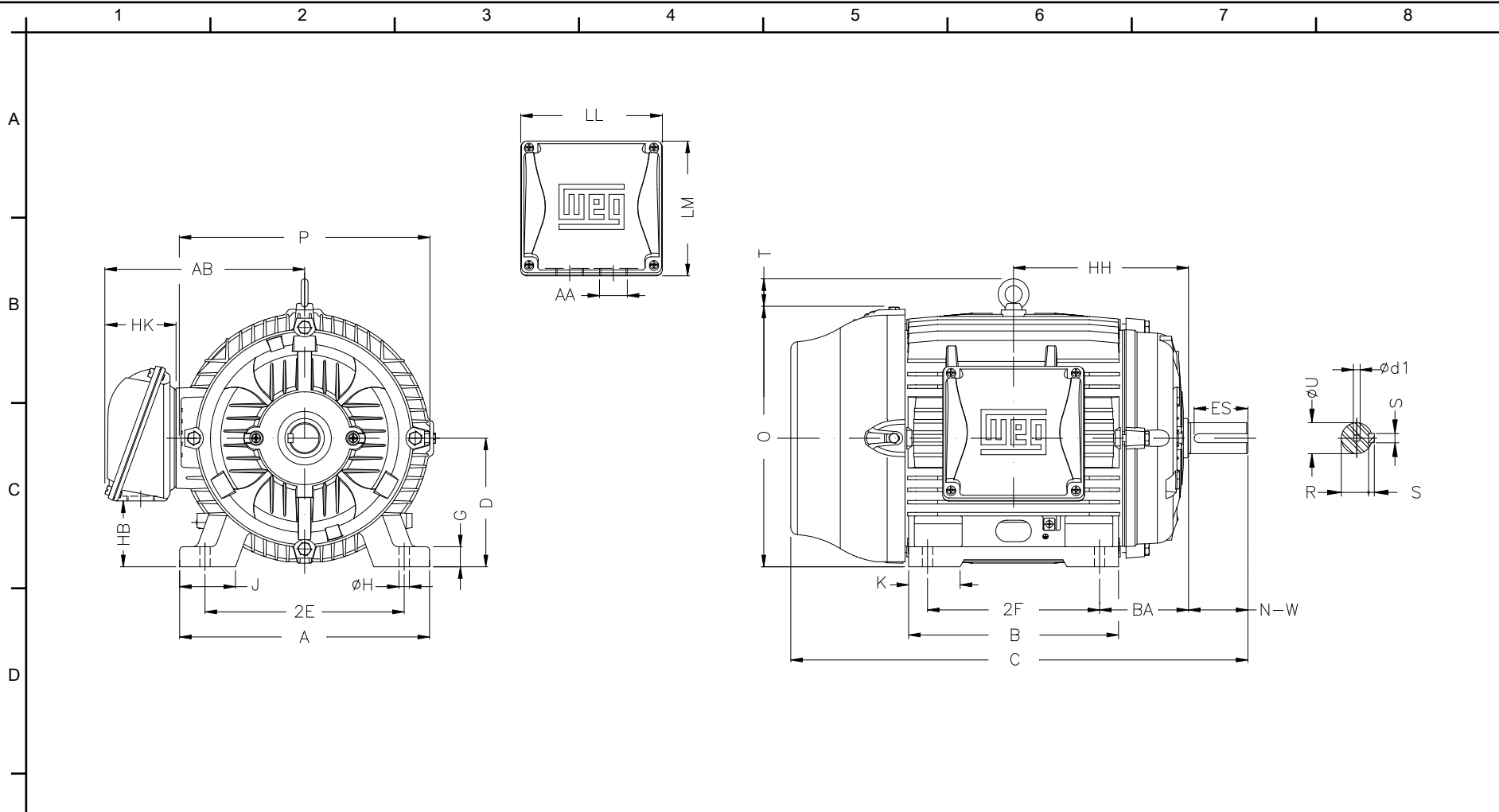
Customer :
Product line : W22 Super Premium

Frame	: 286T	Locked rotor current (I _l /I _n)	: 7.4
Output	: 30 HP	Duty cycle	: S1
Frequency	: 60 Hz	Service factor	: 1.25
Full load speed	: 1775	Design	: A
Voltage	: 208-230/460 V	Locked rotor torque	: 290 %
Rated current	: 78.7-71.2/35.6 A	Breakdown torque	: 320 %
Insulation class	: F		

Notes:

Performed by

Checked



E	2E 11.000	J 3.110	A 13.780	P 14.173	AB 10.984
	2F 11.000	K 2.874	B 13.071	BA 4.750	U 1.875
	N-W 4.622	ES 3.149	S 0.500	R 1.594	depth 0.500
	D 7.000	G 1.023	HB 3.535	O 14.067	T 2.087
	HD 16.154	HF 7.000	HH 10.250	HK 3.937	H 0.531
F	C 27.929	LL 7.795	LM 7.402	AA NPT 1 1/2"	d1 A 4
	d2 A 4	Flange FD-317	AJ 12.500	AK 11.000	BD 14.00
	BF 0.828	BB 0.203			

Notes:

Performed by:

Checked:

Customer:

W22 Super Premium

Three-phase induction motor
Frame 286T - IP55

21-DEC-2012

