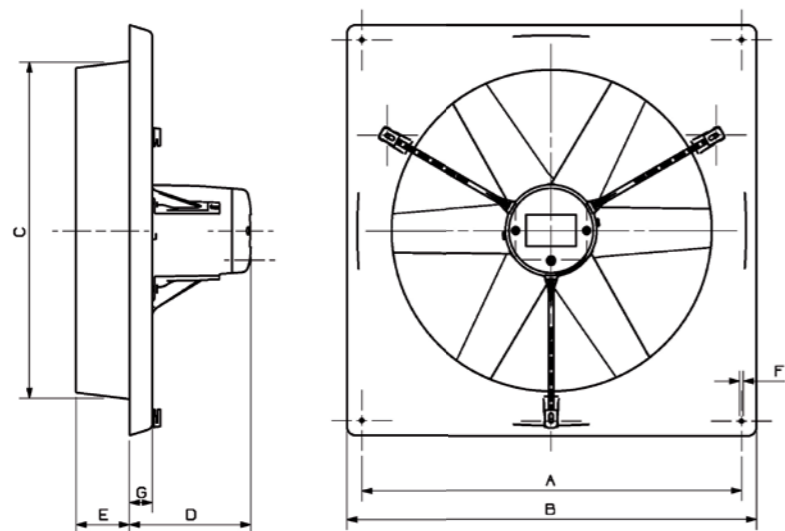


Dimensions

Impeller range cm	Number of poles	Size in mm		Size in mm C	Size in mm D max	Size in mm E	Size in mm F	Size in mm G	Dimensions packing in mm (l x w x h)
		A	B						
20	4	250	276	220	123	51	9	12	295x295x210
25	4	300	326	269	133	51	9	12	345x345x210
30	2,4	395	442,5	340	(192)	84	7,5	36	455x455x311
35	2,4	445	492,5	390	(192)	84	7,5	36	505x505x311
40	4,6	495	542,5	440	(192)	84	7,5	36	555x555x311
45	4,6	545	592,5	490	(192)	84	7,5	36	605x605x311
50	4,6	600	647,5	540	(192)	84	7,5	36	655x655x311
56	4,6	640	700	600	247	105	10	40	715x715x396
63	4,6	715	775	670	247	105	10	40	790x790x396
71	4,6,8	790	850	740	247	105	10	40	865x865x396
92	6,8	947	1005	940	247	93	10	40	motor: 371x222x216 frame: 1050x1050x170


Dimensional Scheme



Multifan 

VOSTERMANS
VENTILATION

Technical data
60 Hz
standard program



VOSTERMANS
VENTILATION

Vostermans Ventilation B.V.
P.O. Box 3025
NL-5902 RA Venlo – Holland
Tel. +31 (0)77 389 32 32
Fax +31 (0)77 382 08 93
ventilation@vostermans.com
www.vostermans.com


Vostermans Ventilation S.A.R.L.
B.P. 1801
27018 Evreux Cedex
France
Tel. +33 (0)2 32 38 11 00
Fax +33 (0)2 32 33 37 12
ventilation@vostermansfrance.com
www.vostermans.com

Vostermans Ventilation Inc.
2439 S.Main St. – USA
Bloomington, IL 61704
Tel. +1 309 827 - 9798
Fax +1 309 829 - 1993
ventilation@vostermansusa.com
www.vostermansusa.com

Vostermans Ventilation Sdn. Bhd.
330, Lot 2593, Jln Seruling 59, Kws3,
Tmn Klang Jaya, 41200, Klang,
Selangor D.E., Malaysia
Tel. +60 (0)33324 3638 (HL)
Fax +60 (0)33324 1239
ventilation@vostermansasia.com
www.vostermans.com

Vostermans Ventilation B.V. develops, manufactures and distributes the full line of:

Multifan 



All rights reserved. Vostermans Companies is not responsible for inaccurate or incomplete data. In case of questions and / or regards, please contact ventilation@vostermans.com

Subject to alterations 08/2011



SPECIALIST IN AIR

Technical Data single phase 240 V / 60 Hz



	RPM	Ø (cm)	Type	Multifan code	I_{nom}	I_{max}	P_{in}	W/1000 m ³ /h	Controllability (*)	L_p	Cond.
					(A)	(A)	(W)				
1 ~ 240 V 60 Hz	3200 RPM	30	2E30	V2E30KØ	1,54	1,85	340	92,6	E/T	61	5
		35	2E35	V2E35KØ	1,96	2,35	430	86,2	E/T	65	6
	1600 RPM	30	4E30	V4E30KØ	0,58	0,70	110	45,6	E/T	45	2
		35	4E35	V4E35KØ	0,93	1,12	170	47,0	E/T	48	3
		40	4E40	V4E40KØ	1,14	1,37	250	49,0	E/T	51	5
		45	4E45	V4E45KØ	1,42	1,70	310	48,4	E/T	53	6
		50	4E50	V4E50KØ	1,89	2,27	420	50,6	E/T	55	20
		63	4E63	V4E63KØ	8,29	9,95	1.750	98,9	-	70	22
	1000 RPM	56	6E56	V6E56KØ	2,73	3,28	650	59,6	E/T	53	16
		63	6E63-3PP-30	V6E63K	1,60	1,92	350	36,1	E/T	52	6
		63	6E63	V6E63KØ	2,91	3,49	680	55,7	E/T	56	16
		71	6E71	V6E71KØ	3,19	3,83	720	53,7	E/T	61	16
	800 RPM	92	8E92-3PP-25	V8E92K	3,76	4,51	800	39,0	T	61	16

Fan Capacities single phase 240 V / 60 Hz (m³/h)



	RPM	Type	Multifan code	0 Pa	30 Pa	50 Pa	80 Pa	100 Pa	150 Pa
				1 ~ 240 V 60 Hz					
3200 RPM	2E30	V2E30KØ		3.670	3.460	3.330	3.140	3.000	2.640
	2E35	V2E35KØ		4.990	4.760	4.600	4.370	4.210	3.780
1600 RPM	4E30	V4E30KØ		2.410	2.180	2.000			-
	4E35	V4E35KØ		3.620	3.310	3.060			-
	4E40	V4E40KØ		5.100	4.690	4.410	3.940		-
	4E45	V4E45KØ		6.400	5.900	5.500	4.780		-
	4E50	V4E50KØ		8.300	7.600	7.150	6.350		-
	4E63	V4E63KØ		17.700	17.000	16.500	15.700	15.200	13.800
1000 RPM	6E56	V6E56KØ		10.900	10.000	9.400	8.200		-
	6E63-3PP-30	V6E63K		9.700	8.300	7.250	-	-	-
	6E63	V6E63KØ		12.200	11.200	10.600	9.600		-
800 RPM	6E71	V6E71KØ		13.400	12.400	11.700	10.400	9.300	
	8E92-3PP-25	V8E92K		20.500	17.300	14.900	-	-	-

Technical Data three phase 240/420 V / 60 Hz

	RPM	Ø (cm)	Type	Multifan code	I_{nom}	I_{nom}	I_{max}	P_{in}	W/1000 m ³ /h	Controllability (*)	L_p
					(A) 240 V	(A) 420 V	(A)				
3 ~ 240/420V 60 Hz	1600 RPM	30	4D30	V4D30KØ	0,45	0,26	0,50/0,29	110	46,0	T	45
		35	4D35	V4D35KØ	0,83	0,48	0,91/0,53	180	48,1	T	47
		40	4D40	V4D40KØ	0,88	0,51	0,97/0,56	220	45,3	T	50
		45	4D45	V4D45KØ	1,06	0,61	1,16/0,67	280	44,4	T	52
		50	4D50	V4D50KØ	1,63	0,94	1,80/1,04	420	50,3	T	56
		56	4D56	V4D56KØ	3,65	2,11	4,02/2,32	1.180	88,7	T	62
		63	4D63	V4D63K	5,42	3,13	5,96/3,44	1.690	93,4	T	66
		71	4D71	V4D71KØ	7,67	4,43	8,66/5,00	2.430	105,2	-	70
	1000 RPM	50	6D50	V6D50KØ	1,21	0,70	1,33/0,77	330	44,9	T	49
		56	6D56	V6D56KØ	1,39	0,80	1,52/0,88	430	54,8	T	52
		63	6D63	V6D63KØ	2,29	1,32	2,51/1,45	670	51,5	T	54
		71	6D71	V6D71KØ	3,19	1,84	3,81/2,20	943	55,5	T	56
	800 RPM	71	8D71	V8D71KØ	2,60	1,50	3,12/1,80	580	41,4	T	56
	92	8D92-3PP-21	V8D92KØ	3,83	2,21	4,21/2,43	780	36,8	T	61	

Fan Capacities three phase 240/420 V / 60 Hz (m³/h)

	RPM	Type	Multifan code	0 Pa	30 Pa	50 Pa	80 Pa	100 Pa	150 Pa
				3 ~ 240/420V 60 Hz					
1600 RPM	4D30	V4D30KØ		2.390	2.140	1.960			
	4D35	V4D35KØ		3.740	3.460	3.250			
	4D40	V4D40KØ		4.860	4.480	4.200	3.720		
	4D45	V4D45KØ		6.300	5.850	5.500	4.750		
	4D50	V4D50KØ		8.350	7.850	7.450	6.850	6.350	
	4D56	V4D56KØ		13.300	12.600	12.200	11.600	11.100	
	4D63	V4D63K		18.100	17.400	16.900	16.100	15.600	14.200
	4D71	V4D71KØ		23.100	22.300	21.700	20.800	20.200	18.700
1000 RPM	6D50	V6D50KØ		7.350	6.550	5.800			
	6D56	V6D56KØ		7.850	7.000	6.250			
	6D63	V6D63KØ		13.000	11.800	10.900	9.400		
800 RPM	6D71	V6D71KØ		17.000	15.400	14.400	12.600		
	8D71	V8D71KØ		14.000	12.200	10.700			
8D92-3PP-21	V8D92KØ		21.200	18.400	16.400				

* E = Electronically controllable (electronic voltage control by TRIAC/SCR), T = Trafo controllable (voltage control by transformer), F = (Frequency controllable by frequency controller). A frequency controller in combination with a single-phase motor is possible. The use of an anti-resonance strip is highly recommended. Inform about possibilities.

** Sound pressure level measured at 7 m. free blowing distance
All air capacities without wire guard. All motors meet the IP55 standard.

* E = Electronically controllable (electronic voltage control by TRIAC/SCR), T = Trafo controllable (voltage control by transformer), F = (Frequency controllable by frequency controller). A frequency controller in combination with a single-phase motor is possible. The use of an anti-resonance strip is highly recommended. Inform about possibilities.

** Sound pressure level measured at 7 m. free blowing distance
All air capacities without wire guard. All motors meet the IP55 standard.