

### Description

The Wesco Drum Rack is designed specifically for economical stacked storage of 55 gallon drums in the horizontal position. It features easy access from all four sides, providing easy movement and placement.

This product is distributed by:

**Wesco Industrial Products, Inc**  
1250 Welsh Road  
North Wales, PA 19454  
Tel: 215-699-7031 Fax: 215-699-3836

Contact the factory for parts information and ordering.  
Visit us on the web at [www.wescomfg.com](http://www.wescomfg.com)

### Unpacking

When unpacking the Wesco Product, check carefully for shipping damage and missing parts. If damage has occurred or any parts are missing, file a claim with the delivering carrier within 24 hours and notify the dealer from whom the unit was purchased.

### Warranty Repairs

If the unit does not work properly, contact your dealer or the factory (215-699-7031) for units less than 90 days old.

### Non-Warranty Service

If units are older than 90 days, repairs can be made easily on site with factory supplied parts.

**NOTE:** Do not send units to the factory for service without first obtaining a "Return Merchandise Authorization" (RMA) number from the customer service department. We will not be responsible for merchandise returned without proper authorization.



Figure 1




Figure 2

### General Safety Information

**Warning: The Wesco Drum Racks are intended for specific functions. Please adhere to the following instructions to insure safe and proper use.**

- (1) Maximum capacity including drums:
  - 1600 lbs. (2 Drums) **(For DR-2 P/N 240026 units)**
  - 2400 lbs. (3 Drums) **(For DR-3 P/N 240027 units)**
- (2) Maximum Stack Height (immobile): 4 high.
- (3) Maximum Stack Height when moving: 2 high.
- (4) Do not exceed rated capacity. Injury to persons or property may result from overloading and misuse.
- (5) **Do Not use on Plastic Drums**

### Warning

- Make sure all drums are in good condition.
- Only stack racks on fully loaded racks. **Never** stack on to a rack containing only one drum.
- Do Not move stacks of 3 or more high under any conditions.
- When using fork trucks to move loaded racks make sure forks are set at maximum usable width to insure stability
- It is strongly recommended to stack racks one at a time.
- Periodically check for loose, damaged or worn hardware; If found replace at once.
- Intended for use with most currently available 55 gallon steel drums. Minimum recommended drum wall thickness for the bottom layer of drums on a 3-high stack is 20 gauge; on 4 high stack it is 18 gauge. Use of drums with walls that are too thin may not be safe.

**Note:** Check with your supplier(s) if you are not sure of the specifications for your drums.

### LIMITED WARRANTY

WESCO INDUSTRIAL PRODUCTS (WESCO) warrants to the purchaser of this product for a period of ninety (90) days from the date of purchase that this product shall be free of defects in material and/or workmanship, as follows:

1. WESCO will supply, at no charge, new or rebuilt replacements for any part that fails through a defect in material and/or workmanship during the warranty period. To obtain warranty service, you must deliver the product prepaid, to the WESCO factory.

2. This warranty does not cover any product or product part which has been subject to accident, misuse, abuse or negligence. WESCO shall only be liable under this warranty if the product is used the manner intended by the manufacturer as specified in the written instructions furnished with this product.

REPAIR OR REPLACEMENT AS PROVIDED UNDER THIS WARRANTY IS THE EXCLUSIVE REMEDY OF THE PURCHASER. ANY EXPRESS WARRANTY NOT PROVIDED IN THIS WARRANTY DOCUMENT, AND ANY REMEDY FOR BREACH OF CONTRACT THAT, BUT FOR THIS PROVISION, MIGHT ARISE BY IMPLICATION OR OPERATION OF LAW, IS HEREBY EXCLUDED AND DISCLAIMED. UNDER NO CIRCUMSTANCES SHALL WESCO BE LIABLE TO PURCHASER OR ANY OTHER PERSON FOR ANY INCIDENTAL OR CONSEQUENTIAL DAMAGES, WHETHER ARISING OUT OF BREACH OF WARRANTY, EXPRESS OR IMPLIED, A BREACH OF CONTRACT OR OTHERWISE. EXCEPT TO THE EXTENT PROHIBITED BY APPLICABLE LAW, ANY IMPLIED WARRANTY OF MERCHANTABILITY AND FITNESS FOR ANY PARTICULAR PURPOSE ARE EXPRESSLY LIMITED IN DURATION TO THE DURATION OF THIS LIMITED WARRANTY.

Some states do not allow the exclusion or limitation of incidental or consequential damages, or allow limitations on how long any implied warranty lasts, so the above limitations may not apply to you. This warranty gives you specific legal rights, and you may also have other rights which vary from state to state.

**Assembly**

- (1) Place the Flat Washer (5) on the Bolt (3)
- (2) Insert the Bolt (4) through the hole in the Side Frame Weldment (1), then through the Cross Brace Weldment (2). Put the Nut (4) on the end of the Bolt (3).

**Note:** Be sure the Flat Washer is on outer side of the Side Frame Weldment.

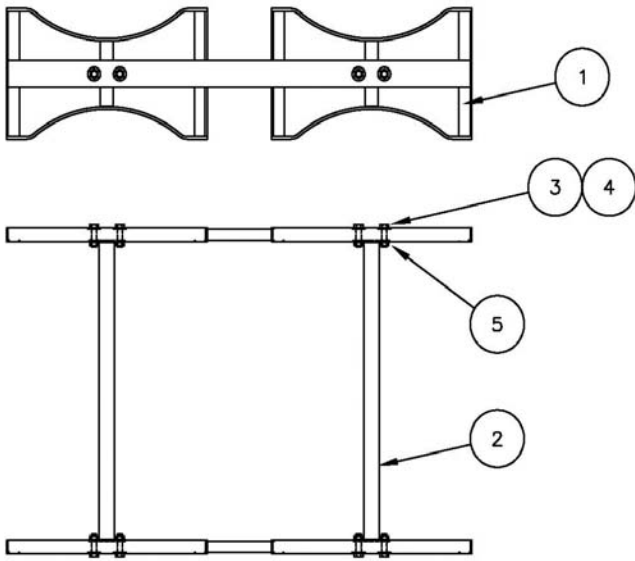
- (3) Assemble the unit together in this manner, loosely using all Bolts.
- (4) Tighten all Bolts, however do not over tighten.

**Assembly Parts**

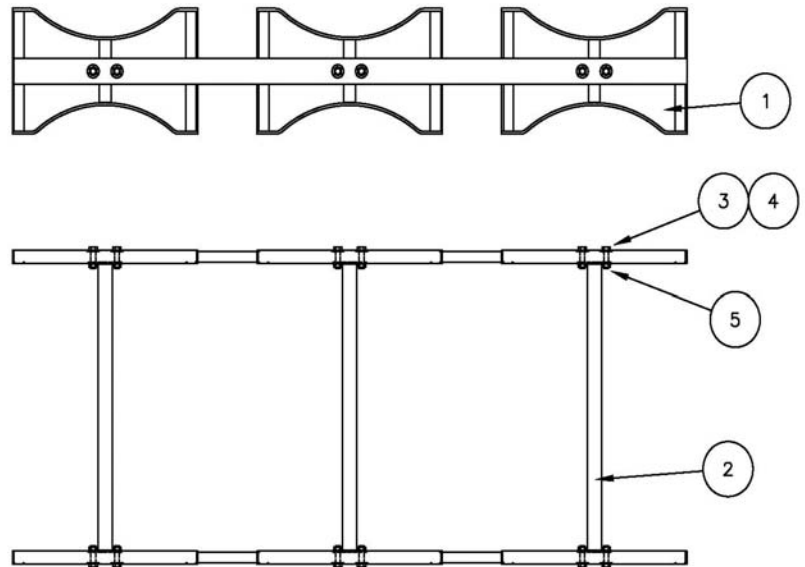
Item	Part No.	Description	Qty. For DR-2	Qty. For DR-3
1	051822	Side Frame Weldment	2	
	051824	Side Frame Weldment		3
2	051823	Cross Brace Weldment	2	3
3	108158	Hex Head Bolt	8	12
4	108176	Hex Nut	8	12
5	108200	Flat Washer	8	12

**Replacement Parts**

Item	Part No.	Description	Qty. For DR-2	Qty. For DR-3
1	051809	Saddle	2	3
2	054802	Cross Brace	2	3
3-5	108530	Hardware Kit	2	3



**Figure 3**  
DR-2



**Figure 4**  
DR-3