

# CALDWELL

INTRODUCES AN INDUSTRY  
GAME CHANGER TO  
LIFTING BEAMS

STRONG – LIGHTWEIGHT – DURABLE



**DURA-LITE™** COMPOSITE  
LIFTING & SPREADER BEAMS



OUR INNOVATION WILL MOVE YOU





# CALDWELL'S NEW COMPOSITE BEAMS ARE AS STRONG AS AN OX.

**DURA-LITE™** Beams are half the weight of steel beams, yet strong enough for your toughest lifting jobs!

## STRENGTH OF **DURA-LITE™** COMPOSITE BEAMS

Years of development by Caldwell's engineers allow us to bring the latest technology to the lifting industry. Our patent pending Dura-Lite™ products provide new capabilities with strong lightweight materials.

Dura-Lite™ lifting and spreader beams incorporate the same composite technology being used in today's Aerospace, Automotive and Construction industries. Our products are constructed using the latest composite and bonding technology providing a high strength to weight ratio.

Caldwell's Dura-Lite™ engineering and fabrication technology has been proven through extensive internal and external testing. Third-party cycle and environmental tests, internal destructive tests, and customer field trials all prove that Dura-Lite™ beams are, pound for pound, the strongest lifting technology available today.



# DURA-LITE™

## COMPOSITE BEAM FEATURES

- Lightweight
- Non-corrosive
- Non-conductive
- Can be used for wide range of applications
- Standard capacities range from 1/4 to 3 tons
- Custom Designed Dura-Lite™ equipment available
- Amazingly strong and impact resistant

## BEAMS COMPLY WITH CURRENT ASME B30.20, BTH-1, DESIGN CATEGORY B, SERVICE CLASS 4 STANDARDS

**DURA-LITE™** Beams have been...

- ✓ Chemical tested.
- ✓ Temperature tested.
- ✓ Cycle tested.
- ✓ Proof tested with a certificate issued.

## COMPOSITE BEAM ADVANTAGES

Caldwell Dura-Lite™ equipment offers many advantages to a wide variety of applications and industries

- Composite material is not detected by radar, ideal for military applications.
- Lightweight composite beams do not reduce crane capacity as much as the steel equivalent.
- Beams 8' and under can be shipped via small package service saving time and money.
- Non-conductive materials are ideal for use in the utility industry.
- Marine applications and other harsh environments are no match for the non-corrosive properties of our composite beams.
- Dura-Lite™ beams are the lightweight, ergonomic solution needed to help reduce work related injuries.
- Service class 4 means that these lifters are designed for 2 million load cycles - that's over 30 years at 200 lifts per day!



# FOR MULTIPLE APPLICATIONS

**CALDWELL MANUFACTURES STANDARD MODELS OF LIFTING AND SPREADER BEAMS RANGING FROM 1/4 TO 3 TONS WITH UNITS 8' AND UNDER IN STOCK. WE CAN DESIGN AND BUILD CUSTOM EQUIPMENT TO SUIT YOUR SPECIFIC APPLICATION. WATCH FOR NEW STANDARD PRODUCTS AS WELL!**



Reduced rigging weight allows for higher load capacities




Durable composite lifting equipment can be used in industrial applications such as manufacturing earth moving equipment



Composite beams are non-conductive.



Composite beams are non-corrosive.



Dura-Lite™ products are not sensed by radar so they are perfect for military applications

## CALDWELL IS A WORLDWIDE SUPPLIER OF LIFTING EQUIPMENT

We know lifting and can apply our experience to any application in any industry. Our engineers design around the latest industry standards. We also have a network of

Sales Representatives and Distributors who provide local support and service to our global customers.

# NOW AVAILABLE

## MODEL 419 COMPOSITE LIFTING BEAM

PATENT PENDING



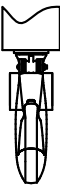
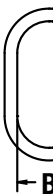
Provided as shown with lifting ring and load hooks.

### DURA-LITE PRODUCT FEATURES

- Lightweight
- Non-Corrosive
- Corrosion Resistant
- Complies with ASME design category E
- Proof tested with 125% of rated capacity

Capacity in Tons	Model Number	Spread (in.)	Headroom	Beam Only Weight	Weight With Hardware	Bail Dimension			Hook O
						A	B	C	
1/4	420-1/4-2	24	13.5	6	8	0.38	1.50	2.00	0.89
	419-1/4-3	36	13.5	8	10				
	419-1/4-4	48	13.5	10	12				
	419-1/4-6	72	16.5	23	25				
	419-1/4-8	96	16.5	29	31				
	419-1/4-10	120	18.5	48	50				
	419-1/4-12	144	16.5	62	65				
	419-1/4-14	168	18.5	95	97				
1/2	419-1/2-2	24	13.9	6	9	0.38	1.50	1.94	0.89
	419-1/2-3	36	13.9	8	10				
	419-1/2-4	48	14.9	11	14				
	419-1/2-6	72	16.9	24	27				
	419-1/2-8	96	18.9	41	44				
	419-1/2-10	120	18.9	76	79				
	419-1/2-14	168	18.9	115	118				
1	419-1-2	24	19.6	9	14	0.63	2.80	4.50	0.89
	419-1-3	36	19.6	11	16				
	419-1-4	48	21.6	19	24				
	419-1-6	72	23.6	33	38				
	419-1-8	96	23.6	50	55				
2	419-2-2	24	21.9	15	23	0.63	2.80	4.31	0.91
	419-2-3	36	21.9	23	32				
	419-2-4	48	25.9	46	55				
	419-2-6	72	25.9	59	68				
3	419-3-2	24	24.9	20	31	0.63	2.80	4.31	1.00
	419-3-3	36	24.9	23	34				
	419-3-4	48	26.7	46	57				

Free Shipping Available: Standard Ground Shipping is included in all orders for beams up to 96" spread at no extra cost when the destination is within the continental U.S. only. Other methods, lengths, and destinations will incur additional charges. Contact Caldwell for complete details.

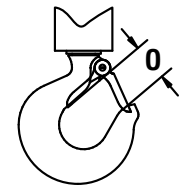
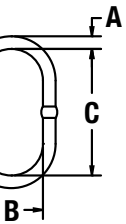


# AVAILABLE

## -LITE™ FEATURES:

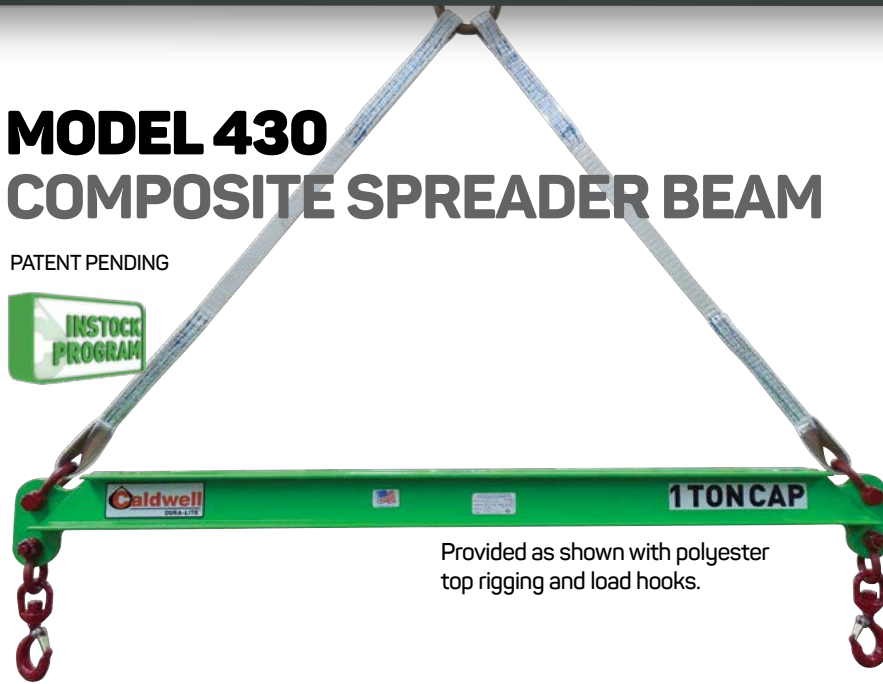
weight  
conductive  
Resistant  
ASME B30.20,  
B, service class 4.  
certificate issued.

# Calwell



## MODEL 430 COMPOSITE SPREADER BEAM

PATENT PENDING



Provided as shown with polyester top rigging and load hooks.

Capacity in Tons	Model Number	Spread (in.)	Headroom	Beam With Weight	Weight Hardware	Bail Dimension			Hook O
						A	B	C	
1/4	430-1/4-2	24	23.9	5	8	0.63	2.8	5	0.89
	430-1/4-3	36	29.9	7	10				
	430-1/4-4	48	35.9	9	12				
	430-1/4-6	72	47.9	13	17				
	430-1/4-8	96	59.9	17	21				
	430-1/4-10	120	71.9	21	25				
	430-1/4-12	144	85.4	41	46				
	430-1/4-14	168	98.4	64	68				
	430-1/4-16	192	110.4	72	77				
	430-1/4-18	216	122.4	82	87				
1/2	430-1/2-2	24	23.9	5	9	0.63	2.8	5	0.89
	430-1/2-3	36	30	7	11				
	430-1/2-4	48	36	9	13				
	430-1/2-6	72	48	14	18				
	430-1/2-8	96	61.5	29	33				
	430-1/2-10	120	74.5	46	51				
	430-1/2-12	144	86.5	56	61				
	430-1/2-14	168	98.5	93	98				
	430-1/2-16	192	110.5	107	112				
1	430-1-2	24	23.9	6	12	0.63	2.8	5	0.89
	430-1-3	36	30.8	9	15				
	430-1-4	48	36.8	11	18				
	430-1-6	72	50.3	25	31				
	430-1-8	96	63.3	44	51				
	430-1-10	120	75.3	76	83				
2	430-2-2	24	26.2	11	22	0.63	2.8	5	0.91
	430-2-3	36	32.2	13	24				
	430-2-4	48	39.7	21	32				
	430-2-6	72	52.7	34	46				
	430-2-8	96	64.7	63	75				
3	430-3-2	24	27	11	24	0.63	2.8	5	1
	430-3-3	36	33	13	26				
	430-3-4	48	41.4	25	39				
	430-3-6	72	53.4	49	64				

# MODEL 416

## ADJUSTABLE SPREADER / LIFTING BEAM

Available 1st Quarter 2016!

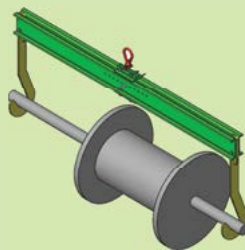
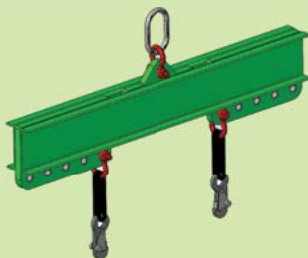
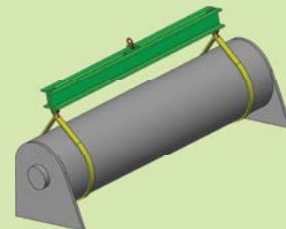
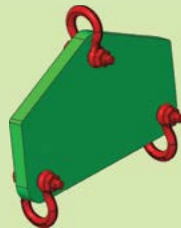
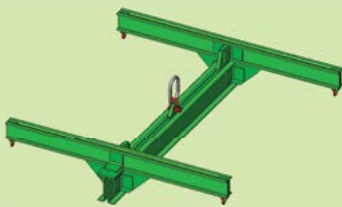


Capacity in Tons	Model Number	Spread			Bail Adj. Increment	Headroom	Beam Only Weight	Weight With Hardware	Bail Dimension			Hook O
		Max.	Middle	Min.					A	B	C	
1/4	416-1/4-2	24	18	12	3	13.5	7	9	0.38	1.5	2	0.89
	416-1/4-3	36	30	24	3	13.5	9	11				
	416-1/4-4	48	42	36	3	13.5	11	13				
	416-1/4-6	72	60	48	6	16.5	26	28				
	416-1/4-8	96	84	72	6	16.5	33	35				
	416-1/4-10	120	108	96	6	18.5	54	56				
	416-1/4-12	144	132	120	6	18.5	86	88				
	416-1/4-14	168	156	144	6	18.5	100	102				
1/2	416-1/2-2	24	18	12	3	13.9	8	11	0.38	1.5	1.94	0.89
	416-1/2-3	36	30	24	3	13.9	10	13				
	416-1/2-4	48	42	36	3	14.9	13	16				
	416-1/2-6	72	60	48	6	16.9	29	32				
	416-1/2-8	96	84	72	6	18.9	48	51				
	416-1/2-10	120	108	96	6	18.9	83	86				
1	416-1-2	24	18	12	3	19.6	13	18	0.63	2.8	4.5	0.89
	416-1-3	36	30	24	3	19.6	15	20				
	416-1-4	48	42	36	3	21.6	22	27				
	416-1-6	72	60	48	6	23.6	47	52				
	416-1-8	96	84	72	6	23.6	71	76				
2	416-2-2	24	18	12	3	21.9	18	26	0.63	2.8	4.31	0.91
	416-2-3	36	30	24	3	21.9	24	32				
	416-2-4	48	42	36	3	25.9	45	53				
	416-2-6	72	60	48	6	25.9	68	76				
3	416-3-2	24	18	12	3	24.9	21	32	0.63	2.8	4.31	1
	416-3-3	36	30	24	3	24.9	24	35				
	416-3-4	48	42	36	3	26.7	45	56				



# THE CALDWELL GROUP

Caldwell designs, fabricates, manufactures and sells an extensive line of quality, below-the-hook lifting products for almost any industry application. In addition to our standard products, we have a team of engineers who can custom design solutions to address specific lifting challenges.



Scan Code For More On  
Caldwell Lifting Beams



5025 26th Avenue • Rockford, Illinois 61109 USA  
Phone: +1.815.229.5667 • Fax: +1.815.229.5686  
Toll Free: 800.628.4263  
[caldwellinc.com](http://caldwellinc.com)

