



INNOVATIVE PRODUCTS FOR THE LOADING DOCK INDUSTRY



Safety Signal™

PATENTED

Fully-Automated Dock Communication System

Today's loading dock workers are required to work faster to meet increasing productivity demands. Higher volumes of traffic raise the risk of dock accidents. Safety Signal™ helps you meet today's demanding productivity needs while still maintaining a safe work environment, and it does so automatically!

Safety Signal™ Features:

- A patented process of activating the system's control signal with a convergent photo eye mounted to the door track, makes Safety Signal™ a fully-automated dock communication system that reduces operator error!
- An inside control panel with integrated control circuitry and high-intensity, LED lights with 180° visibility.
- A Driver-Targeted™ outside light with high-intensity, LED lights and a patented light process that targets and projects the light's beam directly at the driver's mirror.
- The option to control a dock light, fan and even interlock with your leveler saves energy and eliminates door damage caused by premature leveler start.



Driver-Targeted™
Ultra-Bright
LED Light



The Makers of the Most Versatile Dock Light Have Shed More Light on Dock Safety.

SafetySignal™ sends a clear message to both driver and dock worker.

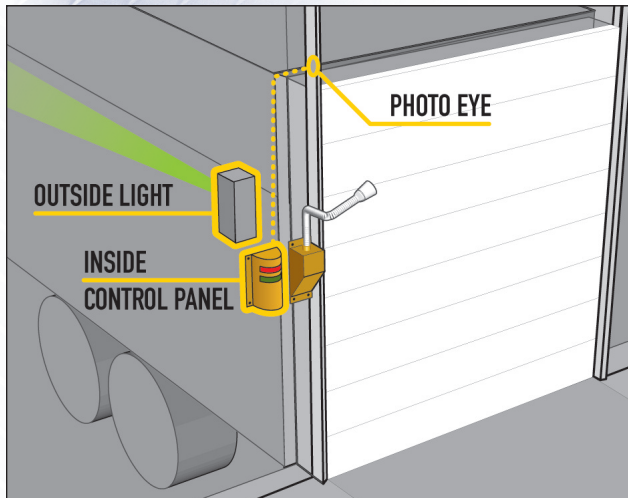


Photo eye detects **dock door down** – ● outside green LEDs let the driver know it is safe to pull away and ● inside control panel red LEDs let the dock worker know it is unsafe to load.

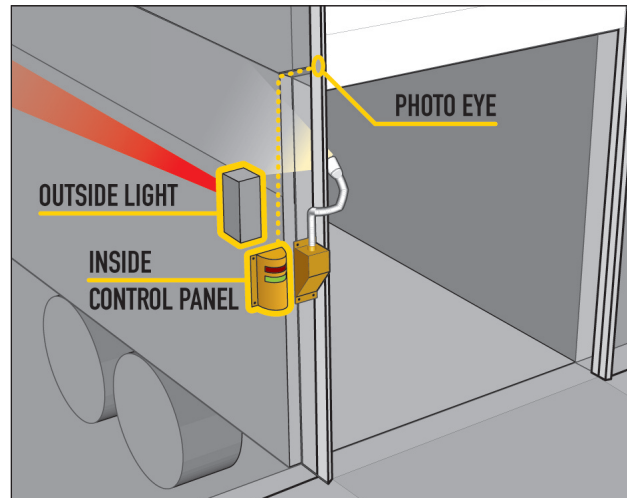



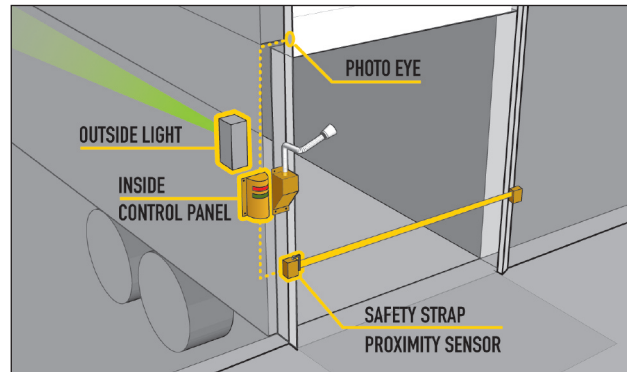
Photo eye detects **dock door up** – ● outside high-intensity red LEDs let the driver know it is not safe to pull away and ● inside control panel green LEDs let the dock worker know it is safe to load.



SafetySignal's™ high-intensity, **Driver-Targeted™** LEDs can't be ignored. The projected beam it creates reduces communication error to other truck drivers. They clearly know which signal is theirs.

Model 550 Specifications:

- Inside control panel and outside lights feature long-life LEDs
- Controlled by a microprocessor
- System is activated by a convergent photo eye
- Inside LED panel has 180° visibility
- 115 volt primary power
- Outside lights feature special focused high intensity red LEDs
- Includes: one mirror image sign "MOVE ON GREEN ONLY"
- No bypass switch



Optional Safety Strap™ – can be used with Safety Signal™ at facilities that typically keep their dock doors open. A proximity sensor detects when the strap is engaged.

Model 551:

- Powers and controls dock light

Model 552:

- Powers and controls dock light and fan

Model 553:

- Powers and controls dock light, fan & interlocks electric/ hydraulic leveler

Model 554:

- Powers and controls dock light, fan & interlocks 110V pneumatic leveler



SafetySignal™ automatically controls your dock light!

Versa Light® dock light sold separately.



PATENTED

A Product of



340 Gateway Park Drive
North Syracuse, NY 13212
Phone: 315-463-7348
Fax: 315-463-8559
www.dlmanufacturing.com

TOLL FREE 866-235-7468



PROUDLY MANUFACTURED IN THE USA

102313

Visit www.dlmanufacturing.com to view our complete line of loading dock products.