

KEMLUX III SERIES HAZARDOUS LOCATION



CAT.#		APPROVALS
JOB	TYPE	

SPECIFICATIONS

Applications -

Designed to efficiently light corrosive and Hazardous applications such as chemical, petrochemical, marine, power generation, pharmaceutical or food processing plants.

Construction -

- Vertically finned cast aluminum housing for maximum heat dissipation ensuring long component life and performance
- Separate hinged optical and electrical compartments for optimum component operation and easy installation, maintenance.
- One piece molded silicone gasket ensures weather proof seal around each individual LED; Stamped bezel provides mechanical compression to seal the optical assembly
- Modular design provides 6 mounting options
- Specialized thermal management allows up to 40°C ambient temperature ratings
- Copper-free (<0.4%) aluminum housing and cover with tan Lektrocote® powder polyester paint finish provides excellent corrosion resistance from most chemicals
- Fixture weight: 29 lbs. Shipped weight: 33 lbs.

Optics/Electrical System -

- Custom engineered LED optics providing optimally controlled and evenly distributed light
- Three distinct distributions: Type V square, Type V rectangle and Narrow

LED Light Engine -

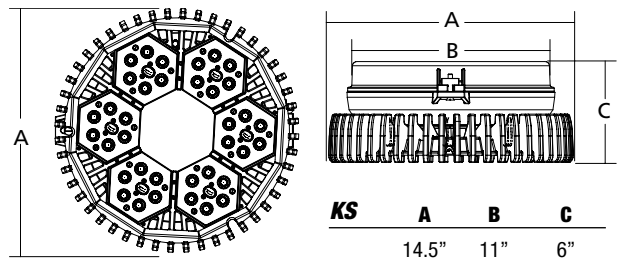
- High output LEDs delivering up to 105 lumens per watt
- CCT: 5100K
- 18, 24 and 36 LEDs on up to 6 light engines providing fail-safe redundancy

LED Driver -

- Transient voltage protection with standard 10KVA surge suppressor
- Thermal compensation management



DIMENSIONS



- Wattage: 43-86
- Minimum operating temperature of -40°C to 40°C

Listings -

- Listed to UL844 for use in hazardous locations
- CSA Listed to UL1598 Wet Location
- Class I, Division 2, Groups A, B, C & D; T-code of 5
- DesignLights Consortium® (DLC) qualified; see www.designlights.org

Warranty -

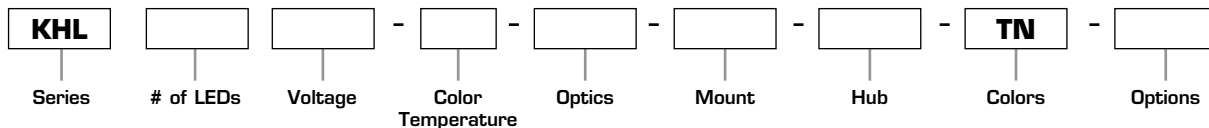
- Five years from date of purchase



Lighting Facts labels are available for specific SKUs. Contact factory for more information.

ORDERING INFORMATION

ORDERING EXAMPLE: KHL-36L-U-5K-N-C-2-TN-WG-WIH



SERIES

KHL Kemlux III LED

NUMBER OF LEDS

18L	18 High Performanc LEDs (43 watts)
24L	24 High Performanc LEDs (57 watts)
36L	36 High Performanc LEDs (86 watts)

VOLTAGE

U	120 - 277
1	120
2	208
3	240
4	277
5	480
F	347

COLOR TEMPERATURE

5K 5000° Kelvin (68 CRI)

OPTICS

5M	Type V Square
5R	Type V Rectangle
N	Narrow

MOUNT

A	Pendant
B	Wall Bracket
C	Cone
D	Stanchion 25'
N	None (Mount ordered separately)
S	Straight stanchion
X	Ceiling Mount
Y	Yoke Mount

ACCESSORIES (Order as separate part #)

WG Wire Guard

HUB

2	¾"
Available with A, C, X Mount	
3	1"
Available with A, C, X Mount	
4	1 ¼"
5	1 ½"
Available with S, D Mount	

COLORS

TN Tan

OPTIONS


F(x) Fusing¹

Notes:
1. Fusing 1-120V, 2-208V, 3-240V, 4-277V, 6-347V

MOUNTING OPTIONS



PENDANT MOUNT



CONE MOUNT



CEILING MOUNT



STANCHION (0°) MOUNT



STANCHION (25°) MOUNT



WALL MOUNT

LED SYSTEM INFORMATION

NUMBER OF LED's	DRIVE CURRENT (MILLIAMPS)	INPUT WATTS	DISTRIBUTION	TOTAL LUMENS	LUMENS PER WATT	HID EQUIVALENT
18	STD. (700 MA)	43	N	4410	103	100w HID
			5M	4323	101	
			5R	4405	102	
24		57	N	5988	105	175w HID
			5M	5712	100	
			5R	5896	103	
36		86	N	9004	105	250w HID
			5M	8473	99	
			5R	8747	102	

¹Lumen values are from photometric tests performed in accordance with IESNA LM-79-08. Data is considered to be representative of the configurations shown. Actual performance may differ as a result of end-user environment and application.

PROJECTED LUMEN MAINTENANCE

AMBIENT TEMPERATURE	0	25,000	50,000	¹ TM-21-11 60,000	100,000	CALCULATED L70 (HOURS)
10°C / 50°F	1.01	1.00	0.99	0.99	0.97	>1,085,000
25°C / 77°F	1.00	0.99	0.98	0.98	0.96	>1,085,000
40°C / 104°F	0.99	0.98	0.96	0.96	0.94	>706,000

¹ Projected per IESNA TM-21-11
Data references the extrapolated performance projections for the SCP-36LU-5K base model in a 40°C ambient, based on 10,000 hours of LED testing per IESNA LM-80-08.

ELECTRICAL DATA

NUMBER OF LED's	NUMBER OF DRIVERS	DRIVE CURRENT (MILLIAMPS)	INPUT VOLTAGE (V)	SYSTEM POWER (W)	CURRENT (AMPS)	T-CODE
18	1	STD. (700 MA)	120	43	0.36	T5
			277	45	0.20	
			347	43	0.13	
			480	43	0.11	
24	2		120	57	0.48	T5
			277	59	0.24	
			347	56	0.17	
			480	57	0.13	
36	3		120	86	0.73	T5
			277	89	0.35	
			347	84	0.25	
			480	85	0.20	

PHOTOMETRIC REPORT

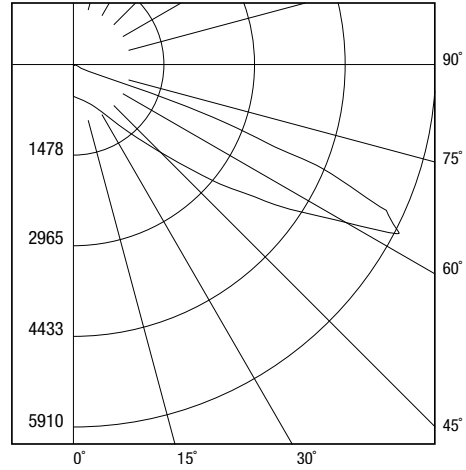
REPORT NUMBER: KXL-36L-X-5K-5M

LUMINANCE DATA (cd/sq.m)

ANGLE IN DEGREES	AVERAGE 0-DEG	AVERAGE 45-DEG	AVERAGE 90-DEG
45	36714	38224	36501
55	64143	91715	63284
65	47593	182242	47788
75	2539	17775	2645
85	1257	1571	1414

ZONAL LUMEN SUMMARY

ZONE	LUMENS
0-30	557.83
0-40	1309.22
0-60	5689.70
0-90	8461.34



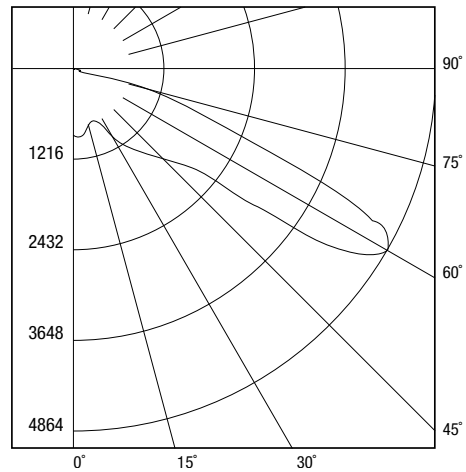
REPORT NUMBER: KXL-36L-X-5K-5R

LUMINANCE DATA (cd/sq.m)

ANGLE IN DEGREES	AVERAGE 0-DEG	AVERAGE 45-DEG	AVERAGE 90-DEG
45	33189	34371	30033
55	97444	53401	47123
65	128719	104809	8197
75	41158	28409	1852
85	8798	2985	1414

ZONAL LUMEN SUMMARY

ZONE	LUMENS
0-30	765.65
0-40	1585.54
0-60	5239.6
0-90	8747.08



REPORT NUMBER: KXL-36L-X-5K-N

LUMINANCE DATA (cd/sq.m)

ANGLE IN DEGREES	AVERAGE 0-DEG	AVERAGE 45-DEG	AVERAGE 90-DEG
45	55516	55516	55516
55	3485	3485	3485
65	1620	1620	1620
75	1799	1799	1799
85	1728	1728	1728

ZONAL LUMEN SUMMARY

ZONE	LUMENS
0-30	4255.62
0-40	6587.47
0-60	8904.83
0-90	9004.24

