

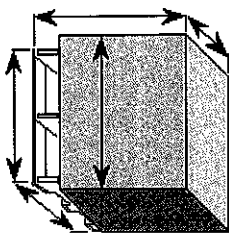
Pallet Rack Specification Sheet

End-User Ref	Telephone
Salesman	Fax
Store	Email
State	Date

Pallet & Load

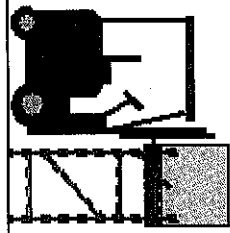
Height _____ Width _____ Depth _____

Weight _____ Same size Pallet and Load? **(circle one)** Yes No Overhang _____



Loading Equipment

Does the customer have a lift truck? If not, how will loads be placed up into the racks?



Lift Capacity _____

Max Lift Height _____

Turning Circle _____


Building

Length _____ Width _____


Clear Height _____ Look for obstructions! Look for sprinklers!

Seismic Zone? (Please give Zip Code) _____

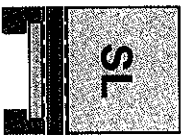
Look for obstructions, walkways, and doors!



Shelf Loading



Ledge Loading or Shelf Loading? (Please Circle)



Wire Deck? (Please Circle)

Yes No




Layout

Number of shelves _____ Number of bays _____ Flue space _____

1) Number of rows _____ Back to back rows? _____

Number of shelves _____ Number of bays _____ Flue space _____

2) Number of rows _____ Back to back rows? _____



Please make a detailed sketch on a separate sheet.

800-438-5629 • www.wirewayhusky.com

