



NUMERICAL INDEX

OPTIONS			
22.....	5 & 7		
23.....	2 & 5		
24.....	2		
25.....	5 & 7		
26.....	5 & 7		
31.....	7		
2100.....	2		
2102.....	2		
2130.....	5		
2130-21 .....	5		
2135.....	4		
2135-21 .....	4		
2135-P.....	4		
2135-P21.....	4		
2135-S.....	5		
2135-S21.....	5		
2145.....	9		
2145-21 .....	9		
2150.....	6		
2150-21 .....	6		
2155.....	6		
2155-21 .....	6		
2156.....	7		
2156-21 .....	7		
2156-31 .....	7		
2165W .....	8		
2166W .....	9		
2167W .....	8		
2175W .....	8		
2188W .....	11		
21335.....	3		
21335-1 .....	3		
67100.....	36		
67200.....	36		
67202.....	37		
67203.....	37		
67231.....	35		
67235.....	34		
67236.....	35		
67237.....	35		
C-SERIES			
C-40B.....	12		
C-40G .....	12		
C-40X.....	12		
C-50B.....	12		
G, GS & GW-SERIES			
G-1000.....	47		
G-1020.....	47		
G-1022.....	47		
G-1030.....	47		
G-1033.....	47		
G-3044.....	47		
GS-3000 .....	45		
GS-3020 .....	45		
GS-3022 .....	45		
GS-3030 .....	45		
GS-3033 .....	45		
GS-3040 .....	45		
GW-2000.....	46		
GW-2020.....	46		
GW-2022.....	46		
GW-3030.....	46		
GW-3033.....	46		
GW-3040.....	46		
H-SERIES			
H-18 .....	21		
H-25 .....	21		
H-40 .....	20		
H-40R.....	20		
H-41 .....	20		
H-41R.....	20		
H-42 .....	20		
H-43 .....	21		
H-43R.....	21		
H-48 .....	20		
HS-54 .....	21		
HS-54R .....	21		
IV & IVS SERIES			
IV-31 .....	25		
IV-33.....	28		
IV-34.....	28		
IV-35.....	25		
IV-37.....	25		
IV-40.....	24		
IV-41.....	31		
IV-42.....	31		
IV-43.....	31		
IV-44.....	31		
IV-45.....	24		
IV-46.....	31		
IV-47.....	24		
IV-48.....	33		
IV-50.....	32		
IV-51B.....	32		
IV-51S.....	32		
IV-52B.....	32		
IV-52S.....	32		
IV-55.....	33		
IV-57.....	33		
IV-56.....	32		
IV-56B.....	32		
IV-60.....	33		
IV-59.....	33		
IV-59B.....	33		
IV-59G.....	33		
IV-59O.....	33		
IV-59R.....	33		
IV-314.....	25		
IV-334.....	28		
IV-344.....	28		
IV-354.....	25		
IV-374.....	25		
IV-404.....	24		
IV-454.....	24		
IV-474.....	24		
IV-485.....	33		
IV-604.....	29		
IV-606.....	29		
IV-610.....	29		
IV-614.....	29		
IV-616.....	29		
IVS-31.....	26		
IVS-312.....	26		
IVS-314.....	26		
IVS-352.....	26		
IVS-354.....	26		
IVS-702.....	30		
IVS-704.....	30		
IVS-734.....	30		
IVS-736.....	30		
IVS-7332.....	27		
IVS-7334.....	27		
IVS-7336.....	27		
M & MS SERIES			
M-20 .....	22		
M-21 .....	22		
M-22 .....	22		
M-24 .....	23		
M-29 .....	22		
MS-23 .....	23		
MS-29 .....	23		
SS SERIES			
SS-140.....	14		
SS-150.....	14		
SS-160.....	44		
SS-166.....	44		
SS-170.....	44		
SS-177.....	44		
SS-190.....	16		
SS-199.....	16		
SS-2162.....	10		
SS-2169.....	10		
SS-2172.....	11		
SS-2179.....	11		
T, TB, TC, TP, TR & TS SERIES			
T-10.....	13		
T-40.....	14		
T-42.....	14		
T-50.....	14		
T-52.....	14		
T-60.....	39		
T-66.....	39		
T-70.....	38		
T-77.....	38		
T-79.....	38		
T-88.....	39		
T-6142.....	17		
T-6150.....	17		
T-6242.....	17		
T-6250.....	17		
T-6842.....	15		
T-6850.....	15		
TB-206 .....	18		
TB-212 .....	18		
TB-2061 .....	18		
TB-2062 .....	18		
TC-50 .....	18		
TC-233 .....	18		
TP-24R.....	42		
TP-24W .....	42		
TP-32R.....	42		
TP-32W .....	42		
TR-13R.....	41		
TR-13S.....	40		
TR-13W .....	41		
TR-20R.....	41		
TR-20S.....	40		
TR-20W .....	41		
TR-32R.....	41		
TR-32S.....	40		
TR-32W .....	41		
TS160.....	43		
TS-170.....	43		
TS-199.....	43		





CHROME SERIES STOOLS

Clinton Chrome Series stools are a classic. With sturdy construction and dependable spin lift, these stools offer practical, comfortable seating and very affordable prices.

Clinton’s Chrome Series Stools are an excellent choice for multi-purpose office or clinic use.

Key Series Stools feature:

- Chrome 1" diameter, S-Style, all chrome frame
- 19 1/2" diameter bases
- Comfortable, padded seat
- Seat is mounted to a 1/4" x 6" square steel plate
- 2" rubber wheel casters
- Solid steel, machine screw, spin height adjustment
- Premium, stain-resistant, woven, knit-backed, vinyl upholstery
- Maximum load capacity 250 lbs. under normal use



Chrome Base Stool

- Square foot ring
- 2" rubber wheel, ball bearing casters
- Weight: 18 lbs.
- Box dimensions: 16"x16"x16"

2100	seat diameter	height range
	14"	19" – 25 1/2"

Chrome Base Stool

- Round foot ring
- 2" rubber wheel, ball bearing casters
- Weight: 18 lbs.
- Box dimensions: 16"x16"x16"

2102	seat diameter	height range
	14"	19" – 25 1/2"

OPTIONS FOR CHROME SERIES STOOLS



23



24

Optional Glides

- Reduces stool height by 2 1/2"

23

Optional Rubber Tips

- Reduces stool height by 2 1/2"

24



KEY SERIES STOOLS

Clinton Key Series stools put practical on a new level. The most economical stool in our line features pneumatic height adjustment, easy roll, dual wheel casters, great looks and an even better price point.

Clinton’s Key Series Stools are the best combination of quality and price.

Key Series Stools feature:

- Thick padded seat for comfort
- 21" Black nylon, 5-leg base
- Nylon dual wheel casters
- Easy, pneumatic height adjustment
- Premium, stain-resistant, woven, knit-backed, vinyl upholstery
- Maximum load capacity 250 lbs. under normal use



Economic, 5-Leg Pneumatic Stool

- 21" diameter Black base
- 2" dual wheel, hooded casters
- Weight: 17 lbs.
- Box dimensions: 22"x23"x11"

21335	seat diameter	height range
	15"	18" – 23"

Economic, 5-Leg Pneumatic Stool with Backrest

- 21" diameter Black base
- 2" dual wheel, hooded casters
- Weight: 23 lbs.
- Box dimensions: 22"x23"x15"

21335-1	seat diameter	height range
	15"	18" – 23"



STANDARD SERIES,  
NYLON BASE STOOLS

The Standard Series includes some of our most popular models. Comfortable, with an ultra-stable design, these stools are the perfect choice for a wide variety of applications.

Standard Series, Nylon Base Stools feature:

- One-piece, American-made, nylon base with 3 color options
- Full size diameter top and base for comfort and stability
- 5-leg design for greater stability
- 4" thick seat for extra comfort
- 2 1/2" dual wheel hooded casters
- Single lever, pneumatic, or easy spin collar height adjustment
- All seats have 3/4" solid plywood base
- Customizable with options
- Knock-down design saves money on shipping
- Easy "no tools required" assembly
- Premium, stain-resistant, woven, knit-backed, vinyl upholstery
- Maximum load capacity 250 lbs. under normal use



**Black Base, 5-Leg, Pneumatic Stool**

- 24" diameter base
- Weight: 17 lbs.
- Box dimensions: 22"x23"x10"

2135	seat diameter	height range
	16"	19" – 24"

**Black Base, 5-Leg, Pneumatic Stool with Backrest**

- Weight: 23 lbs.
- Box dimensions: 22"x23"x15"

2135-21 same as 2135 with -21 backrest

**Black Base, 5-Leg, Spin Lift Stool**

- Screw height adjustment with collar
- Top can spin without affecting height
- 24" diameter base
- Weight: 17 lbs.
- Box dimensions: 22"x23"x10"

2130	seat diameter	height range
	16"	18" – 22"

**Black Base, 5-Leg Spin Lift Stool with Backrest**

- Weight: 23 lbs.
- Box dimensions: 22"x23"x15"

2130-21 same as 2130 with -21 backrest



OPTIONS FOR ALL PNEUMATIC STANDARD SERIES, NYLON-BASE STOOLS

**Optional Glides**

- Black only (fits all nylon base stools)

23

**Optional Soft Roll Casters**

- Glides quietly even on hard surfaces (Black only)

25

**Optional Extra Tall Pneumatic Cylinder (upcharge) (not available for 2130)**

- Adds 4" to low height with 7 1/2" travel

26

**Optional Foot Ring**

- Height adjustable, chrome ring with black hub
- **NOTE:** Must order option 26, Extra Tall Cylinder, so the foot ring can be fitted on stool.
- Weight: 8 lbs.

22





PREMIER SERIES,  
ALUMINUM BASE STOOLS

Contemporary and comfortable with a sturdy aluminum base, these stools make any seated task easier than ever. Plus, the tough aluminum bases give these stools that extra durability for years of everyday service.

Premier Series, Aluminum Base Stools feature:

- Premium, die cast, aluminum base with satin finish top
- Full size diameter top and base for comfort and stability
- 5-leg design for greater stability
- 4" thick seat for extra comfort
- Chrome or black hooded, dual wheel, nylon casters
- Pneumatic, or easy-spin, collar height adjustment
- All seats have 3/4" solid plywood base
- Two styles of bases and lever controls
- Knock-down design saves money on shipping
- Easy "no tools required" assembly
- Premium, stain-resistant, woven, knit-backed, vinyl upholstery
- Customizable with options
- Maximum load capacity 250 lbs. under normal use



5-Leg Spin-Lift Stool

- 23" cast aluminum base
- Dual wheel casters with black hoods
- Screw height adjustment with collar
- Top can spin without affecting height
- Weight: 17 lbs.
- Box dimensions: 22"x23"x10"

2150	seat diameter	height range
	16"	18" – 22"

5-Leg Spin Lift Stool with Backrest

- Weight: 23 lbs.
- Box dimensions: 22"x23"x15"

2150-21	same as 2150 with -21 backrest	
---------	--------------------------------	--

5-Leg Pneumatic Stool

- 23" cast aluminum base
- Black hooded dual wheel casters
- Weight: 17 lbs.
- Box dimensions: 22"x23"x10"

2155	seat diameter	height range
	16"	19" – 24"

5-Leg Pneumatic Stool with Backrest

- Weight: 23 lbs.
- Box dimensions: 22"x23"x15"

2155-21	same as 2155 with -21 backrest	
---------	--------------------------------	--

5-Leg Pneumatic Stool

- 23" cast aluminum base with stylish black accents
- Chrome hooded, dual wheel casters
- Large, easy to locate, D-shaped height lever
- Weight: 17 lbs.
- Box dimensions: 22"x23"x10"

2156	seat diameter	height range
	16"	18 1/2" – 23 1/2"

5-Leg Pneumatic Stool with Backrest

- Weight: 23 lbs.
- Box dimensions: 22"x23"x15"

2156-21	same as 2156 with -21 backrest	
---------	--------------------------------	--

5-Leg Pneumatic Stool with D-Shaped Backrest

- Weight: 23 lbs.
- Box dimensions: 22"x23"x15"

2156-31	same as 2156 with -31 backrest	
---------	--------------------------------	--



OPTIONS FOR ALL PREMIER SERIES, ALUMINUM BASE STOOLS

Optional D-Shaped Backrest

- Depth adjustable
- Weight: 8 lbs.

31

Optional Extra Tall Pneumatic Cylinder (upcharge) (not available for 2150)

- Adds 4" to low height with 7 1/2" travel

26

Optional Glides

- Black only (fits all aluminum base stools)

23

Optional Soft Roll Casters

- Glides quietly even on hard surfaces (Black only)

25

Scuff Protectors

- Plastic tips protect base (Black only)

27

Optional Foot Ring

- Height adjustable, chrome ring with black hub
- **NOTE:** Must order option 26, Extra Tall Cylinder, so the foot ring can be fitted on stool.
- Weight: 8 lbs.

22



SPECIALTY STOOLS

Clinton Specialty Stools are designed to meet special needs. These stools feature smooth roll casters, sturdy construction and seats that are engineered to make tasks more comfortable for lab technicians and clinicians.

Specialty Stools feature:

- Contemporary styling
- Cast aluminum bases
- Extra comfort seats
- Pneumatic cylinder, height adjustment
- Premium, stain-resistant, woven, knit-backed, vinyl upholstery
- Maximum load capacity 250 lbs. under normal use



- Contour Seat Office Chair**
- 24" cast aluminum base
  - Soft roll, dual wheel, hooded casters
  - Adjustable, contour backrest with high impact back shroud and fully adjustable tilting seat
  - *Weight: 33 lbs.*
  - *Box dimensions: 22"x23"x15"*

2175W	seat diameter	height range
	18"	17" – 22"

- Ergonomic Designed Task Chair**
- 24" powder coated, black, aluminum base
  - Soft roll, dual wheel, hooded casters
  - Adjustable, contour backrest with high impact back shroud and fully adjustable tilting seat
  - *Weight: 33 lbs.*
  - *Box dimensions: 22"x23"x15"*

2167W	seat diameter	height range
	18"	17" – 22"

- Ergonomic Designed Task Chair**
- 24" powder coated, black, aluminum base
  - Soft roll, dual wheel, hooded casters
  - Adjustable, contour backrest with high impact back shroud and fully adjustable tilting seat
  - Adjustable padded armrests
  - *Weight: 39 lbs.*
  - *Box dimensions: 22"x23"x15"*

2165W	seat diameter	height range
	18"	17" – 22"

- Lab Stool with Contour Seat and Backrest**
- 23" cast aluminum base
  - Adjustable, contour backrest with high impact back shroud
  - Soft roll, dual wheel, hooded, casters
  - Adjustable padded armrests
  - Adjustable foot ring
  - *Weight: 42 lbs.*
  - *Box dimensions: 23"x23"x21"*

2188W	seat diameter	height range
	18"	21" – 28 1/2"

- Lab Stool with Contour Seat and Backrest**
- 23" cast aluminum base
  - Adjustable, contour backrest with high impact back shroud
  - Soft roll, dual wheel, hooded casters
  - Adjustable foot ring
  - *Weight: 34 lbs.*
  - *Box dimensions: 23"x23"x21"*

2166W	seat diameter	height range
	18"	21" – 28 1/2"

- Hands-Free Stool**
- 24" powder coated, black, aluminum base
  - 4" thick, round seat
  - Foot-activated, height control
  - *Weight: 25 lbs.*
  - *Box dimensions: 24"x24"x24"*

2145	seat diameter	height range
	16"	19 1/2" – 24 1/2"

- Hands-Free Stool with Backrest**
- *Weight: box one–25 lbs.; box two–8 lbs.*
  - *Box dimensions: 24"x24"x24" & 22"x23"x10"*

2145-21 same as 2145 with -21 backrest





STAINLESS STEEL STOOLS

Clinton stainless steel stools are built for those who prefer the classic durability and good looks of stainless steel construction along with dependable, precise, screw height adjustment.

Stainless Steel Stools feature:

- Contemporary styling
- Stainless steel bases
- Classic, machine-screw, height adjustment
- Premium, stain-resistant, woven, knit-backed, vinyl upholstery on select models
- Maximum load capacity 250 lbs. under normal use

\* Clinton stainless steel stools are NOT MRI compatible



SS-2162

\*Stainless Steel Stool with Casters

- 15" diameter stainless steel seat
- Extra wide base for stability
- Polished, stainless steel seat with recessed black vinyl insert
- 2" Rubber wheel ball bearing casters
- Round foot ring
- All welded, stainless steel frame
- Weight: 17 lbs.
- Box dimensions: 16"x16"x20"

SS-2162	seat diameter	height range
	15"	21 <sup>1</sup> / <sub>2</sub> " – 28 <sup>1</sup> / <sub>2</sub> "

\*Stainless Steel Stool with Rubber Feet

- 15" diameter stainless steel seat
- Extra wide base for stability
- Polished, stainless steel seat with recessed black vinyl insert
- Round foot ring
- All welded, stainless steel frame
- Weight: 17 lbs.
- Box dimensions: 16"x16"x20"

SS-2169	seat diameter	height range
	15"	19" – 26"



SS-2169

\* Clinton Stainless steel products are not MRI compatible.

\*Stainless Steel Stool with Casters

- 4" thick padded seat for comfort
- Smooth, machine-screw, height adjustment
- 2" Rubber wheel, ball bearing casters
- Round foot ring
- All welded, stainless steel frame
- Easy-clean upholstery
- Extra wide base for stability
- Weight: 19 lbs.
- Box dimensions: 16"x16"x27"

SS-2172	seat diameter	height range
	14"	25" – 29 <sup>1</sup> / <sub>2</sub> "

\*Stainless Steel Stool with Rubber Feet

- 4" thick, padded seat for comfort
- Smooth, machine-screw- height adjustment
- Round foot ring
- All welded, stainless steel frame
- Easy-clean upholstery
- Extra wide base for stability
- Weight: 19 lbs.
- Box dimensions: 16"x16"x27"

SS-2179	seat diameter	height range
	14"	22 <sup>1</sup> / <sub>2</sub> " – 27"



SS-2179

\* Clinton Stainless steel products are not MRI compatible.



SS-2172

PREMIUM SIDE CHAIRS

With a classic design, sturdy metal frame and comfortable, padded seat and backrest, Clinton premium side chairs are the perfect addition to exam rooms offices or clinics.

Premium Side Chairs feature:

- Ultra-durable, powder-coated frame
- Heavy duty, 1 1/2" diameter legs
- All seats and backrests have solid, plywood base
- Plastic, seat back wall guard with soft surface
- 2" thick, firm foam, padded seat and backrest
- Adjustable leg levelers
- Contour seat and backrest
- Heavy duty, knit-backed, vinyl upholstery
- Field replaceable seats and backs
- 300 lbs. load capacity under normal use



**Black Frame Chair without Arms**  
• Weight: 28 lbs.  
• Box dimensions: 25"x22"x28"

C-40B	seat	seat height
	17 1/2" x 18"	18"

**Gray Frame Chair without Arms**  
• Weight: 28 lbs.  
• Box dimensions: 25"x22"x28"

C-40G	seat	seat height
	17 1/2" x 18"	18"

**Extra-Wide Gray Frame Chair without Arms**  
• Dual bars under seat for extra support

C-40X	seat	seat height
	32" x 20"	20"

**Black Frame Chair with Arms**  
• Durable contour plastic arms  
• Weight: 26 lbs.  
• Box dimensions: 22"x24"x29"

C-50B	seat	seat height
	17 1/2" x 18"	18"



Adjustable foot rest

Wall guard

EXAM LIGHT

The Clinton Exam Light is practical and very affordable. Its double shade design helps keep the outer surface cooler while providing bright light for exams and minor procedures.

Exam Light features:

- UL approved lamp & cord
- Grounded, three-prong, cord
- Chrome finish pole & base
- Inner/outer "cool shade" system
- Flexible, gooseneck arm
- Uses up to a 60 Watt incandescent bulb or equivalent (not included)



**Gooseneck Lamp**  
• Weighted chrome base  
• Weight: 15 lbs.  
• Box dimensions: 28"x13"x7"

T-10	base diameter	height range
	11"	50" – 74"



Inner shade helps keep outer shade cooler

T-10



STANDARD STEP STOOLS

Clinton's Step Stools fit a wide variety of needs and budgets. Choose from our classic chrome models or versatile stainless steel stools. All stools are made with 1" tubing, topped with rubber safety tread.

Standard Step Stools feature:

- All welded, steel base and top (no screws or rivets)
- Rubber tread top for safety
- Reinforced rubber feet
- Chrome or stainless steel construction
- 1" steel tube with X-frame top support
- 350 lbs. load capacity under normal use



Chrome Step Stool

- Durable, chrome finish
- Weight: 9 lbs.
- Box dimensions: 19"x17"x11"

T-40	length	width	height
	14 <sup>1</sup> / <sub>4</sub> "	11 <sup>1</sup> / <sub>4</sub> "	9"

Chrome Step Stools

- Weight: 18 lbs.
- Box dimensions: 19"x17"x11"

T-42 same as T-40 but 2 per box

Chrome Step Stool with Hand Rail

- Durable, chrome finish
- 7/8" diameter handrail 36" high
- Weight: box one-9 lbs.; box two-4 lbs.
- Box dimensions: 19"x17"x11" & 15"x37"x2"

T-50	length	width	height
	14 <sup>1</sup> / <sub>4</sub> "	11 <sup>1</sup> / <sub>4</sub> "	9"

Chrome Step Stools with Hand Rail

- Weight: box one-18 lbs.; box two-8 lbs.
- Box dimensions: 19"x17"x11" & 15"x37"x2"

T-52 same as T-50 but 2 per box

\*Stainless Steel Step Stool

- All welded construction
- Rubber tread top for safety
- Reinforced rubber feet
- Weight: 7 lbs.
- Box dimensions: 19"x17"x11"

SS-140	length	width	height
	14 <sup>1</sup> / <sub>4</sub> "	11 <sup>1</sup> / <sub>4</sub> "	9"

\*Stainless Steel Step Stool

- All welded construction
- Rubber tread top for safety
- 7/8" diameter handrail 36" high
- Reinforced rubber feet
- Weight: box one-7 lbs.; box two-4 lbs.
- Box dimensions: 19"x17"x11" & 15"x37"x2"

SS-150	length	width	height
	14 <sup>1</sup> / <sub>4</sub> "	11 <sup>1</sup> / <sub>4</sub> "	9"

\* Clinton stainless steel products are not MRI compatible.

Chrome, Two-Step Step Stool

- Durable, chrome finish
- Extra-wide and deep tops
- Reinforced base and top
- First step 10" high x 12<sup>1</sup>/<sub>4</sub>" x 17<sup>1</sup>/<sub>4</sub>"
- Weight: 27 lbs.
- Box dimensions: 29"x19"x19"

T-6842	length	width	height
	27"	17 <sup>1</sup> / <sub>4</sub> "	17 <sup>1</sup> / <sub>4</sub> "



Chrome, Two-Step Step Stool with Handrail

- Same as T-6842 with angled handrail 43" at highest point
- Handrail can be attached on either side for left hand or right hand use
- Weight: box one-27 lbs.; box two-7 lbs.
- Box dimensions: 29"x19"x19" & 15"x35"x4"

T-6850	length	width	height
	27"	17 <sup>1</sup> / <sub>4</sub> "	17 <sup>1</sup> / <sub>4</sub> "



BARIATRIC STEP STOOLS

Clinton's Bariatric Step Stools use sturdy, welded steel construction to provide the extra support needed to safely accommodate bariatric patients.

Bariatric Step Stools feature:

- All welded steel base and top (no screws or rivets)
- Extra reinforcement for larger loads
- Rubber tread top for safety
- Reinforced rubber feet
- Chrome finishes
- 1" steel tube frame
- 600 lbs. load capacity under normal use



Chrome Bariatric Step Stool

- Durable chrome finish
- Welded reinforced "X" brace
- Weight: 11 lbs.
- Box dimensions: 19"x17"x11"

T-6142	length	width	height
	14 <sup>1</sup> / <sub>4</sub> "	11 <sup>1</sup> / <sub>4</sub> "	9"

Chrome Bariatric Step Stool with Handrail

- Same as T-6142 with 1" diameter handrail, 36" high
- Weight: box one-11 lbs.; box two-4 lbs.
- Box dimensions: 19"x17"x11" & 15"x37"x2"

T-6150	length	width	height
	14 <sup>1</sup> / <sub>4</sub> "	11 <sup>1</sup> / <sub>4</sub> "	9"

Large Top, Chrome, Bariatric Step Stool

- Durable chrome finish
- Extra wide and deep top
- Welded reinforced "X" brace
- Weight: 12 lbs.
- Box dimensions: 21"x16"x10"

T-6242	length	width	height
	17 <sup>1</sup> / <sub>4</sub> "	12 <sup>1</sup> / <sub>4</sub> "	9"

Large Top, Chrome, Bariatric Step Stool with Handrail

- Same as T-6242 with 1" diameter handrail, 36" high
- Weight: box one-12 lbs.; box two-5 lbs.
- Box dimensions: 21"x16"x10" & 16"x37"x3"

T-6250	length	width	height
	17 <sup>1</sup> / <sub>4</sub> "	12 <sup>1</sup> / <sub>4</sub> "	9"



\*Stainless Steel Stacking Stools

- Use individually, connect multiple stools end to end, or side by side to create a larger platform
- Rubber feet and rubber tread top for safety
- Welded, stainless steel construction
- Stools easily stack for storage
- Optional transport cart for easy storage
- Order individually
- Weight: 11 lbs.
- Box dimensions: 20"x14"x6"

SS-190	length	width	height
	18"	12"	5 <sup>1</sup> / <sub>4</sub> "



Side-by-side configuration

\*Stainless Steel Transport Cart

- Storage and transport cart for SS-190 step stools only
- Easy-roll, ball bearing casters
- Stools sold separately
- Weight: 9 lbs.
- Box dimensions: 15"x22"x5"

SS-199	length	width	height
	20 <sup>1</sup> / <sub>2</sub> "	13 <sup>1</sup> / <sub>2</sub> "	36"



Cart with Stools

Empty cart



Stacked for storage

\* Clinton stainless steel products are not MRI compatible.



T-6250 (Large Top)

T-6150

T-6142

T-6242 (Large Top)



UTILITY CARTS

Lightweight and economical, Clinton Utility Carts are the perfect choice for a wide variety of office, hospital or clinic applications. Choose from easy clean plastic model or classic, epoxy-coated, wire basket model.



TC-50



TC-233

- Value, Plastic Utility Cart**
- 3 plastic shelves 15<sup>1</sup>/<sub>2</sub>" x 19<sup>1</sup>/<sub>2</sub>"
  - Aluminum uprights
  - 2 push handles with shelves rimmed on all sides
  - Easy assembly
  - Opening between shelves 10<sup>1</sup>/<sub>2</sub>"
  - 200 lbs. load capacity under normal use
  - Shipping weight: 18 lbs.
  - Box dimensions: 25"x19"x13"

TC-50	length	width	height to top shelf 29"
	22 <sup>3</sup> / <sub>4</sub> "	16"	

- Folding Cart Frame**
- Chrome plated frame
  - Large, 4" rubber ball bearing casters thread into place for extra longevity
  - Basket holders are epoxy coated
  - Baskets not included (mix & match heights)
  - 70 lbs. load capacity, distributed
  - Shipping weight: 23 lbs.
  - Box dimensions: 24"x47"x7"

TC-233	length	width	height to top handles 39 <sup>1</sup> / <sub>2</sub> "
	20 <sup>1</sup> / <sub>2</sub> "	30 <sup>1</sup> / <sub>2</sub> "	

- 6" Wire Basket**
- Heavy gauge, steel wire construction
  - White, epoxy coated finish
  - Shipping weight: 7 lbs.
  - Box dimensions: 28"x16"x7"

TB-206	length	width	height
	14 <sup>1</sup> / <sub>2</sub> "	24 <sup>1</sup> / <sub>2</sub> "	6"

- 12" Wire Basket**
- Heavy gauge, steel wire construction
  - White, epoxy coated finish
  - Weight: 8 lbs.
  - Box dimensions: 28"x16"x13"

TB-212	length	width	height
	14 <sup>1</sup> / <sub>2</sub> "	24 <sup>1</sup> / <sub>2</sub> "	12"

- Basket Set/One 6" & One 12"**
- Weight: 11 lbs.
  - Box dimensions: 28"x16"x15"

TB-2061
---------

- Basket Set/Two 6"**
- Weight: 10 lbs.
  - Box dimensions: 28"x16"x9"

TB-2062
---------



Easy to maneuver and built for years of service, Clinton Hampers rate high in cost/value analysis. Select from 10 models to meet your needs.



H-40 lid prop



H-40 bag holder



Square Tilt-Lid Hamper

- White, epoxy coated, steel lid
- Fold-down prop to keep lid open
- Chrome plated steel frame
- Pedal activated lid
- Heavy duty, bag support and holder
- White holder for extra plastic bags
- Four 3" casters, 2 with locks
- Weight: 25 lbs.
- Box dimensions: 20"x22"x10"

H-40	length	width	height
	18 <sup>5</sup> / <sub>8</sub> "	19 <sup>1</sup> / <sub>2</sub> "	37 <sup>1</sup> / <sub>2</sub> "

H-40R same as H-40 with red lid

18" Round Tilt-Lid Hamper

- Chrome plated, steel lid and frame
- Spring-loaded, foot operated lid
- M-style base with bag support
- 4 rubber wheel, ball bearing casters
- Shipping weight: 20 lbs.
- Box dimensions: 27"x21"x8"

H-41	diameter	height
	19 <sup>1</sup> / <sub>2</sub> "	36 <sup>1</sup> / <sub>2</sub> "

H-41R same as H-41 with red lid

Economy 18" Round Hamper

- Chrome plated, steel frame
- Bag support bars
- 3 rubber wheel, ball bearing casters
- Shipping weight: 11 lbs.
- Box dimensions: 36"x20"x5"

H-48	diameter	height
	19"	35"

Adjustable Folding Hamper

- Chrome plated, steel frame
- Adjusts to fit 18", 22" or 25" bags
- Folds for compact storage
- All-steel bag rest chrome plated
- Four, 3" rubber wheel, ball bearing casters
- Weight: 15 lbs.
- Box dimensions: 21"x40"x3"

H-42	length	width	height
	19 <sup>3</sup> / <sub>4</sub> "	19 <sup>3</sup> / <sub>4</sub> "	42"

18" Triangular Hamper with Lid

- Ultra-durable, white, powder-coated finish
- Space saver, triangular design
- Foot-operated, tilt lid with bumper
- Base bumper guards for wall protection
- Easy-to-use, extra wide, chrome foot peddle
- Solid, heavy gauge shelf keeps bags elevated
- 3" easy-roll, swivel, ball bearing casters
- Rigid construction with all-welded base and top frame
- Accommodates 18" diameter bags
- KD design saves on shipping costs
- Weight: 25 lbs.
- Box dimensions: 22"x23"x7"

H-43	diameter	height
	18"	32"

H-43R same as H-43 with red lid

\*18" Stainless Steel Triangular Hamper with Lid\*

- All stainless steel construction
- Space saver, triangular design
- Foot-operated, tilt lid with bumper
- Base bumper guards for wall protection
- Easy-to-use, extra wide, foot peddle
- Solid, heavy gauge shelf keeps bags elevated
- 3" easy-roll, swivel, ball bearing casters
- Rigid construction with all-welded base and top frames
- Accommodates 18" diameter bags
- KD design saves on shipping costs
- Weight: 25 lbs.
- Box dimensions: 22"x23"x7"

HS-54	diameter	height
	18"	32"

\* HS-54R same as HS-54 with red lid

18" Drawstring Style Cloth Hamper Bag

- Weight: 2 lbs.
- Box dimensions: 11"x11"x5"

H-18

25" Drawstring Style Cloth Hamper Bag

- Weight: 2 lbs.
- Box dimensions: 11"x11"x5"

H-25



Easy to use large pedal and bumper rings that protect the walls



Shown on H-40, but will fit other models as well.

\* Clinton stainless steel products are not MRI compatible.



Clinton Instrument Stands are designed to be stable and durable with casters that provide a smooth travel across a variety of surfaces.

Instrument/Mayo Stands feature:

- Removable *\*stainless steel* tray
- Knob height adjustment
- Maximum load capacity 15 lbs. under normal use



Premium, Mobile Instrument Stand

- Stable, 5-leg cast aluminum base
- Easy positioning with no need to tip style base
- 1" chrome plated pole and frame
- Dual wheel, soft roll casters
- Scuff guard end caps on each leg
- Weight: 16 lbs.
- Box dimensions: 23"x27"x8"

M-20	base diameter	height range
	23"	31" – 50"

Value Instrument Stand

- Stable, 5-leg nylon base
- Easy positioning with no need to tip style base
- 1" chrome plated pole and frame
- Dual wheel, soft roll casters
- Weight: 16 lbs.
- Box dimensions: 23"x27"x8"

M-29	base diameter	height range
	21"	31" – 50"

Single Post Mayo Stand

- 2 ball bearing, rubber casters
- 1" chrome plated poles and base
- Tip style position base
- Weight: 12 lbs.
- Box dimensions: 20"x24"x8"

M-21	base	height range
	18" x 22"	31" – 50"

Double Post Mayo Stand

- 2 ball bearing, rubber casters
- 1" chrome plated poles and base
- Tip style position base
- Weight: 16 lbs.
- Box dimensions: 22"x32"x7"

M-22	base	height range
	21" x 20"	34" – 54"

\*Mobile, Stainless Steel, Instrument Stand

- 1" stainless steel frame, tray and base
- Easy positioning with no need to tip style base
- Moves easily on 4 ball bearing casters
- Stable heavy base design
- Weight: 18 lbs.
- Box dimensions: 26"x14"x4"

MS-29	base diameter	height range
	22"	33" – 49"

\*Single Post, Stainless Steel, Mayo Stand

- 1" stainless steel frame, tray and base
- Tip style position base
- 2 ball bearing rubber casters
- Weight: 12 lbs.
- Box dimensions: 20"x24"x8"

MS-23	base	height range
	18" x 22"	31" – 50"

\*Stainless Steel Replacement Trays

- Rimmed tray with satin finish
- Weight: 3 lbs.
- Box dimensions: 17"x3"x25"

M-24	length	width	depth
	19"	12 <sup>3</sup> / <sub>4</sub> "	3 <sup>3</sup> / <sub>4</sub> "



\* Clinton stainless steel products are not MRI compatible.


\* Clinton stainless steel products are not MRI compatible.

ECONOMY, TWIST-LOCK  
IV STANDS

Clinton Economy, Twist-Lock IV Stands are both practical and affordable. They are available with various bases and two or four hook tops.

Economy, Twist-Lock, IV Stands feature:

- Chrome plated steel pole
- Twist-lock adjustment
- Detachable ram's horn hooks



Removable, 2-hook top    Removable, 4-hook top    Twist-lock height adjustment

Economy, 4-Leg, 2-Hook, IV Pole

- Epoxy coated 4-leg base
- 4 easy-roll, ball bearing casters
- 30 lbs. distributed load capacity
- Packed 1 per box
- Weight: 11 lbs.
- Box dimensions: 47"x7"x3"

IV-40	base diameter	height range
	22"	46" – 83"

Economy, 4-Leg, 4-Hook, IV Pole

- Packed 1 per box
- Weight: 11 lbs.
- Box dimensions: 47"x7"x3"

IV-404 Same as IV-40 with 4-hook top

Economy, Five-Leg, 2-Hook, IV Pole

- 5-leg, cast aluminum base
- Dual wheel casters
- 45 lbs. distributed load capacity
- Weight: box one–7 lbs.; box two–5 lbs.
- Box dimensions: 23"x23"x4" & 3"x3"x53"

IV-45	base diameter	height range
	23"	46" – 83"

Economy, Five-Leg, 4-Hook, IV Pole

- Packed 2 per case only (priced each)
- Weight: box one–7 lbs.; box two–5 lbs.
- Box dimensions: 23"x23"x4" & 3"x3"x53"

IV-454 Same as IV-45 with 4-hook top

Economy, Five-Leg, 2-Hook, IV Pole

- 5-leg, nylon composite base
- Dual wheel casters
- 45 lbs. distributed load capacity
- Weight: box one–7 lbs.; box two–5 lbs.
- Box dimensions: 23"x23"x4" & 3"x3"x53"

IV-47	base diameter	height range
	21"	46" – 83"

Economy, Five-Leg, 4-Hook, IV Pole

- Weight: box one–7 lbs.; box two–5 lbs.
- Box dimensions: 23"x23"x4" & 3"x3"x53"

IV-474 Same as IV-47 with 4-hook top


See page 31 – 33 for available accessories

KNOB-LOCK IV STANDS

Clinton Knob-Lock IV Stands feature the easy to grip and easy to adjust knob lock for fast and convenient height adjustment.

Knob-Lock IV Stands feature:

- Chrome plated steel pole
- Knob-lock adjustment with stay-in-place feature that prevents the knob from falling out
- Detachable ram's horn hooks with plastic tips



Removable, 2-hook top    Removable, 4-hook top    Knob-lock height adjustment

Heavy Base, 2-Hook, IV Pole

- 4-leg, epoxy coated, steel base with bumper guards
- 2" rubber wheel ball bearing casters
- 45 lbs. distributed load capacity
- Weight: 15 lbs.
- Box dimensions: 3"x8"x50"

IV-31	base diameter	height range
	22"	52" – 91"

Heavy Base, 4-Hook, IV Pole

- Weight: 15 lbs.
- Box dimensions: 3"x8"x50"

IV-314 Same as IV-31 with 4-hook top

Five-Leg, 2-Hook, IV Pole

- 5-leg, cast aluminum base
- Scuff guard end caps on legs
- Soft roll, dual wheel casters
- 45 lbs. distributed load capacity
- Weight: box one–5 lbs.; box two–7 lbs.
- Box dimensions: 23"x23"x4" & 3"x5"x50"

IV-35	base diameter	height range
	23"	52" – 92"

Five-Leg, 4-Hook, IV Pole

- Weight: box one–5 lbs.; box two–7 lbs.
- Box dimensions: 23"x23"x4" & 3"x5"x50"

IV-354 Same as IV-35 with 4-hook top

See page 31 – 33 for available accessories



Clinton Stainless Steel IV Stands are among the most affordable stainless IV poles on the market today. Choose from different base and hook models to fit your needs.

Stainless Steel IV Stands feature:

- Stainless steel pole
- Knob-lock adjustment
- Stable base designs



**\*Economy, Stainless Steel, IV Pole with Welded 2-Hook Top**

- Heavy duty, stainless steel base with low center of gravity design
- 2-hook, welded in place, ram's horn
- 2" rubber wheel, ball bearing casters
- 45 lbs. distributed load capacity
- Weight: 15 lbs.
- Box dimensions: 3"x8"x50"

IVS-31	base diameter	height range
	22"	60" – 100"

**\*Stainless Steel, 2-Hook, IV Pole**

- Weight: 15 lbs.
- Box dimensions: 3"x8"x50"

IVS-312 Same as IVS-31 w/ detachable 2-hook top

**\*Stainless Steel, 4-Hook, IV Pole**

- Weight: 15 lbs.
- Box dimensions: 3"x8"x50"

IVS-314 Same as IVS-31 w/ detachable 4-hook top

**\*Stainless Steel, Five-Leg, 2-Hook, IV Pole**

- 5-leg, cast aluminum base
- Scuff guard end caps on legs
- 2-hook, detachable ram's horn with plastic end tips
- Soft roll, dual wheel casters
- 45 lbs. distributed load capacity
- Weight: box one–5 lbs.; box two–7 lbs.
- Box dimensions: 23"x23"x4" & 3"x5"x50"

IVS-352	base diameter	height range
	23"	60" – 100"

**\*Stainless Steel, Five-Leg, 4-Hook, IV Pole**

- Weight: box one–5 lbs.; box two–7 lbs.
- Box dimensions: 23"x23"x4" & 3"x5"x50"

IVS-354 Same as IVS-52 with 4-hook top

*\* Clinton Stainless steel products are not MRI compatible.*  
See page 31 – 33 for available accessories

**\*Stainless Steel, Six-Leg, 2-Hook, IV Pole**

- Large diameter, 6-leg epoxy-coated base
- 2-hook, detachable ram's horn with plastic end tips
- 3" rubber wheel ball bearing casters
- 45 lbs. distributed load capacity
- Weight: box one–17 lbs.; box two–6 lbs.
- Box dimensions: 25"x29"x4" & 3"x5"x53"

IVS-7332	base diameter	height range
	26"	64" – 100"

**\*Stainless Steel, Six-Leg, 4-Hook, IV Pole**

- Weight: box one–17 lbs.; box two–6 lbs.
- Box dimensions: 25"x29"x4" & 3"x5"x53"

IVS-7334 Same as IVS-7332 with 4-hook top

**\*Stainless Steel, Six-Leg, 4-Hook, IV Pole**

- Weight: box one–17 lbs.; box two–6 lbs.
- Box dimensions: 25"x29"x4" & 3"x5"x53"

IVS-7336 Same as IVS-7332 with 6-hook top




2-Hook top with end tips




4-Hook top with end tips



6-Hook top with end tips



Stay-In-place, knob-lock, height adjustment keeps pole in position



*\* Clinton Stainless steel products are not MRI compatible.*  
See page 31 – 33 for available accessories

Clinton Infusion Pump Stands are built sturdy for a variety of tasks. Extra heavy bases provide a low center of gravity for extra stability.

Infusion Pump Stands feature:

- Chrome plated steel pole
- Heavy bases for greater stability
- Single knob height adjustment
- Detachable ram's horn hooks with plastic tips



IV-33 (2-Hooks)  
IV-334 (4-Hooks)

IV-34 (2-Hooks)  
IV-344 (4-Hooks)



2-Hook top with end tips



4-Hook top with end tips



Stay-In-place, knob-lock, height adjustment keeps pole in position

Six-Leg, 2-Hook, Infusion Pump Stand

- Oversized base for stability
- 6-leg, epoxy coated base
- Detachable ram's horn hooks with plastic tips
- 3" rubber wheel, ball bearing casters
- 45 lbs. distributed load capacity
- Weight: box one-18 lbs.; box two-6 lbs.
- Box dimensions: 25"x29"x4" & 5"x3"x53"

IV-33	base diameter	height range
	26"	56" – 99"

Six-Leg, 4-Hook, IV Pole

- Weight: box one-18 lbs.; box two-6 lbs.
- Box dimensions: 25"x29"x4" & 5"x3"x53"

IV-334 Same as IV-33 with 4-hook top

Five-Leg, Space-Saver, 2-Hook, Infusion Pump Stand

- 5-leg, easy clean nylon base
- Heavy center weight adds stability
- 21" base saves floor space
- 3" soft-roll, dual wheel casters
- 45 lbs. distributed load capacity
- Weight: box one-8 lbs.; box two-7 lbs.
- Box dimensions: 23"x23"x4" & 5"x3"x50"

IV-34	base diameter	height range
	21	52" – 92"

Five-Leg, Space-Saver, 4-Hook, Infusion Pump Stand

- Weight: box one-8 lbs.; box two-7 lbs.
- Box dimensions: 23"x23"x4" & 5"x3"x50"

IV-344 Same as IV-34 with 4-hook top

Six-Leg, 4-Hook, Heavy Base, Infusion Pump Stand

- Powder-coated, ultra heavy, tip resistant steel 6-leg base
- 4" Heavy duty, rubber wheel, ball bearing casters
- Bent, low center of gravity style base
- Extra rigid, pole-in-tube, mounting system
- Weight: box one-27 lbs.; box two-5 lbs.
- Box dimensions: 23"x21"x6" & 5"x3"x50"

IV-604	base diameter	height range
	23"	51" – 92"

Six-Leg, 6-Hook, Heavy Base, Infusion Pump Stand

- Weight: box one-27 lbs.; box two-5 lbs.
- Box dimensions: 23"x21"x6" & 5"x3"x50"

IV-606 Same as IV-604 with 6-hook top

Six-Leg, Space Saver, Heavy Duty, 2-Hook, Infusion Pump Stand

- Powder-coated, ultra heavy, tip resistant steel base with extra bottom weight
- Stable, 6-leg base with end bumpers
- 16" base saves floor space
- 3" Heavy duty, rubber wheel, ball bearing casters
- Extra rigid, pole-in-tube, mounting system
- See optional color bumpers
- Weight: box one-22 lbs.; box two-5 lbs.
- Box dimensions: 19"x17"x10" & 5"x3"x50"

IV-610	base diameter	height range
	16"	53" – 93"

Six-Leg, Space Saver, Heavy Duty, 4-Hook, Infusion Pump Stand

- Weight: box one-22 lbs.; box two-5 lbs.
- Box dimensions: 19"x17"x10" & 5"x3"x50"

IV-614 Same as IV-610 with 4-hook top

Six-Leg, Space Saver, Heavy Duty, 4-Hook, Infusion Pump Stand

- Weight: box one-22 lbs.; box two-5 lbs.
- Box dimensions: 19"x17"x10" & 5"x3"x50"

IV-616 Same as IV-610 with 6-hook top



Color code your bases (for space saver base only, see options on page 37)



6-Hook top with end tips



IV-604 (4-Hooks)  
IV-606 (6-hooks)

IV-610 (2-Hooks)  
IV-614 (4-Hooks)

See page 31 – 33 for available accessories

See page 31 – 33 for available accessories



STAINLESS STEEL,  
INFUSION PUMP STANDS

Clinton Stainless Steel, Infusion Pump Stands use the same stable and sturdy designs as our standard infusion pump stand with the added benefits and durability of stainless steel.

\*Stainless Steel Infusion Pump Stands feature:

- Stainless steel pole
- Heavy bases for greater stability
- Single knob height adjustment
- Detachable ram's horn hooks with plastic tips



\*Six-Leg, 4-Hook, Infusion Pump Stand

- 6-leg, powder-coated, metal base
- Oversized steel base for stability
- 4" heavy duty, rubber wheel, ball bearing casters
- Extra rigid, pole-in-tube, mounting system
- Heavy duty, low center of gravity base
- 45 lbs. distributed load capacity
- Weight: box one—27 lbs.; box two—5 lbs.
- Box dimensions: 23"x21"x6" & 5"x3"x50"

IVS-734	base diameter	height range
	23"	60" – 100"

\*Six-Leg, 6-Hook, Infusion Pump Stand

- Weight: box one—27 lbs.; box two—5 lbs.
- Box dimensions: 23"x21"x6" & 5"x3"x50"

IVS-736 Same as IVS-734 with 6-hook top

\*Six-Leg, Space-Saver, Heavy-Duty, 2-Hook, Infusion Pump Stand

- 6-leg, powder-coated, ultra heavy, tip-resistant, steel base with black end bumper guards
- 16" base saves floor space
- 3" heavy duty, rubber wheel, ball bearing casters
- Extra rigid, pole-in-tube, mounting system
- 45 lbs. distributed load capacity
- See optional color bumpers (page 37)
- Weight: box one—22 lbs.; box two—5 lbs.
- Box dimensions: 19"x17"x10" & 5"x3"x50"

IVS-702	base diameter	height range
	16"	62" – 102"

\*Six-Leg, Space-Saver, Heavy-Duty, 4-Hook, Infusion Pump Stand

- Weight: box one—22 lbs.; box two—5 lbs.
- Box dimensions: 19"x17"x10" & 5"x3"x50"

IVS-704 Same as IVS-702 with 4-hook top

\* Clinton stainless steel products are not MRI compatible.  
See page 31 – 33 for available accessories

IV & INFUSION PUMP  
STAND OPTIONS



Infusion Pump Frame

- 1" chrome-plated, steel frame
- Holds up to 4 IV pumps
- Requires 2 universal clamps (sold separately)
- Only suitable for 6-leg, non-space saver models
- Weight: 8 lbs.
- Box dimensions: 32"x25"x4"

IV-42	width	height
	17 <sup>3</sup> / <sub>4</sub> "	27 <sup>3</sup> / <sub>4</sub> "



Pump Support Tray

- 1/2" center hole provides easy pump attachment
- Chrome finish
- Requires 1 universal clamp (sold separately)
- Weight: 2 lbs.
- Box dimensions: 7"x7"x3"

IV-46	width	depth
	6 <sup>1</sup> / <sub>4</sub> "	5"



Universal Clamp

- Aluminum clamp used to mount most accessories without disassembling pole
- Easy position adjustments
- Set-screw locks accessories in place
- Not included with accessories
- Weight: 2 lbs.
- Box dimensions: 5"x5"x7"

IV-41



Steering Handle

- Easy-grip, black, vinyl coating
- Aids movement and control of poles
- Requires 1 universal clamp (sold separately)
- Weight: 4 lbs.
- Box dimensions: 14"x14"x5"

IV-43	width	depth
	12 <sup>1</sup> / <sub>2</sub> "	11 <sup>1</sup> / <sub>2</sub> "



Oxygen Cylinder Holder

- Chrome-plated steel frame
- Holds D or E size oxygen tanks
- Requires 1 universal clamp (sold separately)
- Not suitable for IV-40 and IV-404
- Weight: 4 lbs.
- Box dimensions: 17"x9"x9"

IV-44



2-Hook top with end tips



4-Hook top with end tips



6-Hook top with end tips



Knob-lock, height adjustment keeps pole in position



Color code space saver base, see options on page 37)

IV Pole Outlet Strip

- 4 hospital grade outlets
- Stainless steel frame with hood & 15' cord
- Requires 1 universal clamp (sold separately)
- Weight: 6 lbs.
- Box dimensions: 18"x6"x6"

IV-50

Black, Heavy Duty, Wire Basket

- Black, epoxy coated finish
- Useful for storing IV supplies
- Requires universal clamp (sold separately)
- Weight: 5 lbs.
- Box dimensions: 9"x10"x17"

IV-51B	length	width	depth
	14"	8"	8 1/2"

\*Heavy Duty, Stainless Steel Wire Basket

- Same as IV-51B with stainless steel construction
- Weight: 5 lbs.
- Box dimensions: 9"x10"x17"

IV-51S	length	width	depth
	14"	8"	8 1/2"

Black, Heavy Duty, Wire Basket

- Smaller version of IV-51B
- Weight: 3 lbs.
- Box dimensions: 13"x7"x8"

IV-52B	length	width	depth
	12"	6"	6 1/2"

\*Heavy Duty Stainless Steel Wire Basket

- Smaller version of IV-51S
- Weight: 3 lbs.
- Box dimensions: 13"x7"x8"

IV-52S	length	width	depth
	12"	6"	6 1/2"

Drainage Bag Hooks

- Chrome plated with 2-hook positions
- Easily clamps to pole with just thumb screws
- Not for IV-33, IV-334, IV-336, IV-34 & IV-344
- Weight: 1 lb.
- Box dimensions: 4"x4"x7"

IV-56

Drainage Bag Hooks

- For models IV-33, IV-334, IV-336, IV-34 & IV-344
- Weight: 1 lb.
- Box dimensions: 4"x4"x7"

IV-56B



\* Clinton Stainless steel products are not MRI compatible.

3" Rubber Casters Upgrade

- Set of 5
- Upgrade for aluminum-base IV products only
- Weight: 5 lbs.
- Box dimensions: 7"x7"x3"

IV-60

Single Ram's Horn Accessory Hook

- Requires universal clamp (sold separately)
- Weight: 1 lb.
- Box dimensions: 12"x12"x3"

IV-57

Extra Hooks and Organizer Hooks

- 4 ram's horn hooks and 4 open hooks
- All stainless steel hooks
- For all models except IV-33, IV-334, IV-336, IV-34 and IV-344
- Weight: 2 lbs.
- Box dimensions: 13"x10"x3"

IV-55

Base Stability Weight (2 1/2 lbs.)

- Add 2 1/2" lbs. to base for improved stability
- Easily mounts to center of base
- Not suitable for IV-40 and IV-404
- Weight: 3 lbs.
- Box dimensions: 8"x8"x2"

IV-48

Base Stability Weight (5 lbs.)

- Weight: 5.5 lbs.
- Box dimensions: 8"x8"x2"

IV-485 Same as IV-48 with 5 lb. weight

Color Key IV Pole End Tip

- Color code IV poles by department
- Sold in sets of 6
- For models: IV-610/IV-614/IV-616 IVS-702/IVS-704/IVS-706 only
- Weight: 1 lb.

IV-59

IV-59O orange

IV-59R red

IV-59G green

IV-59B blue



\* Colors shown are as accurate as allowed by the printing process. Actual colors may vary.



PEDIATRIC SERIES,  
PHLEBOTOMY CARTS

Clinton rolls out the color with exclusive phlebotomy carts that feature Clinton Kids™ graphics that amuse children and adults alike. They have convenient storage space, ABS molded tops and large, easy-roll casters that make them perfect for moving from patient to patient and floor to floor.

Pediatric Series, Phlebotomy Carts feature:

- Clinton Kids™ graphics embedded in laminate will not tear or peel
- Lockable door with soft-close hinges
- Two, 3.5" x 11" x 16.5" removable plastic storage trays on easy-slide tracks
- Easy-clean, vacuum-formed, gray, ABS, plastic top with textured finish and raised rim on all sides
- Easy grip handle 1" diameter, powder-coated push handle
- Pneumatic height adjustment
- Stable, powder coated, 5-leg, aluminum base
- Smooth rolling, 3" ballbearing casters
- Optional glove box holder available



Two plastic bins slide on plastic channels



Optional glove box holder mounts to back (Order Single White Steel Glove Box Holder GW-2000)

Pediatric/Space Place, Phlebotomy Cart

- International Red, powder coated base with end bumpers

67235			
top	width	depth	
	20"	20 <sup>3</sup> / <sub>4</sub> "	
cabinet	width	depth	height
	13 <sup>1</sup> / <sub>4</sub> "	18"	10 <sup>1</sup> / <sub>2</sub> "
base diameter	24"		
height range	33" – 43"		



(Phlebotomy Tray on top not included, and not available from Clinton.)

Pediatric/Cool Pals, Phlebotomy Cart

- Capital Blue, powder coated base with end bumpers

67231			
top	width	depth	
	20"	20 <sup>3</sup> / <sub>4</sub> "	
cabinet	width	depth	height
	13 <sup>1</sup> / <sub>4</sub> "	18"	10 <sup>1</sup> / <sub>2</sub> "
base diameter	24"		
height range	33" – 43"		



Pediatric/Alley Cats & Dogs, Phlebotomy Cart

- International Red, powder-coated base with end bumpers

67237			
top	width	depth	
	20"	20 <sup>3</sup> / <sub>4</sub> "	
cabinet	width	depth	height
	13 <sup>1</sup> / <sub>4</sub> "	18"	10 <sup>1</sup> / <sub>2</sub> "
base diameter	24"		
height range	33" – 43"		



Pediatric/Ocean Commotion, Phlebotomy Cart

- Capital Blue, powder-coated base with end bumpers

67236			
top	width	depth	
	20"	20 <sup>3</sup> / <sub>4</sub> "	
cabinet	width	depth	height
	13 <sup>1</sup> / <sub>4</sub> "	18"	10 <sup>1</sup> / <sub>2</sub> "
base diameter	24"		
height range	33" – 43"		



(Phlebotomy Tray on top not included, and not available from Clinton.)

PHLEBOTOMY CARTS

Easy to handle and maneuver in tight spaces with ample space for supplies and equipment, Clinton's phlebotomy carts are the right fit for busy nurses and phlebotomists.

5-Leg, Phlebotomy Carts feature:

- Gray laminate cabinet construction
- Easy-clean, vacuum-formed, gray, ABS, plastic top with textured finish and raised rim on all sides
- Lockable door with soft-close hinges (67200)
- Removable plastic storage tray(s) on easy slide tracks
- Easy grip handle 1" diameter, powder-coated, push handle
- Pneumatic height adjustment
- Stable, 5-leg, aluminum base
- Smooth rolling, 3" ball bearing casters
- Optional glove box holder available



One-Bin Phlebotomy Cart

67100			
top	width	depth	
	20"	20 <sup>3</sup> / <sub>4</sub> "	
cabinet	width	depth	height
	13 <sup>1</sup> / <sub>4</sub> "	17 <sup>1</sup> / <sub>4</sub> "	7 <sup>3</sup> / <sub>4</sub> "
base diameter	24"		
height range	33" – 43"		

Two-Bin Phlebotomy Cart

67200			
top	width	depth	
	20"	20 <sup>3</sup> / <sub>4</sub> "	
cabinet	width	depth	height
	13 <sup>1</sup> / <sub>4</sub> "	18"	10 <sup>1</sup> / <sub>2</sub> "
base diameter	24"		
height range	33" – 43"		



Optional glove box holder mounts to back (Order Single White Steel Glove Box Holder GW-2000)



One or two plastic bins slide on plastic channels



(Phlebotomy Tray on top not included, and not available from Clinton.)

H-Base, Phlebotomy Carts feature:

- Gray laminate cabinet construction
- Easy-clean, vacuum-formed, gray, ABS, plastic top with textured finish and raised rim on all sides
- Lockable door with soft-close hinges
- Removable plastic storage trays on easy-slide tracks
- Easy grip, 1" powder-coated steel tubing handle
- Pneumatic height adjustment
- H-leg, powder-coated steel base
- Smooth rolling, 3" ballbearing casters
- Optional glove box holder available

Small, H-Base, Pneumatic, Two-Bin Phlebotomy Cart

67202			
top	width	depth	
	20"	20 <sup>1</sup> / <sub>2</sub> "	
cabinet	width	depth	height
	13 <sup>1</sup> / <sub>4</sub> "	18"	10 <sup>1</sup> / <sub>2</sub> "
height range	29" – 42 <sup>3</sup> / <sub>4</sub> "		

Large, H-Base, Pneumatic, Four-Bin Phlebotomy Cart

67203			
top	width	depth	
	20"	20 <sup>1</sup> / <sub>2</sub> "	
cabinet	width	depth	height
	13 <sup>1</sup> / <sub>4</sub> "	17 <sup>3</sup> / <sub>4</sub> "	19 <sup>1</sup> / <sub>2</sub> "
height range	29" – 42 <sup>3</sup> / <sub>4</sub> "		



Four plastic bins slide on plastic channels



Optional glove box holder mounts to front or side (Order Single White Steel Glove Box Holder GW-2000)



(Phlebotomy Tray on top not included, and not available from Clinton.)



Two plastic bins slide on plastic channels



1" powder-coated, steel tubing handle



Optional glove box holder mounts to front or side (Order Single White Steel Glove Box Holder GW-2000)





SUNDRY JARS

Clinton offers traditional clear and opaque plastic sundry jars, plus our own Clinton Kids™ labeled jars with fun, kid-friendly, Clinton graphics.



Unlabeled Clear Sundry Jars

- Set of 5 with clear tops
- Sold in sets only

T-79	diameter	height
	4 3/8"	6 1/2"
	11.11 cm	16.51 cm

Labeled Clear Sundry Jars

- Set of 5 with clear tops
- Sold in sets only

T-70	diameter	height
	4 3/8"	6 1/2"
	11.11 cm	16.51 cm

Labeled Clear “Animal Pals” Sundry Jars

- Set of 5 with clear tops
- Sold in sets only



T-77	diameter	height
	4 3/8"	6 1/2"
	11.11 cm	16.51 cm

Labeled Opaque Sundry Jars

- Set of 5 with clear tops
- Sold in sets only

T-60	diameter	height
	4 3/8"	6 1/2"
	11.11 cm	16.51 cm




Labeled Opaque “Animal Pals” Sundry Jars

- Set of 5 with clear tops
- Sold in sets only



T-66	diameter	height
	4 3/8"	6 1/2"
	11.11 cm	16.51 cm



Clear Acrylic Wall Mount Jar Rack

- Jars sold separately in sets only

T-88	length	width
	24"	7 1/2"
	60.95 cm	44.45 cm



ROUND SERIES  
WASTE RECEPTACLES

Sleek and easy to use, our Round Series Waste Receptacles are perfect for any size office or clinic. Choose from three finishes to complement your decor.

Round Series Waste Receptacles feature:

- Round, steel, outer shell in your choice of stainless steel or 2 enamel finishes
- Step-on foot pedal operated lid
- 3 capacity choices
- Removable inner bucket with handle
- One-piece, plastic base keeps metal from contacting floor
- Chrome handle makes moving and cleaning easy
- 2 hazardous waste labels are included with all models

\* Stainless steel waste receptacles are not MRI compatible



TR-32S



TR-20S



TR-13S

**\*32 qt., Large, Round, Stainless Steel, Waste Receptacle (8 gallons)**

- All stainless steel outer shell and lid
- Weight: 14 lbs.
- Box dimensions: 15"x15"x30"

TR-32S	diameter plus pedal	height
	14"	25 <sup>3</sup> / <sub>4</sub> "

**\*20 qt., Medium, Round, Stainless Steel, Waste Receptacle (5 gallons)**

- All stainless steel outer shell and lid
- Weight: 9 lbs.
- Box dimensions: 14"x14"x20"

TR-20S	diameter plus pedal	height
	14"	17 <sup>3</sup> / <sub>4</sub> "

**\*13 qt., Small, Round, Stainless Steel, Waste Receptacle (3.25 gallons)**

- All stainless steel outer shell and lid
- Weight: 7 lbs.
- Box dimensions: 14"x14"x18"

TR-13S	diameter plus pedal	height
	12"	15 <sup>3</sup> / <sub>4</sub> "

**32 qt., Large, Round, Waste Receptacle (8 gallons)**

- All steel outer shell and lid
- Weight: 14 lbs.
- Box dimensions: 15"x15"x30"

TR-32W (white)	diameter	height
	14"	25 <sup>3</sup> / <sub>4</sub> "

TR-32R (red)

**20 qt., Medium, Round, Waste Receptacle (5 gallons)**

- All steel outer shell and lid
- Weight: 9 lbs.
- Box dimensions: 14"x14"x20"

TR-20W (white)	diameter	height
	14"	17 <sup>3</sup> / <sub>4</sub> "

TR-20R (red)

**13 qt., Small, Round, Waste Receptacle (3.25 gallons)**

- All steel outer shell and lid
- Weight: 7 lbs.
- Box dimensions: 14"x14"x18"

TR-13W (white)	diameter	height
	12"	15 <sup>3</sup> / <sub>4</sub> "

TR-13R (red)



All plastic base keeps metal from scratching the floor



Plastic inner bucket with handle



Chrome handle



Biohazard labels included

Due to the limitations of the printing process, actual colors may vary.



PREMIUM WASTE RECEPTACLES

Clinton Premium Waste Receptacles use heavy gauge steel topped with a smooth easy-clean, powder-coated finish that is chip and nick resistant. A convenient foot pedal helps keep hands away from waste material.

Premium Waste Receptacles feature:

- Heavy gauge, steel construction
- Ultra durable, smooth surface, powder-coated finish
- Full width lid hinge
- Heavy duty lid operating system
- Self-closing lid with bumper strips
- Interior bag holder
- Easy-clean, non-textured finish
- 2 Biohazard labels included
- Rubber base strip protects flooring
- Easy to locate extra wide foot pedal



TP-24W



TP-24R



TP-32W



TP-32R

24 qt., Premium White Waste Receptacle

- Easy-to-use, foot pedal
- Built for heavy duty use
- Weight: 13 lbs.
- Box dimensions: 16"x15"x18"

TP-24W (white)	length	width	height
	12"	13 <sup>1</sup> / <sub>4</sub> "	16 <sup>1</sup> / <sub>2</sub> "

TP-24R (red)

32 qt., Premium White Waste Receptacle

- Easy-to-use, foot pedal
- Built for heavy duty use
- Weight: 15 lbs.
- Box dimensions: 16"x15"x23"

TP-32W (white)	length	width	height
	12"	13 <sup>1</sup> / <sub>4</sub> "	21 <sup>1</sup> / <sub>2</sub> "

TP-32R (red)



Extra wide foot pedal



Biohazard labels included

Due to the limitations of the printing process, actual colors may vary.

OVER-BED TABLES

Clinton Over-Bed Tables are perfect for patients who require care or meals in bed. They have easy-clean surfaces and can be maneuvered easily in tight spaces.

Over-Bed Tables feature:

- Walnut or gray laminate top
- Chrome plated base
- Dual wheel, nylon casters
- Single hand, spring loaded, height adjustments



U-Base, Over Bed Table

- U-base for easy access
- 50 lbs. load capacity
- Weight: 26 lbs.
- Box dimensions: 35"x17"x6"

TS-160		
top	length	width
	15"	31 <sup>1</sup> / <sub>2</sub> "
base	length	width
	16"	26 <sup>1</sup> / <sub>2</sub> "
height range		
31" – 41 <sup>1</sup> / <sub>2</sub> "		

U-Base, Over-Bed Table

- Weight: 26 lbs.
- Box dimensions: 35"x17"x6"

TS-165 Same as TS-160 with Gray laminate top

H-Base, Over-Bed Table

- 50 lbs. load capacity
- Weight: 26 lbs.
- Box dimensions: 35"x17"x6"

TS-170		
top	length	width
	15"	31 <sup>1</sup> / <sub>2</sub> "
base	length	width
	16"	26 <sup>1</sup> / <sub>2</sub> "
height range		
31" – 41 <sup>1</sup> / <sub>2</sub> "		

H-Base, Over-Bed Table

- Shipping weight: 26 lbs.
- Box dimensions: 35"x17"x6"

TS-175 Same as TS-170 with Gray laminate top

Low Height, H-Base, Over-Bed Table

- H-Base design
- Walnut top only
- 50 lbs. load capacity
- Weight: 26 lbs.
- Box dimensions: 35"x17"x6"

TS-199		
top	length	width
	15"	31 <sup>1</sup> / <sub>2</sub> "
base	length	width
	16"	26 <sup>1</sup> / <sub>2</sub> "
height range		
20" – 27 <sup>1</sup> / <sub>4</sub> "		

STAINLESS STEEL,  
KICK BUCKETS

Stainless steel kick buckets are a necessity in many facilities. Clinton meets these needs with products that are affordable and built for years of service.

Stainless Kick Buckets feature:

- Stainless steel construction
- 2" rubber wheel, ball bearing casters
- 360° rim bumper



SS-177 X-cross bracing and extra wide rim bumper

\*Stainless Steel Kick Bucket and Frame

- Stainless steel frame
- 360° bumper on frame
- 2" rubber wheel ball bearing casters
- 13 quart stainless steel bucket
- Weight: 9 lbs.
- Box dimensions: 18"x18"x16"

SS-160	diameter	total height
	14 1/2"	12"

\*Stainless Steel Kick Bucket Frame Only

- Same as SS-160 without bucket
- Weight: 6 lbs.
- Box dimensions: 16"x16"x9"

SS-166	diameter
	14 1/2"

\*Stainless Steel Kick Bucket and Heavy Duty Frame

- Heavy gauge stainless steel construction
- X-brace design protects pail and adds rigidity
- Tip resistant design
- Extra wide 360° rim bumper
- 2" rubber wheel ball bearing casters
- 13 quart stainless steel pail
- Rubber tips protect bucket and reduces noise
- Weight: 10 lbs.
- Box dimensions: 18"x18"x16"

SS-170	diameter	total height
	14 1/2"	12"

\*Heavy Duty Stainless Steel Kick Bucket Frame Only

- Same as SS-170 without bucket
- Weight: 6 lbs.
- Box dimensions: 18"x18"x10"

SS-177	diameter
	14 1/2"

\* Clinton stainless steel products are not MRI compatible.

STAINLESS STEEL,  
GLOVE BOX HOLDERS

Stainless Steel, Glove Box Holders feature:

- Stainless steel construction
- Open design allows for easy glove identification
- All units mount horizontal or vertical
- Mounting hardware included
- Universal size fits most glove boxes
- Order in any quantity
- Multi-unit orders will be bulk packed to save on shipping

\* Not MRI compatible



\*Single, Stainless Steel, Glove Box Holder

- Weight: 2 lbs.
- Box dimensions: 11"x8"x5"

GS-3000	width	depth	height
	10"	3 3/4"	5 1/2"

\*Double, Stainless Steel, Glove Box Holder

- Weight: 2 lbs.
- Box dimensions: 14"x11"x5"

GS-3020	width	depth	height
	10"	3 3/4"	10 1/2"

\*Double, Slimline, Stainless Steel, Glove Box Holder

- Weight: 4 lbs.
- Box dimensions: 21"x8"x5"

GS-3022	width	depth	height
	20"	4"	5 1/2"

\*Triple, Stainless Steel, Glove Box Holder

- Weight: 3 lbs.
- Box dimensions: 19"x11"x5"

GS-3030	width	depth	height
	10	3 3/4"	15 7/8"

\*Triple, Slimline, Stainless Steel, Glove Box Holder

- Weight: 5 lbs.
- Box dimensions: 31"x8"x5"

GS-3033	width	depth	height
	30"	4"	5 1/2"

\*Quad, Stainless Steel, Glove Box Holder

- Weight: 4 lbs.
- Box dimensions: 26"x11"x5"


GS-3040	width	depth	height
	10"	3 3/4"	22 3/8"

NOTE: Stainless Steel Glove Box Holders may be mounted horizontally or vertically.



WHITE STEEL,  
GLOVE BOX HOLDERS

- White Steel Glove Box Holders feature:
- Powder coated, steel construction
  - Open design allows for easy glove identification
  - All units mount horizontal or vertical
  - Mounting hardware included
  - Universal size fits most glove boxes
  - Order in any quantity
  - Multi-unit orders will be bulk packed to save on shipping



- Single, White Steel, Glove Box Holder
- Weight: 2 lbs.
  - Box dimensions: 11"x8"x5"

GW-2000	width	depth	height
	10"	3 <sup>3</sup> / <sub>4</sub> "	5 <sup>1</sup> / <sub>2</sub> "

- Double, White Steel, Glove Box Holder
- Weight: 2 lbs.
  - Box dimensions: 14"x11"x5"

GW-2020	width	depth	height
	10"	3 <sup>3</sup> / <sub>4</sub> "	10 <sup>1</sup> / <sub>2</sub> "

- Double, White Steel, Glove Box Holder
- Weight: 3 lbs.
  - Box dimensions: 21"x8"x5"

GW-2022	width	depth	height
	20"	4"	5 <sup>1</sup> / <sub>2</sub> "

- Triple, White Steel, Glove Box Holder
- Weight: 3 lbs.
  - Box dimensions: 19"x11"x7"

GW-2030	width	depth	height
	10	3 <sup>3</sup> / <sub>4</sub> "	15 <sup>7</sup> / <sub>8</sub> "

- Triple, White Steel, Glove Box Holder
- Weight: 3 lbs.
  - Box dimensions: 31"x8"x5"

GW-2033	width	depth	height
	30"	4"	5 <sup>1</sup> / <sub>2</sub> "

- Quad, White Steel, Glove Box Holder
- Weight: 4 lbs.
  - Box dimensions: 26"x11"x5"

GW-2040	width	depth	height
	10"	3 <sup>3</sup> / <sub>4</sub> "	22 <sup>3</sup> / <sub>8</sub> "

NOTE: White Steel Glove Box Holders may be mounted horizontally or vertically.

WIRE, GLOVE BOX HOLDERS

- Wire Glove Box Holders feature:
- Powder coated, steel wire construction
  - Open design allows for easy glove identification
  - Mounting hardware included
  - Universal size fits most glove boxes
  - Order in any quantity
  - Multi-unit orders will be bulk packed to save on shipping



G-1044



G-1020



G-1030



G-1033

- Single, Horizontal, Wire, Glove Box Holder
- Weight: 1 lb.
  - Box dimensions: 4"x5"x12"

G-1000	width	depth	height
	11 <sup>1</sup> / <sub>2</sub> "	3 <sup>3</sup> / <sub>4</sub> "	4 <sup>1</sup> / <sub>4</sub> "

- Double, Vertical, Wire, Glove Box Holder
- Weight: 2 lbs.
  - Box dimensions: 4"x9"x12"

G-1020	width	depth	height
	11 <sup>1</sup> / <sub>4</sub> "	3 <sup>3</sup> / <sub>4</sub> "	8"

- Double, Horizontal, Wire, Glove Box Holder
- Weight: 1 lb.
  - Box dimensions: 12"x12"x5"

G-1022	width	depth	height
	11 <sup>3</sup> / <sub>4</sub> "	4 <sup>1</sup> / <sub>4</sub> "	11 <sup>1</sup> / <sub>2</sub> "

- Triple, Vertical, Wire, Glove Box Holder
- Weight: 2 lbs.
  - Box dimensions: 17"x9"x5"

G-1030	width	depth	height
	17 <sup>3</sup> / <sub>4</sub> "	3 <sup>3</sup> / <sub>4</sub> "	8 <sup>1</sup> / <sub>4</sub> "

- Triple, Horizontal, Wire, Glove Box Holder
- Weight: 3 lbs.
  - Box dimensions: 12"x15"x5"

G-1033	width	depth	height
	11 <sup>1</sup> / <sub>2</sub> "	4 <sup>1</sup> / <sub>4</sub> "	14"

- Quad, Horizontal, Wire, Glove Box Holder
- Weight: 4 lbs.
  - Box dimensions: 23"x13"x5"

G-1044	width	depth	height
	11 <sup>1</sup> / <sub>2</sub> "	4 <sup>1</sup> / <sub>4</sub> "	22 <sup>1</sup> / <sub>2</sub> "



800-441-9131 • 717-848-3519

Toll-Free Fax 866-522-1233

Fax 717-843-5871

[www.clinton-ind.com](http://www.clinton-ind.com)