



A Regal Brand

Catalog # : 096050.00
Product Type: ACSG
Description:

Model: 096050.00
Stock: Y

Engineering Data

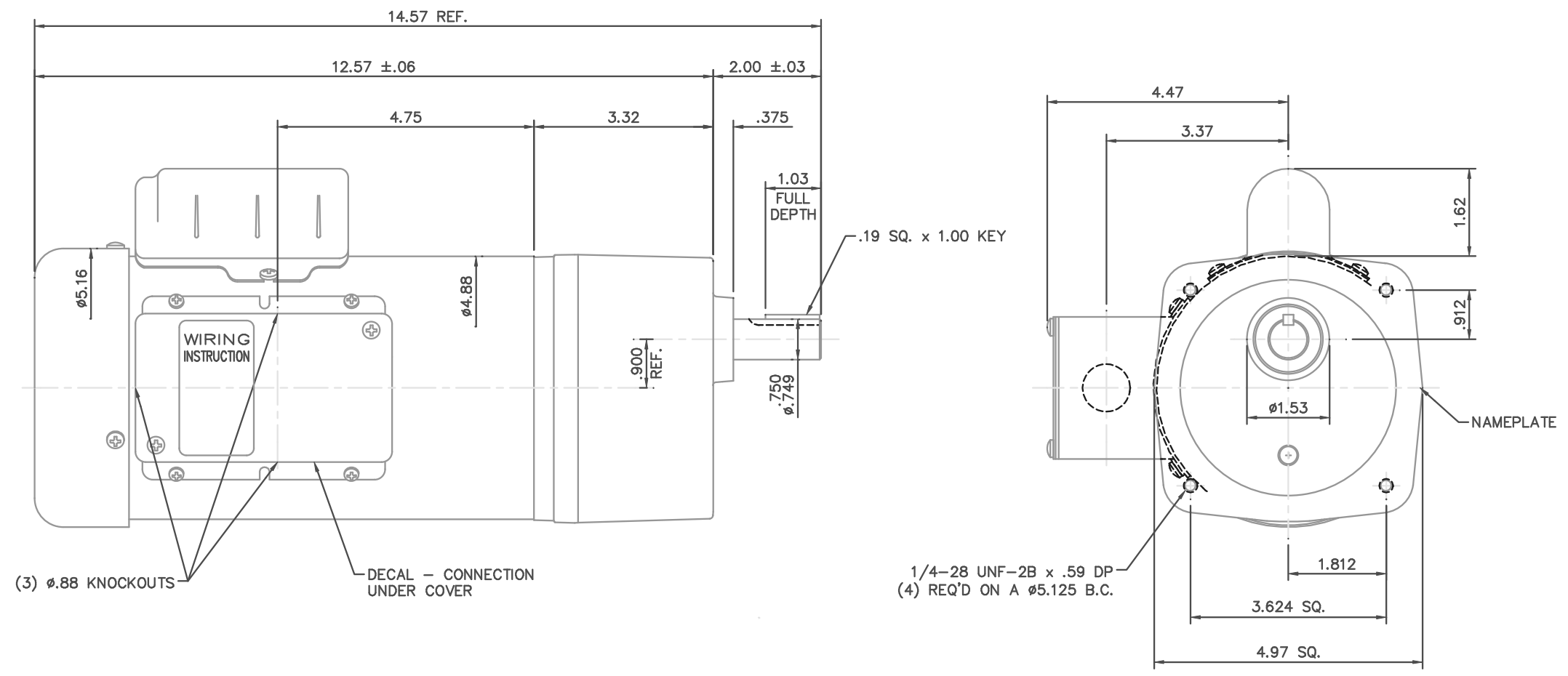
RPM	85	Volts		Volts	
HP/KW	.33	F.L. Amps		F.L. Amps	7.2/3.6
Frame	42Y	S. F Amps		S. F Amps	
Max Amb	40	Hertz		Phase	1
Insul Class	F4	Duty	CONT	TYPE	CF
		Serv. Factor	1.0	PF	
Eff 100%		Eff 75%		Enclosure	TEFC
Protection	NOT	Therm.Prot.		Bearing OPE	6201-13
Design	N	Code	M	Bearing PE	6203
UL	Yes	CSA	Yes	CE	No
Series	PE350	Nameplate	080573	Lubrication	
		Overrlung Ld.	300	Shaft Type	PARALLEL

Motor Wt.	27 LB	Mounting	SPECIAL	Rotation	RECONN
Carton Label	Leeson GearMotor	Assembly			
Winding	C4747	Shaft Dia.	3/4	Ext. Diag2.	
GROUP :	3 E	Paint	M1305027.01	Packaging	B
Test Card	01	Outline	027813-096050	Cust Part No	

Form Factor		RMS Amps	
Torque		Peak	
AB Code		Peak@DegC	
Resistance			
Connection		Const Torque	

Rework Status Rework TYPE

4Explosion Proof		2Brake Motors
Temp Op Code		FORCE
Class	GROUP	VDC
Class	GROUP	ADC



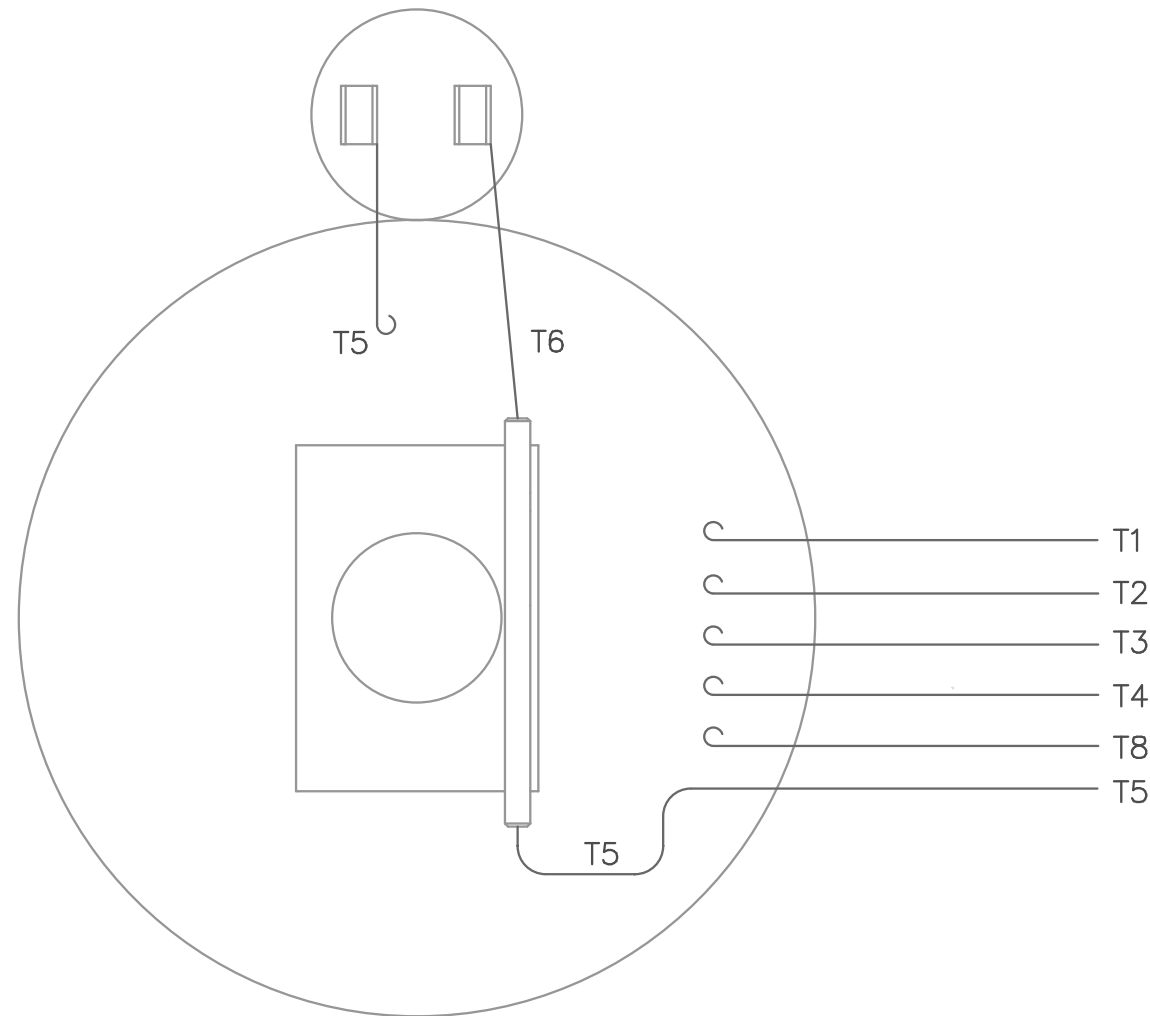
GASKETS THROUGHOUT

CATALOG NUMBER	OUTPUT RPM	FULL LOAD TORQUE LB.-IN.	INPUT HP	OVERHUNG LOAD LBS.	RATIO TO 1
096049.00	58	320	1/3	300	30
096050.00	85	218	1/3	300	20
096051.00	173	109	1/3	300	10
096052.00	345	55	1/3	300	5

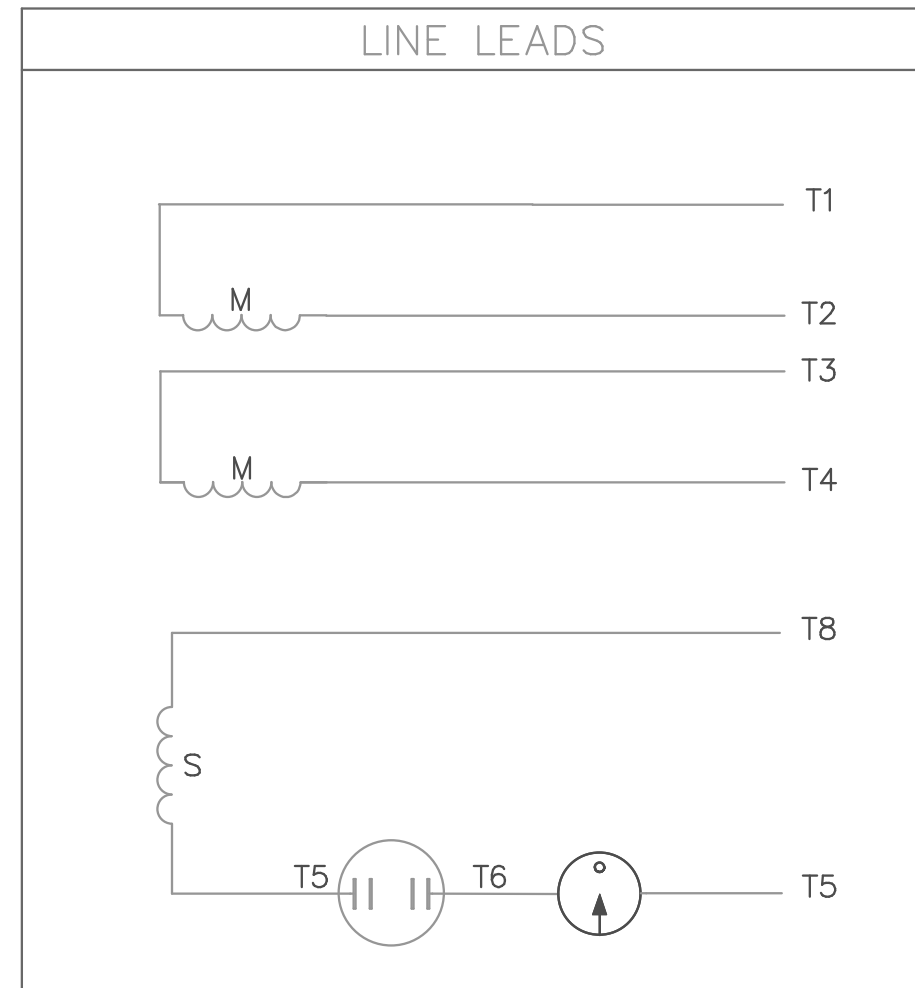
TOLERANCES UNLESS SPECIFIED		LEESON		ELECTRIC MOTORS GEARMOTORS AND DRIVES		DRAWN KMM 03/28/02		
DEC.	INCHES	DEC.	INCHES	TITLE		CHK		
.X	±.1	.XX	±.03	OUTLINE - 42Y FRAME		APPD RDW 03/28/02		
.XXX	±.005	.XXX	±.005	TEFC - PE350 GEARMOTOR		SCALE 1=2		
.XXXX	±.0005	.XXXX	±.0005	MAT'L		REF OL096023		
NO.	REVISION	BY & DATE	CHK	ANG ±1/2"	FINISH	PREV		
THIS DRAWING IN DESIGN AND DETAIL IS OUR PROPERTY AND MUST NOT BE USED EXCEPT IN CONNECTION WITH OUR WORK ALL RIGHTS OF DESIGN AND INVENTION ARE RESERVED THIS IS AN ELECTRONICALLY GENERATED DOCUMENT - DO NOT SCALE THIS PRINT				RFP 03/28/02	CAD FILE 027813	SIZE B	DRAWING NO. 027813	REV.
				DIST				

005312-01

VIEW FROM OUTSIDE OF MOTOR AT SWITCH END.



ALL CONNECTIONS ON STATIONARY SWITCH ARE SOLDERED



	ROTATION FACING LEAD END	L1	L2	JOIN
HIGH VOLT	C.C.W.	T1	T4 T5	T2,T3 T8
	C.W.	T1	T4 T8	T2,T3 T5
LOW VOLT	C.C.W.	T1,T3 T8	T2,T4 T5	---
	C.W.	T1,T3 T5	T2,T4 T8	---

GEARMOTORS
2-STAGE REF. DECAL 004012
3-STAGE REF. DECAL 081062

06	ADDED GEARMOTOR NOTE	KMM	04/04/02	TOLERANCES UNLESS OTHERWISE SPECIFIED		LEESON ELECTRIC CORPORATION			
05	UPDATED TO CURRENT STANDARDS	MDN	2/16/00						
04	ADDED PAGE 6	PG	4/5/94	DECIMALS		DRAWN GS 8/14/89	TITLE EXT. WIRING DIAGRAM TYPE "C" W/O PROTECTOR		
03	ADDED PAGE 4 AND 5	MJS	4/7/93	.00	± .01				
02	CHANGED TO SOLDERED LEADS	KAZ	7/2/92	.000	± .005	APPR. DJW 8/22/89	MAT'L. 42 - FRAME DECAL - 004012		
01	ADDED PAGE 2 AND 3	DLL	8/23/90	.0000	± .0005	SCALE 1=1			
NO.	REVISION	BY	DATE	FRACTIONS	± 1/64	REF. 005005-19	FINISH	SIZE	DRAWING NO.
THIS DRAWING IN DESIGN AND DETAIL IS OUR PROPERTY AND MUST NOT BE USED EXCEPT IN CONNECTION WITH OUR WORK ALL RIGHTS OF DESIGN AND INVENTION ARE RESERVED				ANGLES	± 1/2°	FMF	STANDARD	A	005312-01
				INCH/MM					