



Catalog Number
Notes
Type

Contractor Select™

IBE

LED High Bay



The right selection for your basic, affordable warehouse lighting - the I-BEAM® IBE LED luminaire gives budget-conscious customers a reliable LED solution featuring 6kV surge protection standard. The I-BEAM® IBE LED is designed to meet the challenges of warehouse and light industrial applications.

FEATURES:

- Robust 6kV surge protection standard, meeting the ANSI standard for Industrial Environments
- UL listed to 45°C ambient with a thermal management system allowing for safe operation during times when temperatures rise up to 55°C*
- Save up to 60% in energy and maintenance costs over traditional sources
- Compact 2' housing



*Prolonged use at 55°C may impact long-term performance

Catalog Number	UPC	Description	Lumens	Input Watts	CCT	CRI	Voltage	Distribution	Pallet Qty.
IBE 12LM MVOLT 40K	00191848491010	IBE LED High Bay	11,306	83W	4000K	80CRI	120-277V	Medium	48
IBE 12LM MVOLT 50K	00191848491096	IBE LED High Bay	11,652	83W	5000K	80CRI	120-277V	Medium	48
IBE 15LM MVOLT 40K	00191848491041	IBE LED High Bay	13,966	107W	4000K	80CRI	120-277V	Medium	48
IBE 15LM MVOLT 50K	00191848491058	IBE LED High Bay	14,394	107W	5000K	80CRI	120-277V	Medium	48
IBE 18LM MVOLT 40K	00191848491027	IBE LED High Bay	17,762	137W	4000K	80CRI	120-277V	Medium	48
IBE 18LM MVOLT 50K	00191848491072	IBE LED High Bay	18,306	137W	5000K	80CRI	120-277V	Medium	48
IBE 22LM MVOLT 40K	00191848491195	IBE LED High Bay	21,067	166W	4000K	80CRI	120-277V	Medium	48
IBE 22LM MVOLT 50K	00191848491133	IBE LED High Bay	21,712	166W	5000K	80CRI	120-277V	Medium	48

More configurations are available. [Click here](#) or visit www.acuitybrands.com and search for IBE LED.

Accessories: Order as separate catalog number.	
<u>Mounting</u>	
IBAC120 M20	Aircraft cable 10' with hook (one pair)
IBAC240 M20	Aircraft cable 20' with hook (one pair)
IBLPMP	Pendant monopoint splice box, includes side covers
IBLPMPHB	Pendant monopoint splice box, includes side covers (3/4" hub)
HC36	Chain hangers (one pair, 36" long)
THUN	Tong hanger bracket (order 2 per fixture) ¹
<u>Wire guards</u>	
WGIBE	Wire guard

NOTES

1. For use in applications with ambient temperatures up to 35°C for 12000LM - 22000LM fixtures.



Specifications

INTENDED USE:

Ideal one-for-one replacement of conventional lighting systems such as HID and fluorescent. For use in light Industrial applications such as warehousing and other large indoor spaces with mounting heights ranging from 10' - permitted. **Certain airborne contaminants can diminish integrity of acrylic and/or polycarbonate.** [Click here for Acrylic-Polycarbonate Compatibility table for suitable uses.](#)

CONSTRUCTION:

Solid aluminum channel enables superior thermal performance at warm ambient temperatures.
Semi-diffuse lens provides glare control and LED protection.

ELECTRICAL:

70% lumen maintenance at >100,000 hours.
Thermally protected driver standard with 0-10V dimming, 3kA/6kV surge protection is standard.

INSTALLATION:

Fixture suitable for suspension by chain, cable, surface-mounting bracket, hook monopoint or single (pendant) monopoint. Surface mounting not recommended but 2" offset mounting can be accomplished with the optional THUN mounting bracket. To maintain ambient listing, fixture should be mounted at a minimum plenum height of 18".

LISTINGS:

UL, CUL listed. Damp location listed. Listed for use in ambient operating temperatures from -40°C to 45°C. Thermal management system allows for safe operation during times when temperatures rise to 55°C*.

DesignLights Consortium® (DLC) Premium qualified product. Not all versions of this product may be DLC Premium qualified. Please check the DLC Qualified Products List at www.designlights.org/QPL to confirm which versions are qualified.

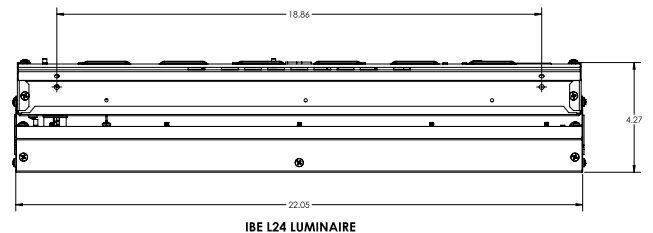
WARRANTY:

5-year limited warranty. Complete warranty terms located at: www.acuitybrands.com/CustomerResources/Terms_and_conditions.aspx

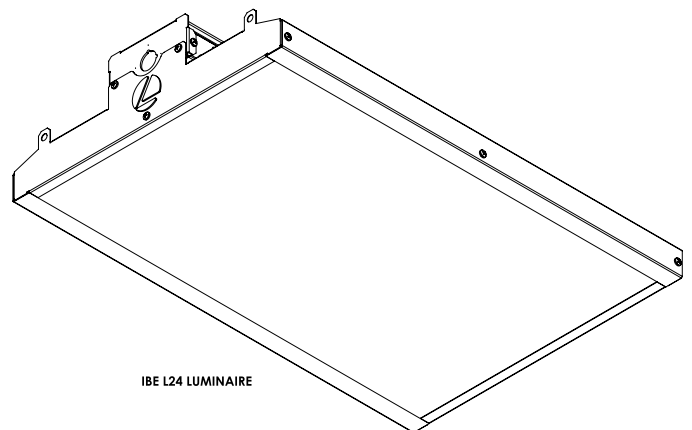
Note: Actual performance may differ as a result of end-user environment and application. All values are design or typical values, measured under laboratory conditions at 25 °C. Specifications subject to change without notice.

Dimensions

All dimensions are inches (centimeters) unless otherwise indicated.

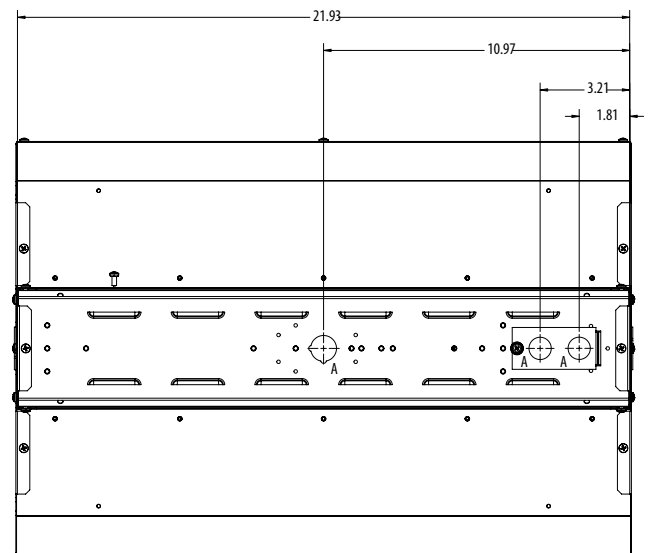


IBE L24 LUMINAIRE



IBE L24 LUMINAIRE

A - 7/8" KNOCK OUT



IBE L24 LUMINAIRE

*Prolonged use at 55°C may impact long-term performance