



4700 W. 160th St.  
Cleveland, Ohio 44135  
Ph: (800) 321-9532  
Fax: (800) 321-9535  
www.oatey.com

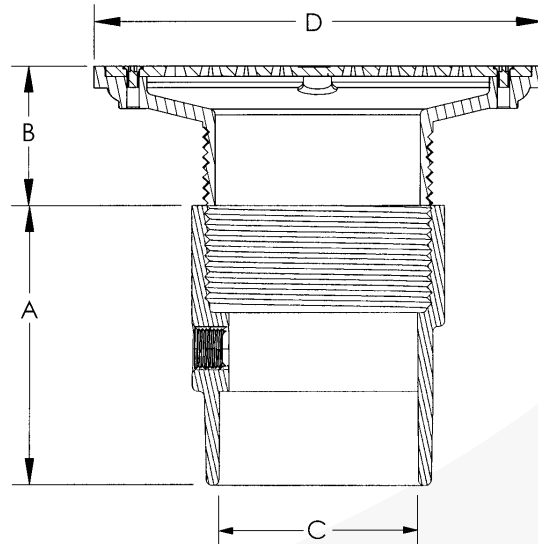
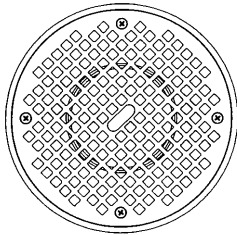
**SUBMITTAL SPECIFICATION**

**72000 Series  
PVC Adjustable General Purpose Drain  
Cast Barrel With Round Grate In Round Top**



**Engineering Specification:** Oatey adjustable general purpose floor drains are used for general service in restaurants, restrooms and other commercial applications where traffic is expected. Barrel assembly is completely adjustable to meet the finished floor height.

Job Reference



(All dimensions in inches)

- Barrel diameter is 3-1/2 in. IPS thread.
- Primer tap knock-out is 1/2 in. FIP thread.

✓	Socket Size (C)	Base Material	Barrel/Grate Finish	Grate Size	Part Number
	3 or 4 in. Pipe Fit	PVC	Nickel	5 in.	72317
	3 or 4 in. Pipe Fit	PVC	Nickel	6 in.	72337
	3 or 4 in. Pipe Fit	PVC	Nickel	8 in.	72357
	3 or 4 in. Pipe Fit	PVC	Nickel	10 in.	72377
	3 or 4 in. Pipe Fit	PVC	Chrome	5 in.	72327
	3 or 4 in. Pipe Fit	PVC	Chrome	6 in.	72347
	3 or 4 in. Pipe Fit	PVC	Chrome	8 in.	72367
	3 or 4 in. Pipe Fit	PVC	Chrome	10 in.	72387
	4 in. Pipe Fit	PVC	Nickel	5 in.	72318
	4 in. Pipe Fit	PVC	Nickel	6 in.	72338
	4 in. Pipe Fit	PVC	Nickel	8 in.	72358
	4 in. Pipe Fit	PVC	Nickel	10 in.	72378
	4 in. Pipe Fit	PVC	Chrome	5 in.	72328
	4 in. Pipe Fit	PVC	Chrome	6 in.	72348
	4 in. Pipe Fit	PVC	Chrome	8 in.	72368
	4 in. Pipe Fit	PVC	Chrome	10 in.	72388
	4 in. Hub Fit	PVC	Nickel	5 in.	72319
	4 in. Hub Fit	PVC	Nickel	6 in.	72339
	4 in. Hub Fit	PVC	Nickel	8 in.	72359
	4 in. Hub Fit	PVC	Nickel	10 in.	72379
	4 in. Hub Fit	PVC	Chrome	5 in.	72329
	4 in. Hub Fit	PVC	Chrome	6 in.	72349
	4 in. Hub Fit	PVC	Chrome	8 in.	72369
	4 in. Hub Fit	PVC	Chrome	10 in.	72389

	Dimensional Data			
	A	B	C	D
3 in.	4.75 in.	1.00 – 3.75 in.	3 in. Hub, 4 in. Pipe	5.00, 6.00, 8.00 or 10.00 in.
4 in.	5.00 in.	1.00 – 3.75 in.	4 in. Pipe	5.00, 6.00, 8.00 or 10.00 in.
4 in.	2.00 in.	1.00 – 3.75 in.	4 in. Hub	5.00, 6.00, 8.00 or 10.00 in.

Grate Properties			
Size	Finish	Open Area	Load*
5 in.	Nickel	6.00 in. <sup>2</sup>	Medium
5 in.	Chrome	6.00 in. <sup>2</sup>	Medium
6 in.	Nickel	7.00 in. <sup>2</sup>	Medium
6 in.	Chrome	7.00 in. <sup>2</sup>	Medium
8 in.	Nickel	16.48 in. <sup>2</sup>	Light
8 in.	Chrome	16.48 in. <sup>2</sup>	Medium
10 in.	Nickel	24.15 in. <sup>2</sup>	Light
10 in.	Chrome	24.15 in. <sup>2</sup>	Medium

\*Load is defined by ASME A112.21.1M.  
Light Duty – Safe live load under 2000 lbs.  
Medium Duty – Safe live load between 2000 lbs. and 4999 lbs.

Primer tap knock-out option available on 3" or 4" Pipe Fit and 4" Pipe Fit bases. 4" Hub Fit base does not include primer tap.

Data is subject to manufacturing tolerances.

All PVC Base Dimensions and Materials meet ASTM D2665.



4700 W. 160th St.  
Cleveland, Ohio 44135  
Ph: (800) 321-9532  
Fax: (800) 321-9535  
www.oatey.com

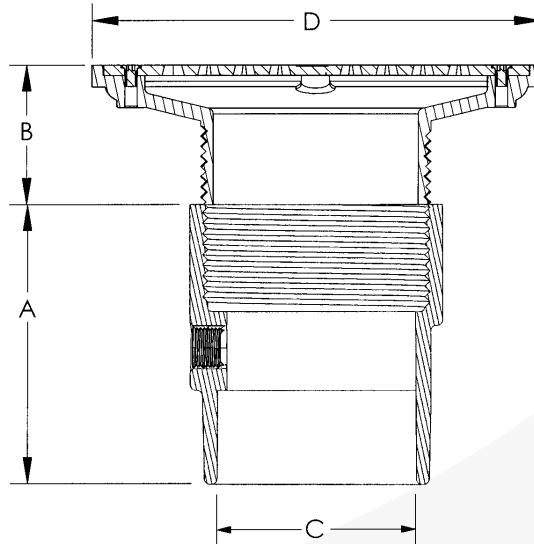
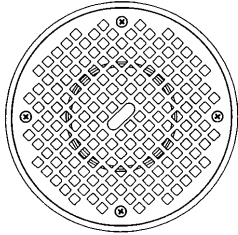
**SUBMITTAL SPECIFICATION**

**82000 Series  
ABS Adjustable General Purpose Drain  
Cast Barrel With Round Grate In Round Top**



**Engineering Specification:** Oatey adjustable general purpose floor drains are used for general service in restaurants, restrooms and other commercial applications where traffic is expected. Barrel assembly is completely adjustable to meet the finished floor height.

Job Reference



(All dimensions in inches)

- Barrel diameter is 3-1/2 in. IPS thread.
- Primer tap knock-out is 1/2 in. FIP thread.

✓	Socket Size (C)	Base Material	Barrel/Grate Finish	Grate Size	Part Number
	3 or 4 in. Pipe Fit	ABS	Nickel	5 in.	82317
	3 or 4 in. Pipe Fit	ABS	Nickel	6 in.	82337
	3 or 4 in. Pipe Fit	ABS	Nickel	8 in.	82357
	3 or 4 in. Pipe Fit	ABS	Nickel	10 in.	82377
	3 or 4 in. Pipe Fit	ABS	Chrome	5 in.	82327
	3 or 4 in. Pipe Fit	ABS	Chrome	6 in.	82347
	3 or 4 in. Pipe Fit	ABS	Chrome	8 in.	82367
	3 or 4 in. Pipe Fit	ABS	Chrome	10 in.	82387
	4 in. Pipe Fit	ABS	Nickel	5 in.	82318
	4 in. Pipe Fit	ABS	Nickel	6 in.	82338
	4 in. Pipe Fit	ABS	Nickel	8 in.	82358
	4 in. Pipe Fit	ABS	Nickel	10 in.	82378
	4 in. Pipe Fit	ABS	Chrome	5 in.	82328
	4 in. Pipe Fit	ABS	Chrome	6 in.	82348
	4 in. Pipe Fit	ABS	Chrome	8 in.	82368
	4 in. Pipe Fit	ABS	Chrome	10 in.	82388
	4 in. Hub Fit	ABS	Nickel	5 in.	82319
	4 in. Hub Fit	ABS	Nickel	6 in.	82339
	4 in. Hub Fit	ABS	Nickel	8 in.	82359
	4 in. Hub Fit	ABS	Nickel	10 in.	82379
	4 in. Hub Fit	ABS	Chrome	5 in.	82329
	4 in. Hub Fit	ABS	Chrome	6 in.	82349
	4 in. Hub Fit	ABS	Chrome	8 in.	82369
	4 in. Hub Fit	ABS	Chrome	10 in.	82389

	Dimensional Data			
	A	B	C	D
3 in.	4.75 in.	1.00 – 3.75 in.	3 in. Hub, 4 in. Pipe	5.00, 6.00, 8.00 or 10.00 in.
4 in.	5.00 in.	1.00 – 3.75 in.	4 in. Pipe	5.00, 6.00, 8.00 or 10.00 in.
4 in.	2.00 in.	1.00 – 3.75 in.	4 in. Hub	5.00, 6.00, 8.00 or 10.00 in.

Grate Properties			
Size	Finish	Open Area	Load*
5 in.	Nickel	6.00 in. <sup>2</sup>	Medium
5 in.	Chrome	6.00 in. <sup>2</sup>	Medium
6 in.	Nickel	7.00 in. <sup>2</sup>	Medium
6 in.	Chrome	7.00 in. <sup>2</sup>	Medium
8 in.	Nickel	16.48 in. <sup>2</sup>	Light
8 in.	Chrome	16.48 in. <sup>2</sup>	Medium
10 in.	Nickel	24.15 in. <sup>2</sup>	Light
10 in.	Chrome	24.15 in. <sup>2</sup>	Medium

\*Load is defined by ASME A112.21.1M.  
Light Duty – Safe live load under 2000 lbs.  
Medium Duty – Safe live load between 2000 lbs. and 4999 lbs.

Primer tap knock-out option available on 3" or 4" Pipe Fit and 4" Pipe Fit bases. 4" Hub Fit base does not include primer tap.