



No.:

Date: 28-DEC-2012

Customer :

TECHNICAL PROPOSAL

Three-phase induction motor - Squirrel cage rotor

Product line : Close Coupled Pump : Three-Phase - "JM" Type - ODP - NEMA Premium

Catalog Number : 00156OT3E143JM

List Price : \$534

Notes:

Performed by:

Checked:



No.:

Date: 28-DEC-2012

## DATA SHEET

### Three-phase induction motor - Squirrel cage rotor

Customer :  
Product line : Close Coupled Pump : Three-Phase - "JM" Type - ODP - NEMA Premium

Frame : E143/5JM  
Output : 1.5 HP  
Frequency : 60 Hz  
Poles : 2  
Full load speed : 3430  
Slip : 4.72 %  
Voltage : 208-230/460 V  
Rated current : 4.10-3.80/1.90 A  
Locked rotor current : 34.2/17.1 A  
Locked rotor current (I<sub>L</sub>/I<sub>n</sub>) : 9.0  
No-load current : 2.00/1.00 A  
Full load torque : 2.27 lb.ft  
Locked rotor torque : 400 %  
Breakdown torque : 350 %  
Design : B  
Insulation class : F  
Temperature rise : 80 K  
Locked rotor time : 15 s (hot)  
Service factor : 1.15 (1.00 at 208V)  
Duty cycle : S1  
Ambient temperature : -20°C - +40°C  
Altitude : 1000  
Degree of Protection : IP21  
Approximate weight : 40 lb  
Moment of inertia : 0.05126 sq.ft.lb  
Noise level : ---

	D.E.	N.D.E.	Load	Power factor	Efficiency (%)
Bearings	6206 ZZ	6204 ZZ	100%	0.87	85.5
Regreasing interval	---	---	75%	0.80	85.5
Grease amount	---	---	50%	0.70	82.5

Notes:

Performed by

Checked

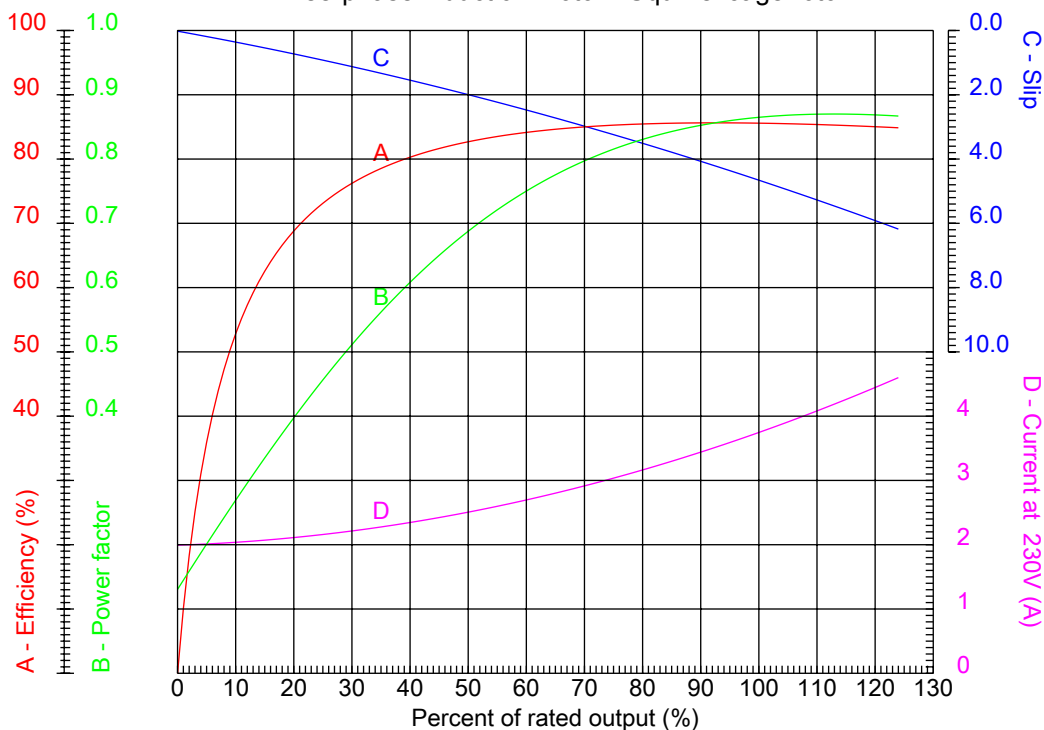


No.:

Date: 28-DEC-2012

PERFORMANCE CURVES RELATED TO RATED OUTPUT

Three-phase induction motor - Squirrel cage rotor



Customer :  
 Product line : Close Coupled Pump : Three-Phase - "JM" Type - ODP - NEMA Premium

Frame	: E143/5JM	Locked rotor current (I <sub>l</sub> /I <sub>n</sub> )	: 9.0
Output	: 1.5 HP	Duty cycle	: S1
Frequency	: 60 Hz	Service factor	: 1.15 (1.00 at 208V)
Full load speed	: 3430	Design	: B
Voltage	: 208-230/460 V	Locked rotor torque	: 400 %
Rated current	: 4.10-3.80/1.90 A	Breakdown torque	: 350 %
Insulation class	: F		

Notes:

Performed by

Checked

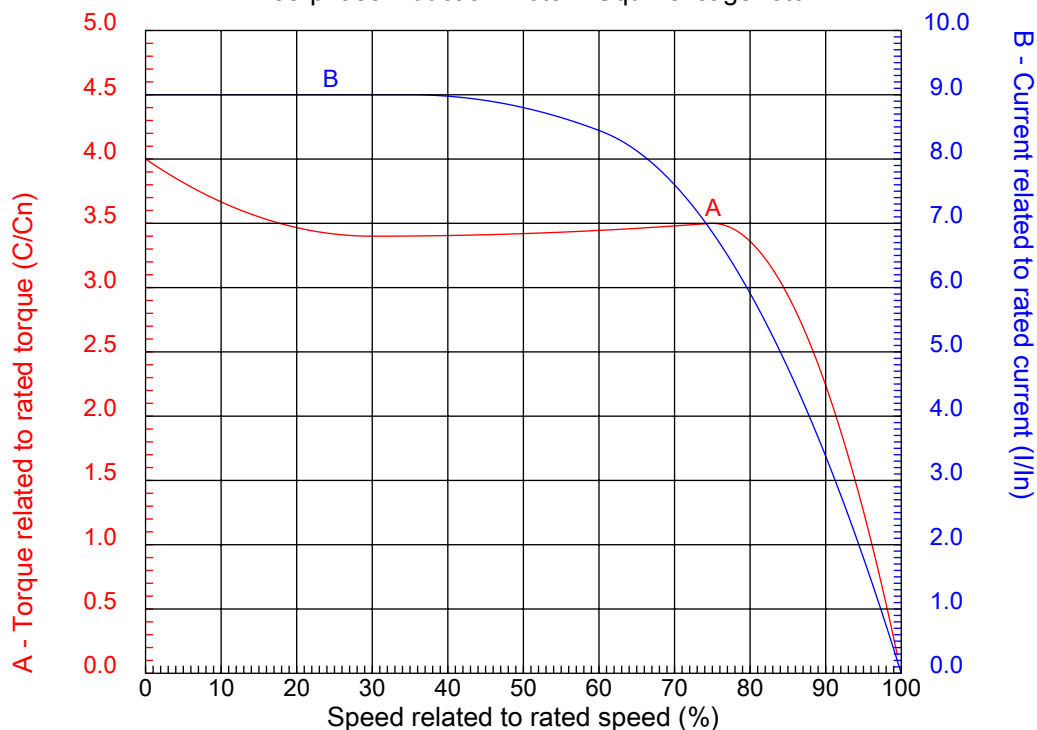


No.:

Date: 28-DEC-2012

### CHARACTERISTIC CURVES RELATED TO SPEED

Three-phase induction motor - Squirrel cage rotor



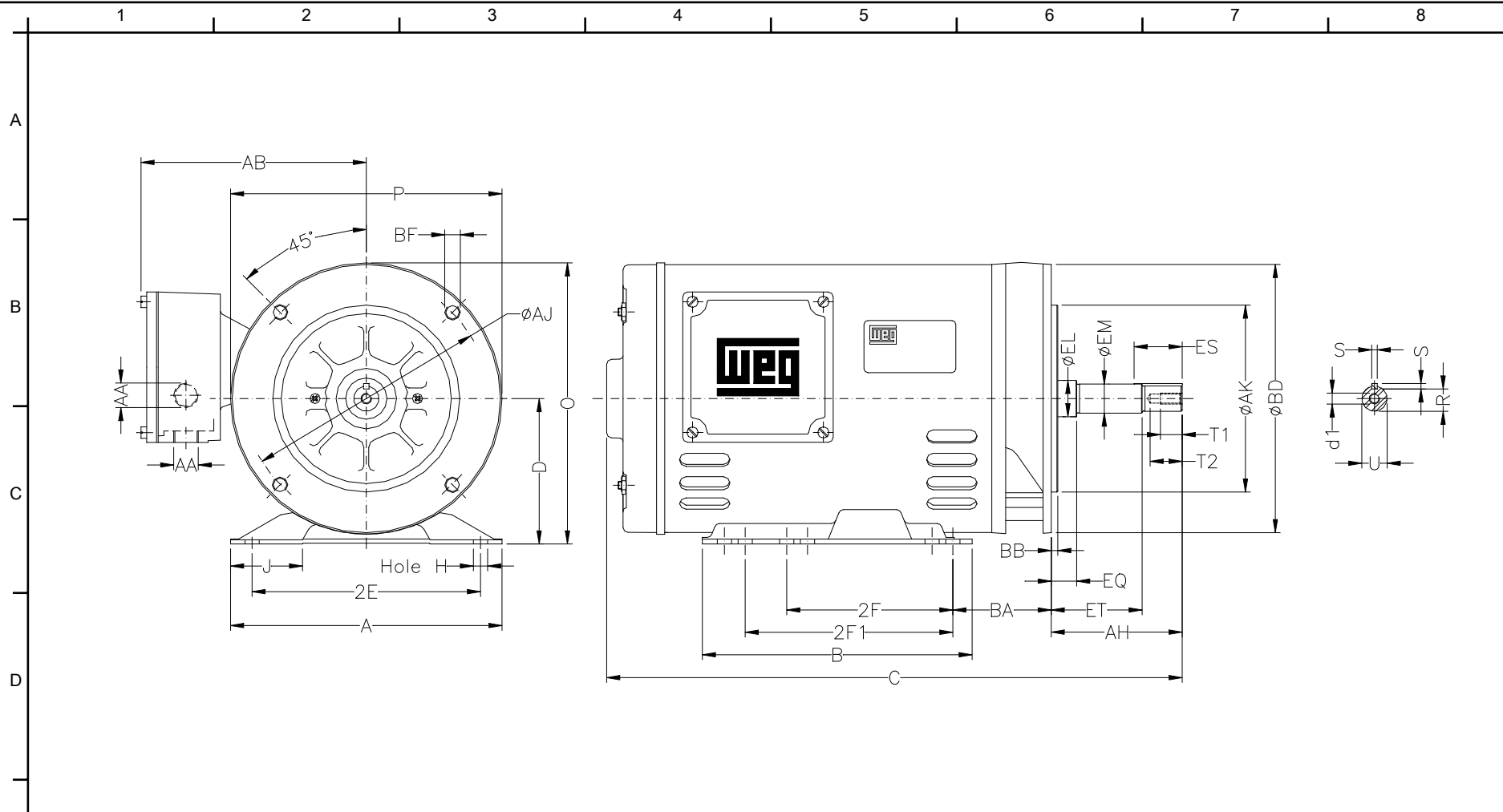
Customer :  
Product line : Close Coupled Pump : Three-Phase - "JM" Type - ODP - NEMA Premium

Frame	: E143/5JM	Locked rotor current (I <sub>l</sub> /I <sub>n</sub> )	: 9.0
Output	: 1.5 HP	Duty cycle	: S1
Frequency	: 60 Hz	Service factor	: 1.15 (1.00 at 208V)
Full load speed	: 3430	Design	: B
Voltage	: 208-230/460 V	Locked rotor torque	: 400 %
Rated current	: 4.10-3.80/1.90 A	Breakdown torque	: 350 %
Insulation class	: F		

Notes:

Performed by

Checked



Notes:

2E 5.500	A 6.535	2F 0.157	B 0.256	J 1.732
BA 2.250	D 3.500	G 3.05	O 6.772	P 6.535
AB 5.433	H 0.342	AA 2XNPT 1/2"	EQ 0.630	ET 2.880
U 0.8744	EM 1.000	EL 1.156	S 0.187	R 0.768
ES 1.653	d1 DUNC 3/8"-16	t1 0.748	t2 1.102	C 14.055
Flange FC-149	AJ 5.874	AK 4.500	BD 6.535	BF UNC 3/8"x16
BB 0.157	BC ---	AH 4.258		

Performed by:

Checked:

Customer:

Close Coupled Pump : Three-Phase - "JM" Type - ODP - NEMA Premium

Three-phase induction motor  
Frame E143/5JM - IP21

28-DEC-2012

