



No.:

Date: 26-DEC-2012

Customer :

TECHNICAL PROPOSAL

Three-phase induction motor - Squirrel cage rotor

Product line : Close Coupled Pump: Three-Phase - W22 "JM" Type - TEFC - High Efficiency

Catalog Number : 00158EP3H145JM-W22

List Price : \$509

Notes:

Performed by:

Checked:



No.:

Date: 26-DEC-2012

## DATA SHEET

### Three-phase induction motor - Squirrel cage rotor

Customer :  
Product line : Close Coupled Pump: Three-Phase - W22 "JM" Type - TEFC - High Efficiency

Frame : 145JM  
Output : 1.5 HP  
Frequency : 60 Hz  
Poles : 4  
Full load speed : 1760  
Slip : 2.22 %  
Voltage : 575 V  
Rated current : 1.69 A  
Locked rotor current : 15.2 A  
Locked rotor current (I<sub>L</sub>/I<sub>n</sub>) : 9.0  
No-load current : 1.12 A  
Full load torque : 4.42 lb.ft  
Locked rotor torque : 250 %  
Breakdown torque : 300 %  
Design : B  
Insulation class : F  
Temperature rise : 80 K  
Locked rotor time : 14 s (hot)  
Service factor : 1.25  
Duty cycle : S1  
Ambient temperature : -20°C - +40°C  
Altitude : 1000  
Degree of Protection : IP55  
Approximate weight : 41 lb  
Moment of inertia : 0.11723 sq.ft.lb  
Noise level : 51 dB(A)

	D.E.	N.D.E.	Load	Power factor	Efficiency (%)
Bearings	6206 ZZ	6204 ZZ	100%	0.78	84.0
Regreasing interval	---	---	75%	0.70	82.5
Grease amount	---	---	50%	0.57	80.0

Notes:

Performed by

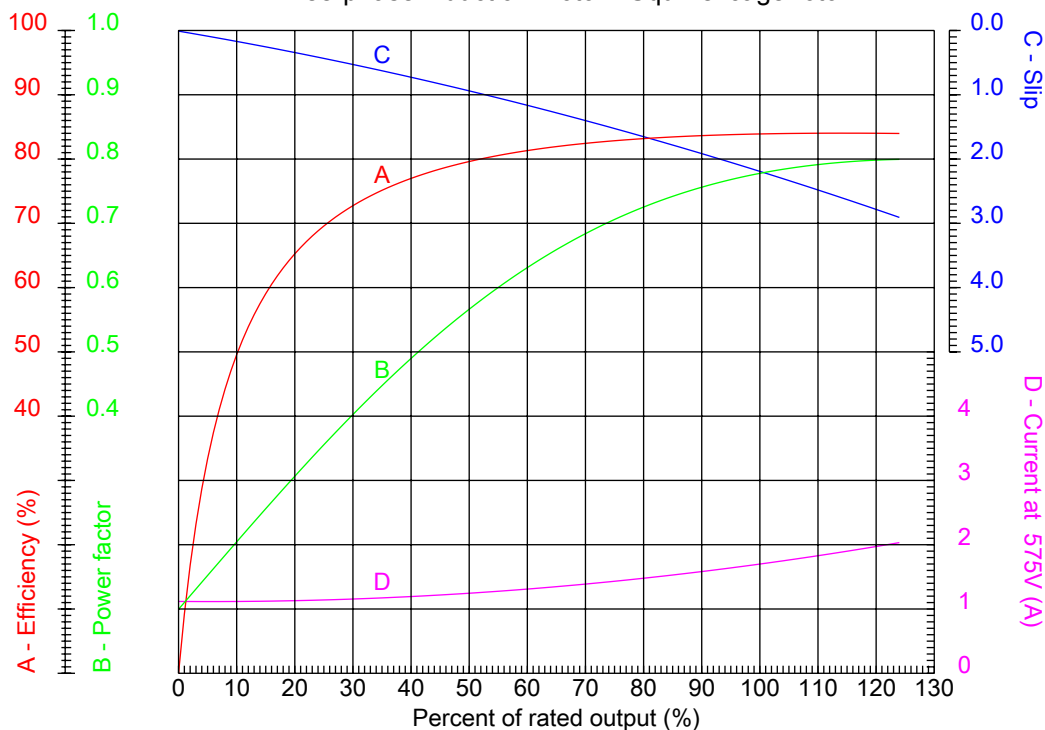
Checked



No.:

Date: 26-DEC-2012

PERFORMANCE CURVES RELATED TO RATED OUTPUT  
Three-phase induction motor - Squirrel cage rotor



Customer :  
Product line : Close Coupled Pump: Three-Phase - W22 "JM" Type - TEFC - High Efficiency

Frame	: 145JM	Locked rotor current (I <sub>L</sub> /I <sub>n</sub> )	: 9.0
Output	: 1.5 HP	Duty cycle	: S1
Frequency	: 60 Hz	Service factor	: 1.25
Full load speed	: 1760	Design	: B
Voltage	: 575 V	Locked rotor torque	: 250 %
Rated current	: 1.69 A	Breakdown torque	: 300 %
Insulation class	: F		

Notes:

Performed by

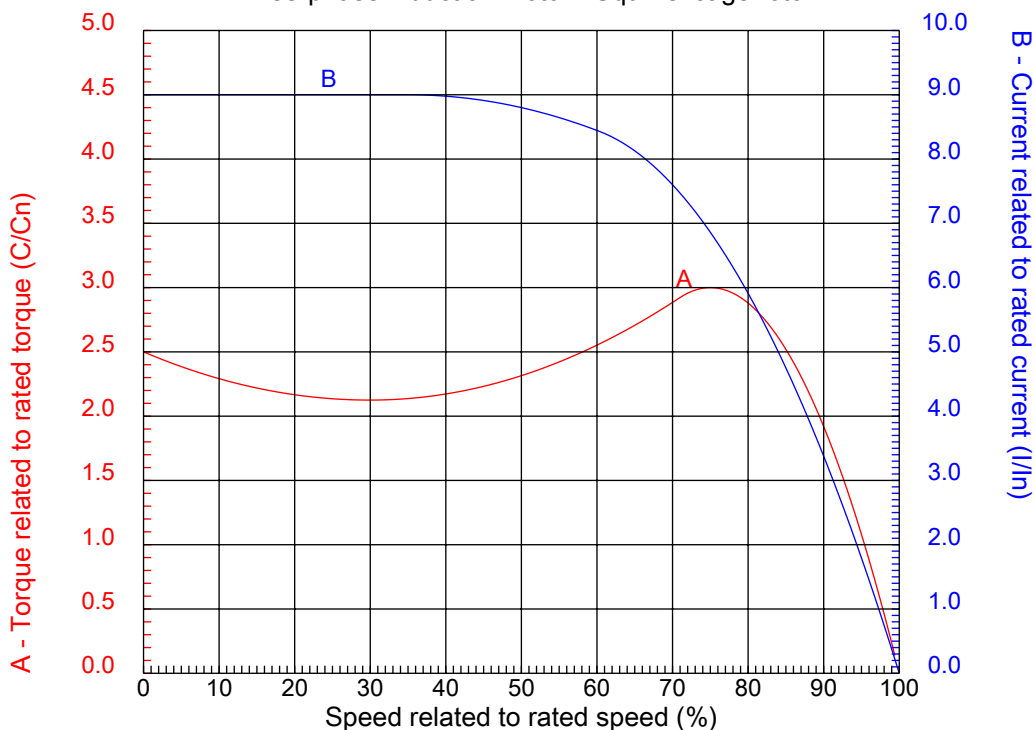
Checked



No.:

Date: 26-DEC-2012

### CHARACTERISTIC CURVES RELATED TO SPEED Three-phase induction motor - Squirrel cage rotor



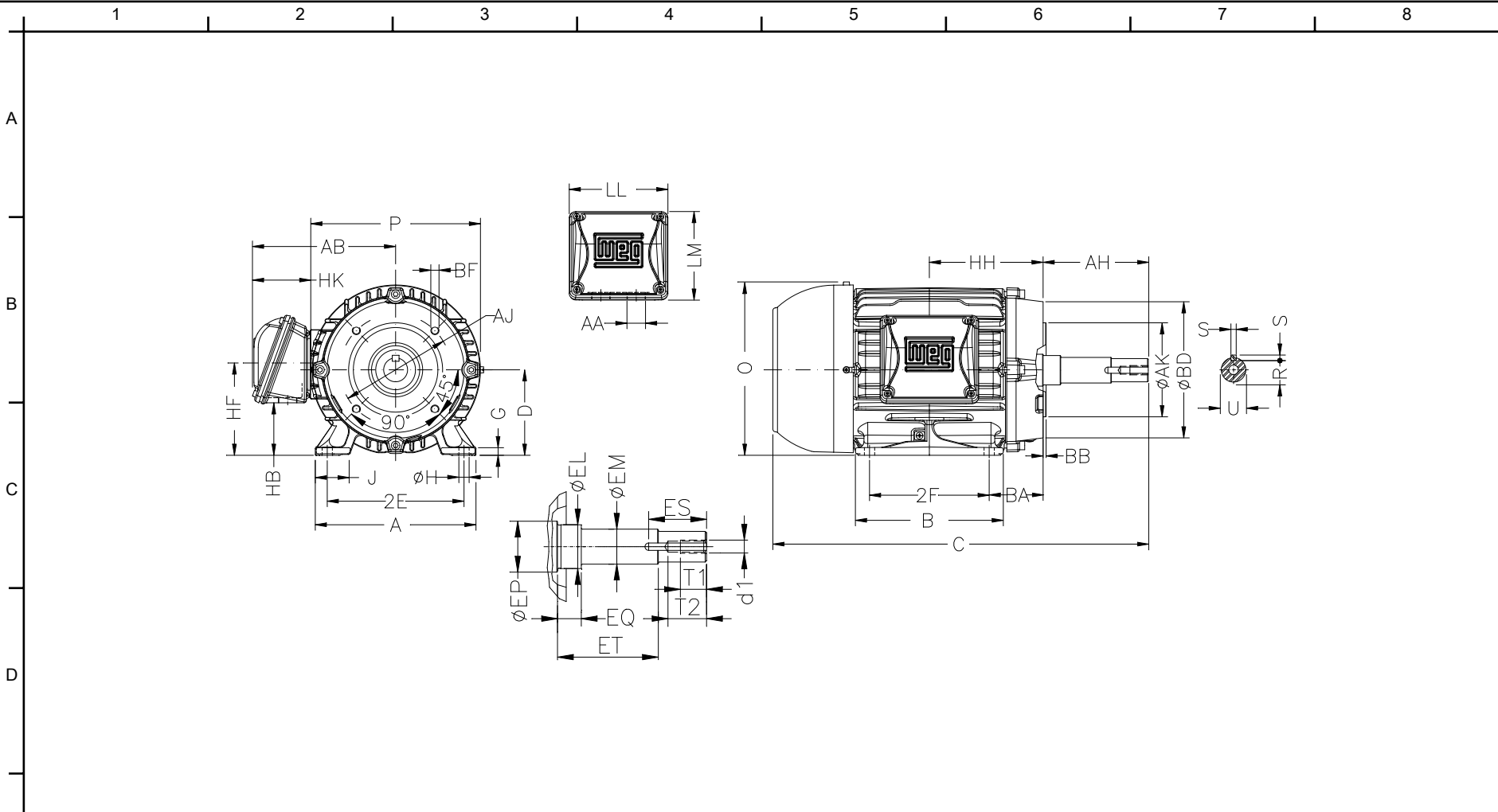
Customer :  
Product line : Close Coupled Pump: Three-Phase - W22 "JM" Type - TEFC - High Efficiency

Frame	: 145JM	Locked rotor current (I <sub>l</sub> /I <sub>n</sub> )	: 9.0
Output	: 1.5 HP	Duty cycle	: S1
Frequency	: 60 Hz	Service factor	: 1.25
Full load speed	: 1760	Design	: B
Voltage	: 575 V	Locked rotor torque	: 250 %
Rated current	: 1.69 A	Breakdown torque	: 300 %
Insulation class	: F		

Notes:

Performed by

Checked



Notes:

2E 5.500	J 1.437	A 6.457	P 7.047	AB 6.181
2F 5.000	B 6.142	BA 2.560	D 3.500	G 0.354
O 7.122	H 0.344	AA NPT 3/4"	ER 4.258	EQ 0.630
ET 2.880	U 0.874	EM 1.000	EL 1.156	EP 1.179
ES 1.654	t1 0.748	t2 1.102	C 15.304	Flange FC-149
AJ 5.874	AK 4.500	BD 6.496	BF UNC 3/8"x16	BB 0.157
BC ---	AH 4.258			

Performed by:

Checked:

Customer:

Close Coupled Pump: Three-Phase - W22 "JM" Type - TEFC - High Efficiency

Three-phase induction motor  
Frame 145JM - IP55

26-DEC-2012

