



No.:

Date: 26-DEC-2012

Customer :

TECHNICAL PROPOSAL

Three-phase induction motor - Squirrel cage rotor

Product line : Close Coupled Pump: Three-Phase - W22 "JP" Type - TEFC - NEMA Premium

Catalog Number : 00236ET3E145JP-W22

List Price : \$694

Notes:

Performed by:

Checked:



No.:

Date: 26-DEC-2012

## DATA SHEET

### Three-phase induction motor - Squirrel cage rotor

Customer :  
Product line : Close Coupled Pump: Three-Phase - W22 "JP" Type - TEFC - NEMA Premium

Frame : 145JP  
Output : 2 HP  
Frequency : 60 Hz  
Poles : 2  
Full load speed : 3480  
Slip : 3.33 %  
Voltage : 208-230/460 V  
Rated current : 5.60-5.12/2.56 A  
Locked rotor current : 45.6/22.8 A  
Locked rotor current (I<sub>L</sub>/I<sub>n</sub>) : 8.9  
No-load current : 1.98/0.990 A  
Full load torque : 2.98 lb.ft  
Locked rotor torque : 350 %  
Breakdown torque : 380 %  
Design : B  
Insulation class : F  
Temperature rise : 80 K  
Locked rotor time : 17 s (hot)  
Service factor : 1.25  
Duty cycle : S1  
Ambient temperature : -20°C - +40°C  
Altitude : 1000  
Degree of Protection : IP55  
Approximate weight : 52 lb  
Moment of inertia : 0.06051 sq.ft.lb  
Noise level : 68 dB(A)

	D.E.	N.D.E.	Load	Power factor	Efficiency (%)
Bearings	6206 ZZ	6204 ZZ	100%	0.86	85.5
Regreasing interval	---	---	75%	0.80	85.5
Grease amount	---	---	50%	0.71	82.5

Notes:

Performed by

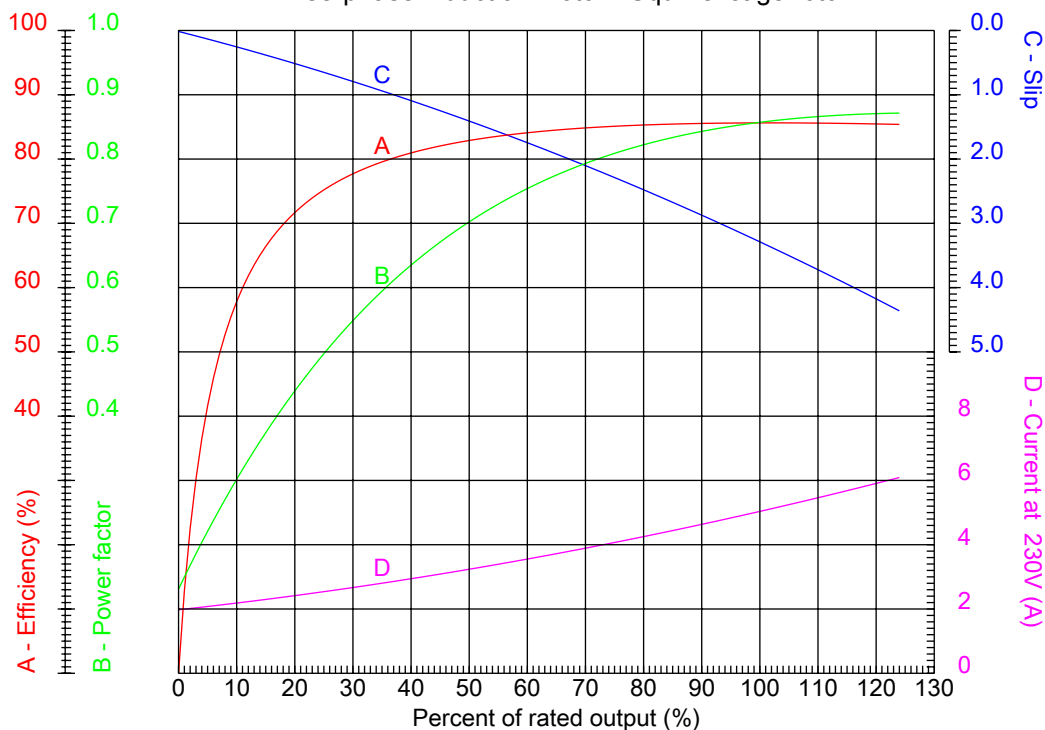
Checked



No.:

Date: 26-DEC-2012

### PERFORMANCE CURVES RELATED TO RATED OUTPUT Three-phase induction motor - Squirrel cage rotor



Customer :  
Product line : Close Coupled Pump: Three-Phase - W22 "JP" Type - TEFC - NEMA Premium

Frame	: 145JP	Locked rotor current (I <sub>l</sub> /I <sub>n</sub> )	: 8.9
Output	: 2 HP	Duty cycle	: S1
Frequency	: 60 Hz	Service factor	: 1.25
Full load speed	: 3480	Design	: B
Voltage	: 208-230/460 V	Locked rotor torque	: 350 %
Rated current	: 5.60-5.12/2.56 A	Breakdown torque	: 380 %
Insulation class	: F		

Notes:

Performed by

Checked

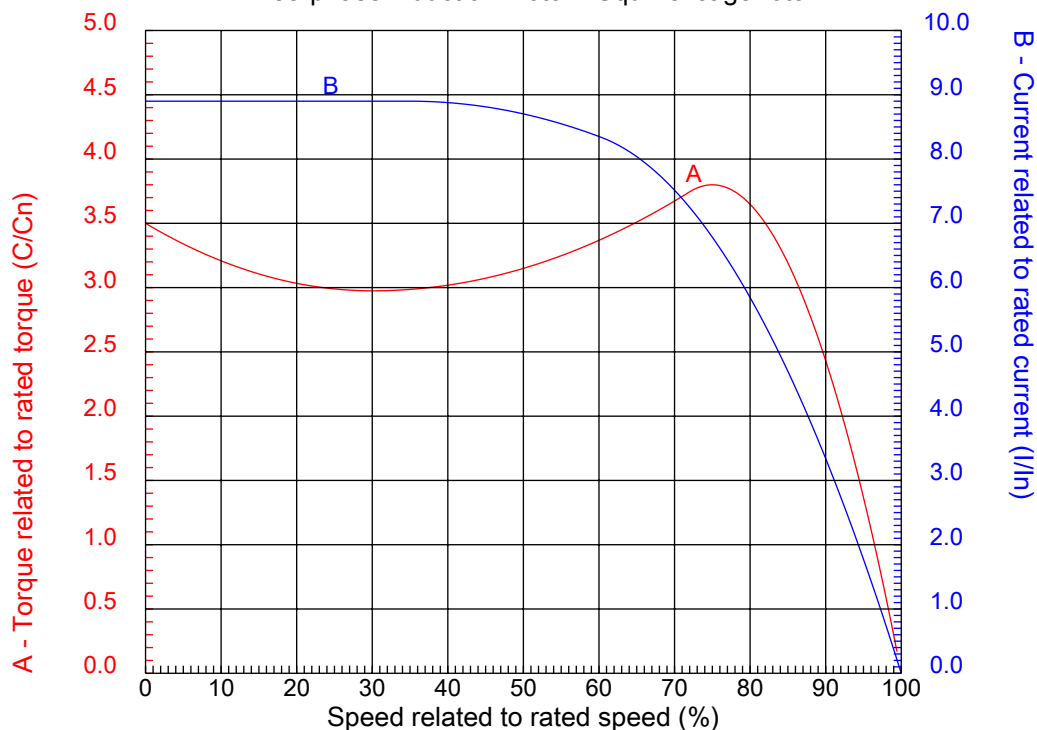


No.:

Date: 26-DEC-2012

### CHARACTERISTIC CURVES RELATED TO SPEED

Three-phase induction motor - Squirrel cage rotor



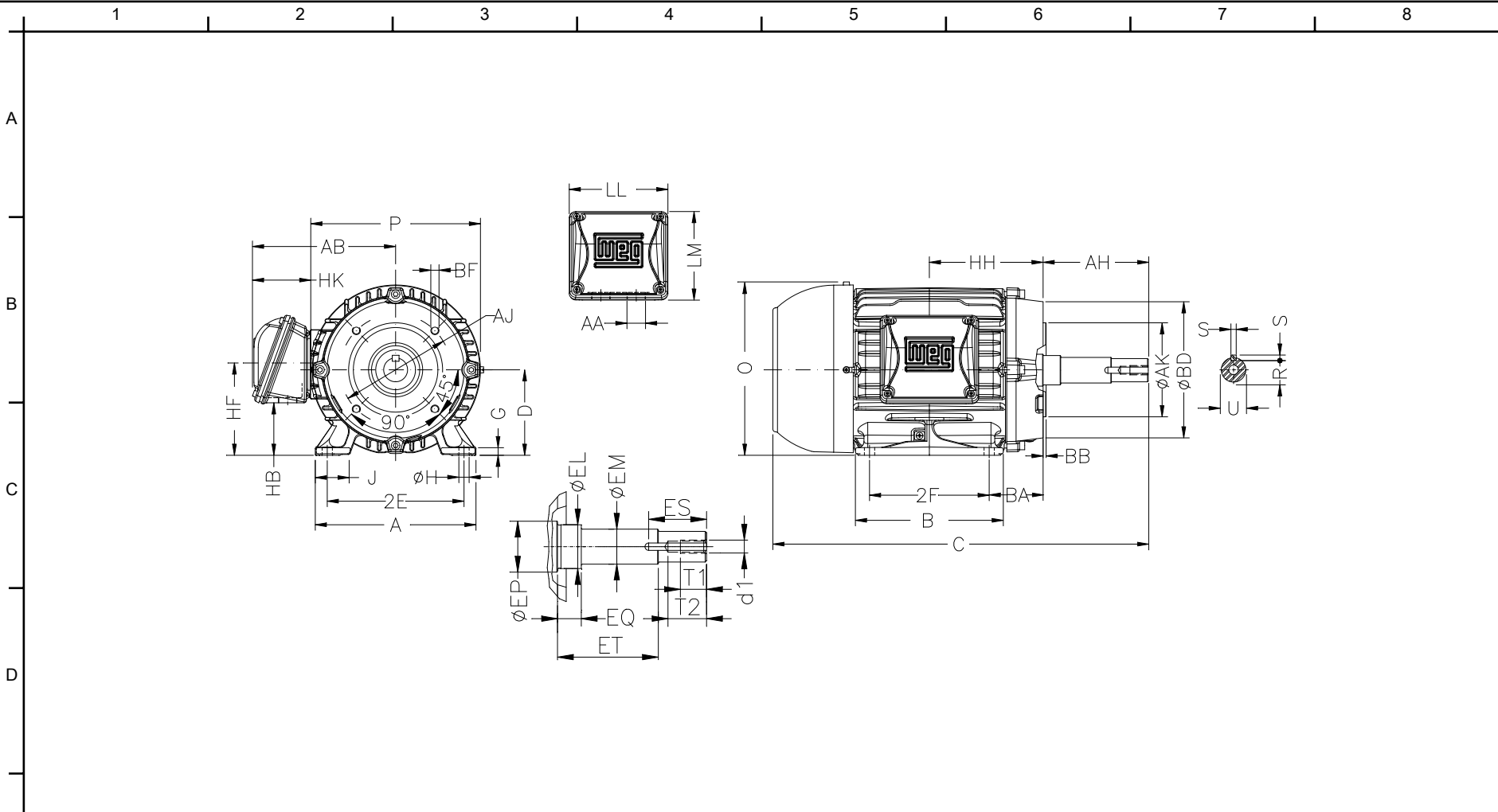
Customer :  
Product line : Close Coupled Pump: Three-Phase - W22 "JP" Type - TEFC - NEMA Premium

Frame	: 145JP	Locked rotor current (I <sub>l</sub> /I <sub>n</sub> )	: 8.9
Output	: 2 HP	Duty cycle	: S1
Frequency	: 60 Hz	Service factor	: 1.25
Full load speed	: 3480	Design	: B
Voltage	: 208-230/460 V	Locked rotor torque	: 350 %
Rated current	: 5.60-5.12/2.56 A	Breakdown torque	: 380 %
Insulation class	: F		

Notes:

Performed by

Checked



Notes:

2E 5.500	J 1.437	A 6.457	P 7.047	AB 6.181
2F 5.000	B 6.142	BA 2.560	D 3.500	G 0.354
O 7.122	H 0.344	AA NPT 3/4"	ER 7.319	EQ 1.563
ET 5.941	U 0.874	EM 1.000	EL 1.156	EP 1.179
ES 1.654	t1 0.748	t2 1.102	C 18.365	Flange FC-149
AJ 5.874	AK 4.500	BD 6.496	BF UNC 3/8"x16	BB 0.157
BC ---	AH 7.319			

Performed by:

Checked:

Customer:

Close Coupled Pump: Three-Phase - W22 "JP" Type - TEFC - NEMA Premium

Three-phase induction motor  
Frame 145JP - IP55

26-DEC-2012

