



No.:

Date: 26-DEC-2012

Customer :

TECHNICAL PROPOSAL

Three-phase induction motor - Squirrel cage rotor

Product line : Close Coupled Pump : Three-Phase - "JM" Type - ODP - NEMA Premium

Catalog Number : 00318OT3E182JM

List Price : \$665

Notes:

Performed by:

Checked:



No.:

Date: 26-DEC-2012

## DATA SHEET

### Three-phase induction motor - Squirrel cage rotor

Customer :  
 Product line : Close Coupled Pump : Three-Phase - "JM" Type - ODP - NEMA Premium

Frame : 182JM  
 Output : 3 HP  
 Frequency : 60 Hz  
 Poles : 4  
 Full load speed : 1760  
 Slip : 2.22 %  
 Voltage : 208-230/460 V  
 Rated current : 8.98-8.12/4.06 A  
 Locked rotor current : 65.8/32.9 A  
 Locked rotor current (I<sub>L</sub>/I<sub>n</sub>) : 8.1  
 No-load current : 4.74/2.37 A  
 Full load torque : 8.83 lb.ft  
 Locked rotor torque : 240 %  
 Breakdown torque : 300 %  
 Design : B  
 Insulation class : F  
 Temperature rise : 80 K  
 Locked rotor time : 12 s (hot)  
 Service factor : 1.15  
 Duty cycle : S1  
 Ambient temperature : -20°C - +40°C  
 Altitude : 1000  
 Degree of Protection : IP21  
 Approximate weight : 46 lb  
 Moment of inertia : 0.25415 sq.ft.lb  
 Noise level : ---

	D.E.	N.D.E.	Load	Power factor	Efficiency (%)
Bearings	6207 ZZ	6205 ZZ	100%	0.76	89.5
Regreasing interval	---	---	75%	0.68	88.5
Grease amount	---	---	50%	0.54	85.5

Notes:

Performed by

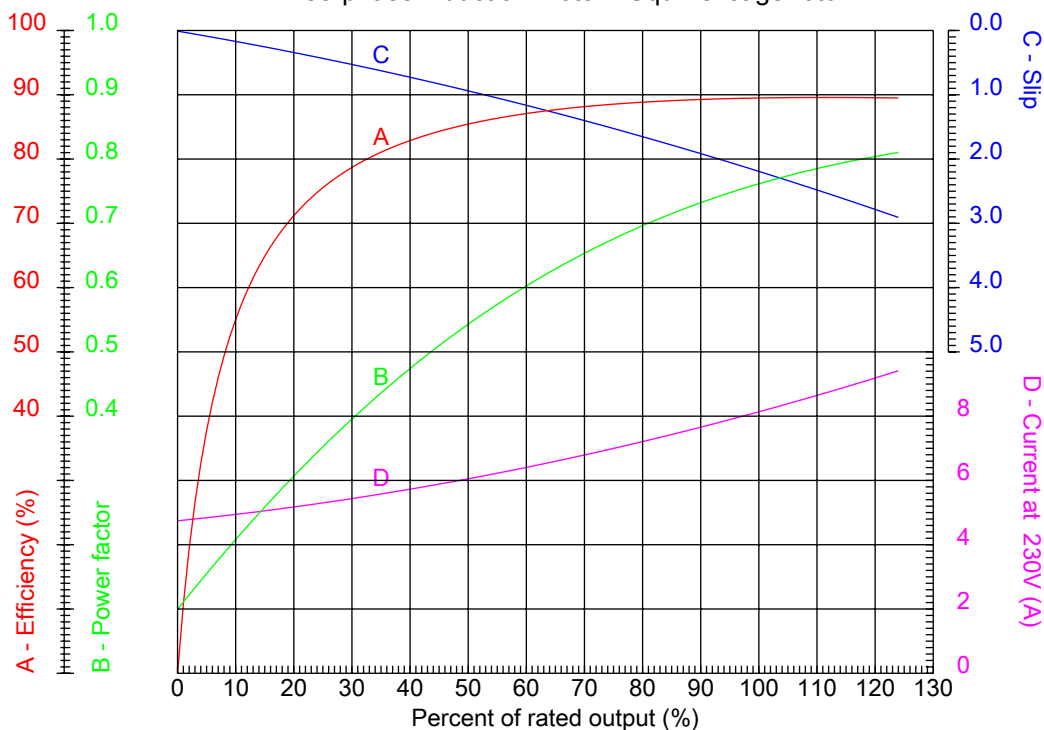
Checked



No.:

Date: 26-DEC-2012

### PERFORMANCE CURVES RELATED TO RATED OUTPUT Three-phase induction motor - Squirrel cage rotor



Customer :  
Product line : Close Coupled Pump : Three-Phase - "JM" Type - ODP - NEMA Premium

Frame	: 182JM	Locked rotor current (I <sub>l</sub> /I <sub>n</sub> )	: 8.1
Output	: 3 HP	Duty cycle	: S1
Frequency	: 60 Hz	Service factor	: 1.15
Full load speed	: 1760	Design	: B
Voltage	: 208-230/460 V	Locked rotor torque	: 240 %
Rated current	: 8.98-8.12/4.06 A	Breakdown torque	: 300 %
Insulation class	: F		

Notes:

Performed by

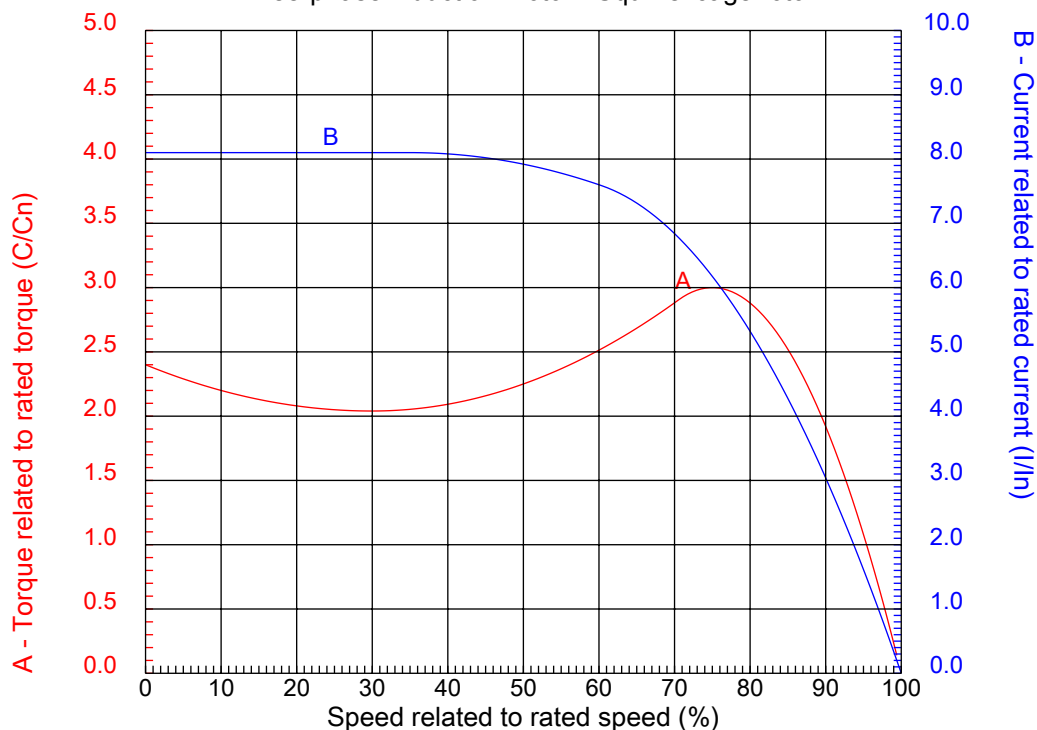
Checked



No.:

Date: 26-DEC-2012

### CHARACTERISTIC CURVES RELATED TO SPEED Three-phase induction motor - Squirrel cage rotor



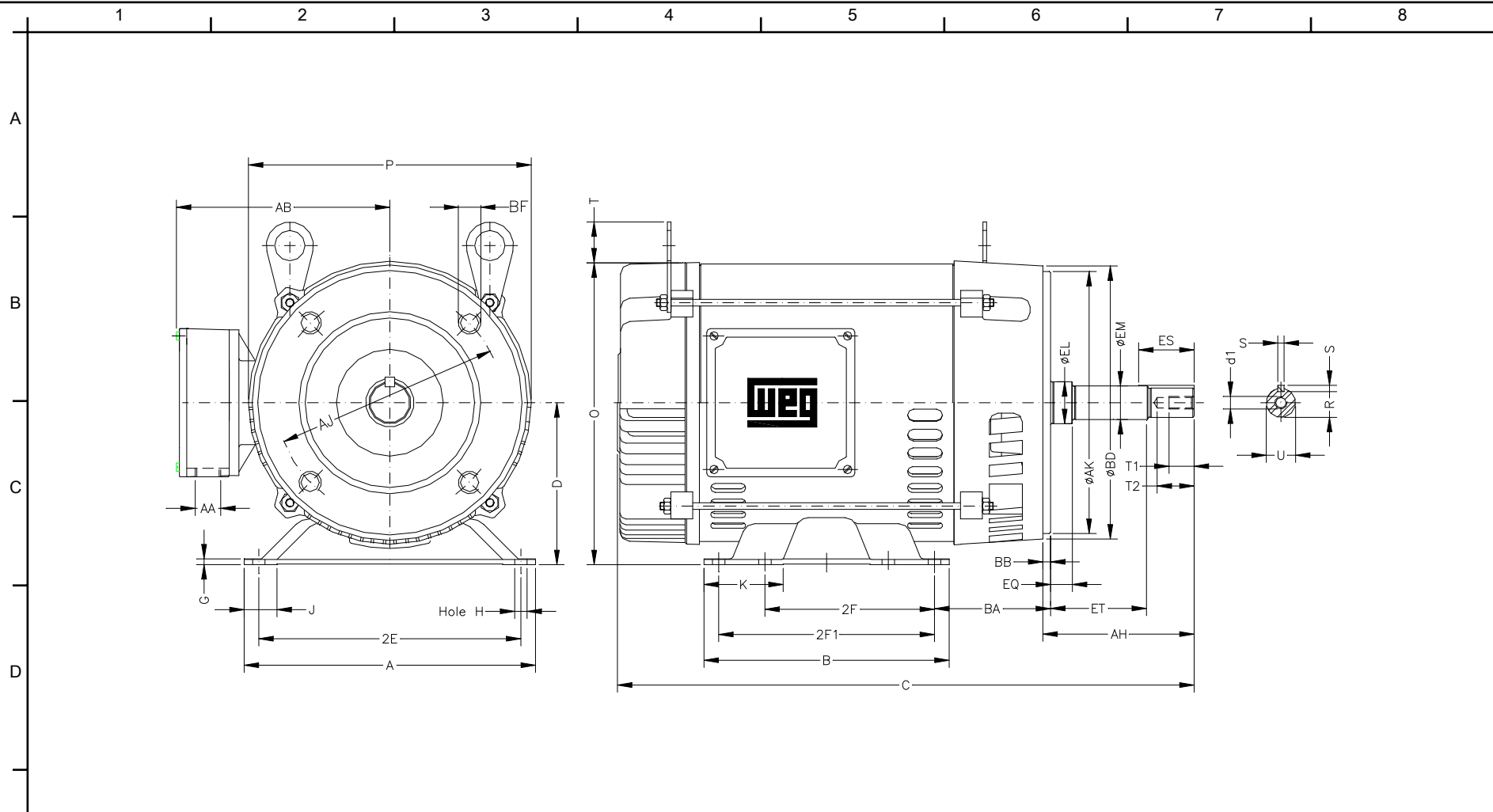
Customer :  
Product line : Close Coupled Pump : Three-Phase - "JM" Type - ODP - NEMA Premium

Frame	: 182JM	Locked rotor current (I <sub>l</sub> /I <sub>n</sub> )	: 8.1
Output	: 3 HP	Duty cycle	: S1
Frequency	: 60 Hz	Service factor	: 1.15
Full load speed	: 1760	Design	: B
Voltage	: 208-230/460 V	Locked rotor torque	: 240 %
Rated current	: 8.98-8.12/4.06 A	Breakdown torque	: 300 %
Insulation class	: F		

Notes:

Performed by

Checked



E	2E 7.500	A 8.661	2F 4.500/5.500	B 6.299	J 1.171
	BA 2.750	D 4.500	K 1.988	G 0.187	O 8.307
	P 7.637	T 1.614	HD 9.921	AB 6.574	H 0.406
	AA NPT 3/4"	EQ 0.630	ET 2.880	U 0.874	EM 1.000
	EL 1.250	S 0.187	EP 1.376	R 0.767	ES 1.575
F	d1 EUNC 3/8"-16	t1 0.748	t2 1.102	C 14.527	Flange FC-149
	AJ 5.874	AK 4.500	BD 6.496	BF UNC 3/8"x16	BB 0.157
	BC	AH 4.258			

Notes:

Performed by:

Checked:

Customer:

Close Coupled Pump : Three-Phase - "JM" Type - ODP - NEMA Premium

Three-phase induction motor  
Frame 182JM - IP21

26-DEC-2012

