



No.:

Date: 28-DEC-2012

Customer :

TECHNICAL PROPOSAL

Three-phase induction motor - Squirrel cage rotor

Product line : Saw Arbor Motors : Single and Double Shaft End

Catalog Number : 00736ES3HSA80LR

List Price : \$1,642

Notes:

Performed by:

Checked:



No.:

Date: 28-DEC-2012

## DATA SHEET

### Three-phase induction motor - Squirrel cage rotor

Customer :  
Product line : Saw Arbor Motors : Single and Double Shaft End

Frame : 80L  
Output : 7.5 HP  
Frequency : 60 Hz  
Poles : 2  
Full load speed : 3490  
Slip : 3.06 %  
Voltage : 575 V  
Rated current : 7.81 A  
Locked rotor current : 71.8 A  
Locked rotor current (I<sub>L</sub>/I<sub>n</sub>) : 9.2  
No-load current : 3.52 A  
Full load torque : 11.1 lb.ft  
Locked rotor torque : 400 %  
Breakdown torque : 460 %  
Design : N  
Insulation class : F  
Temperature rise : 80 K  
Locked rotor time : 5 s (hot)  
Service factor : 1.15  
Duty cycle : S6 50%  
Ambient temperature : -20°C - +40°C  
Altitude : 1000  
Degree of Protection : IP54  
Approximate weight : 120 lb  
Moment of inertia : 0.14357 sq.ft.lb  
Noise level : 62 dB(A)

	D.E.	N.D.E.	Load	Power factor	Efficiency (%)
Bearings	6307 ZZ	6207 ZZ	100%	0.81	87.4
Regreasing interval	---	---	75%	0.75	87.0
Grease amount	---	---	50%	0.64	85.2

Notes:

Performed by

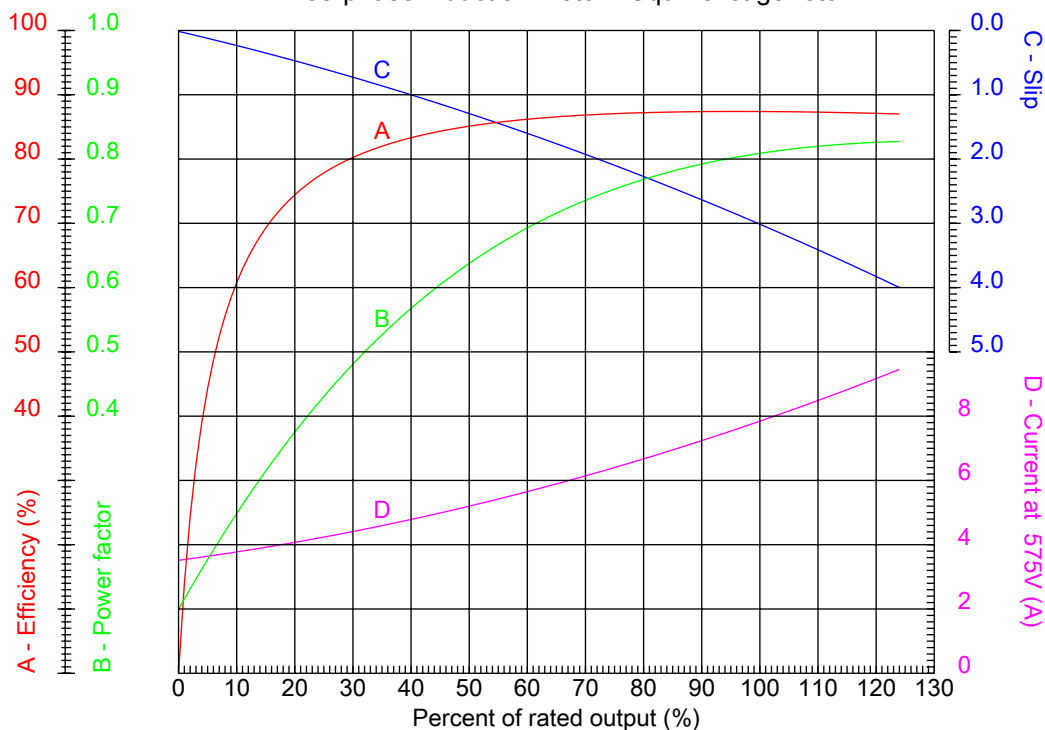
Checked



No.:

Date: 28-DEC-2012

PERFORMANCE CURVES RELATED TO RATED OUTPUT  
Three-phase induction motor - Squirrel cage rotor



Customer :  
Product line : Saw Arbor Motors : Single and Double Shaft End

Frame : 80L	Locked rotor current (I <sub>L</sub> /I <sub>n</sub> ) : 9.2
Output : 7.5 HP	Duty cycle : S6 50%
Frequency : 60 Hz	Service factor : 1.15
Full load speed : 3490	Design : N
Voltage : 575 V	Locked rotor torque : 400 %
Rated current : 7.81 A	Breakdown torque : 460 %
Insulation class : F	

Notes:

Performed by

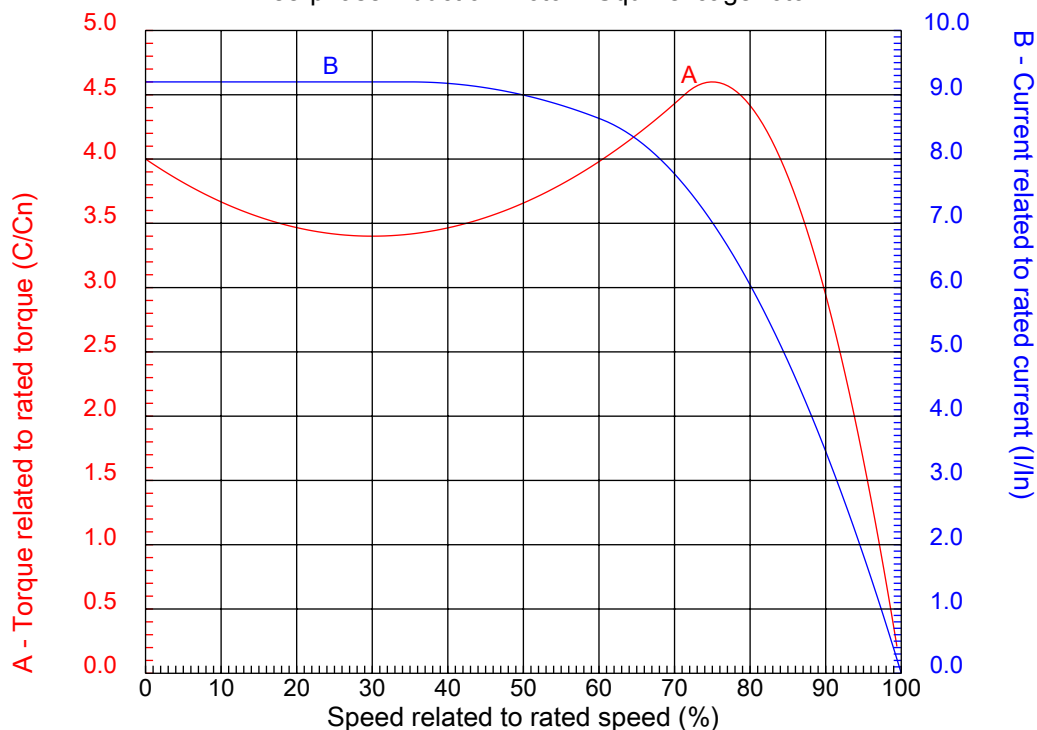
Checked



No.:

Date: 28-DEC-2012

### CHARACTERISTIC CURVES RELATED TO SPEED Three-phase induction motor - Squirrel cage rotor



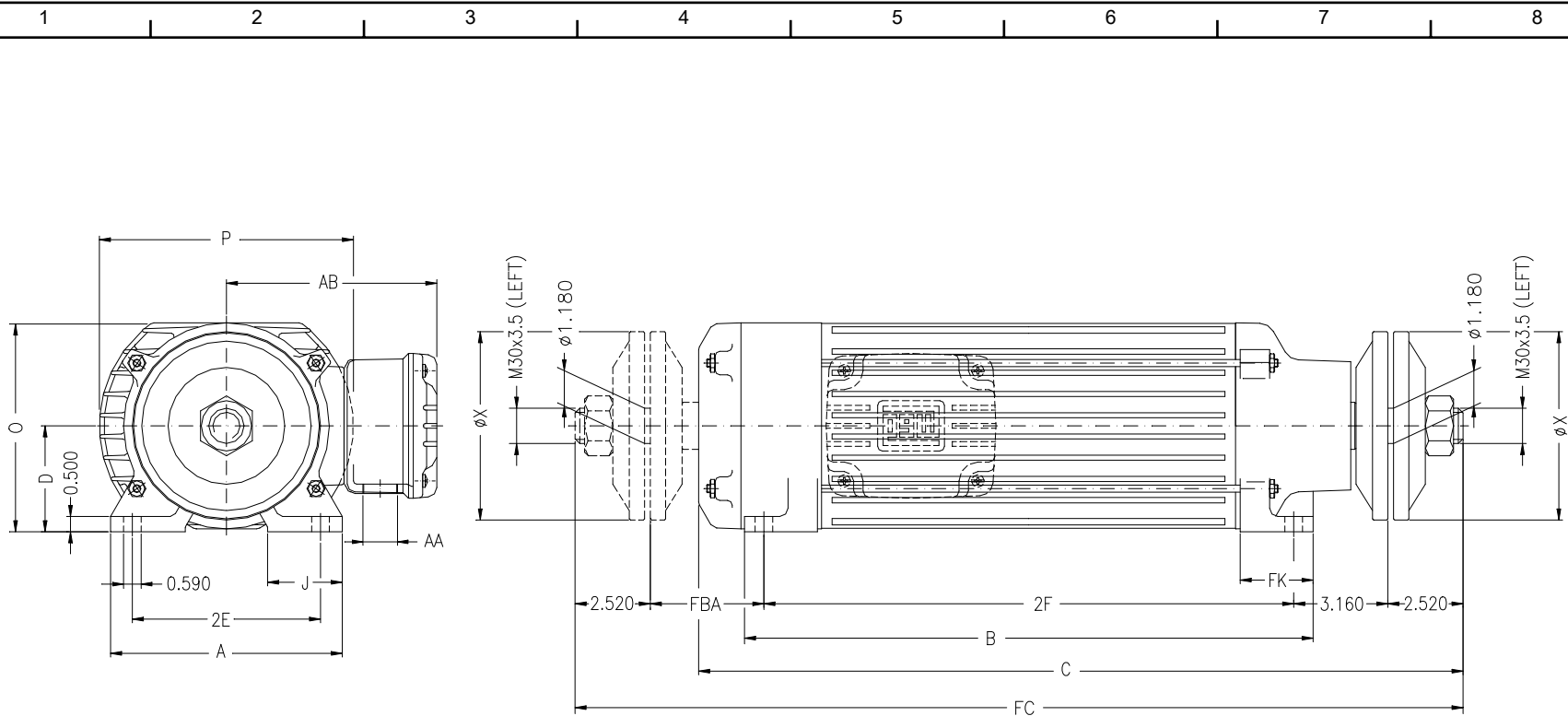
Customer :  
Product line : Saw Arbor Motors : Single and Double Shaft End

Frame	: 80L	Locked rotor current (I <sub>l</sub> /I <sub>ln</sub> )	: 9.2
Output	: 7.5 HP	Duty cycle	: S6 50%
Frequency	: 60 Hz	Service factor	: 1.15
Full load speed	: 3490	Design	: N
Voltage	: 575 V	Locked rotor torque	: 400 %
Rated current	: 7.81 A	Breakdown torque	: 460 %
Insulation class	: F		

Notes:

Performed by

Checked



A  
B  
C  
D  
E  
F

2E	2F	A	B	FK
190	360	225	405	45
FBA	C	FC	D	J
102	571.0	670.0	80	35
O	P	AB	AA	
157	190	164	NPT 3/4"	

Notes:		
Performed by:		
Checked:		
Customer:		
Saw Arbor Motors : Single and Double Shaft End		
Three-phase induction motor Frame 80L - IP54	28-DEC-2012	