



No.:

Date: 27-DEC-2012

Customer :

TECHNICAL PROPOSAL

Three-phase induction motor - Squirrel cage rotor

Product line : Close Coupled Pump : Three-Phase - "JM" Type - ODP - NEMA Premium

Catalog Number : 01036OT3E213JM

List Price : \$1,289

Notes:

Performed by:

Checked:



No.:

Date: 27-DEC-2012

## DATA SHEET

### Three-phase induction motor - Squirrel cage rotor

Customer :  
Product line : Close Coupled Pump : Three-Phase - "JM" Type - ODP - NEMA Premium

Frame : 213/5JM  
Output : 10 HP  
Frequency : 60 Hz  
Poles : 2  
Full load speed : 3520  
Slip : 2.22 %  
Voltage : 208-230/460 V  
Rated current : 26.2-23.7/11.9 A  
Locked rotor current : 171/85.4 A  
Locked rotor current (I<sub>L</sub>/I<sub>n</sub>) : 7.2  
No-load current : 8.40/4.20 A  
Full load torque : 14.7 lb.ft  
Locked rotor torque : 220 %  
Breakdown torque : 280 %  
Design : B  
Insulation class : F  
Temperature rise : 80 K  
Locked rotor time : 15 s (hot)  
Service factor : 1.15  
Duty cycle : S1  
Ambient temperature : -20°C - +40°C  
Altitude : 1000  
Degree of Protection : IP21  
Approximate weight : 121 lb  
Moment of inertia : 0.48813 sq.ft.lb  
Noise level : ---

	D.E.	N.D.E.	Load	Power factor	Efficiency (%)
Bearings	6209 ZZ	6206 ZZ	100%	0.88	90.2
Regreasing interval	---	---	75%	0.83	90.2
Grease amount	---	---	50%	0.73	89.5

Notes:

Performed by

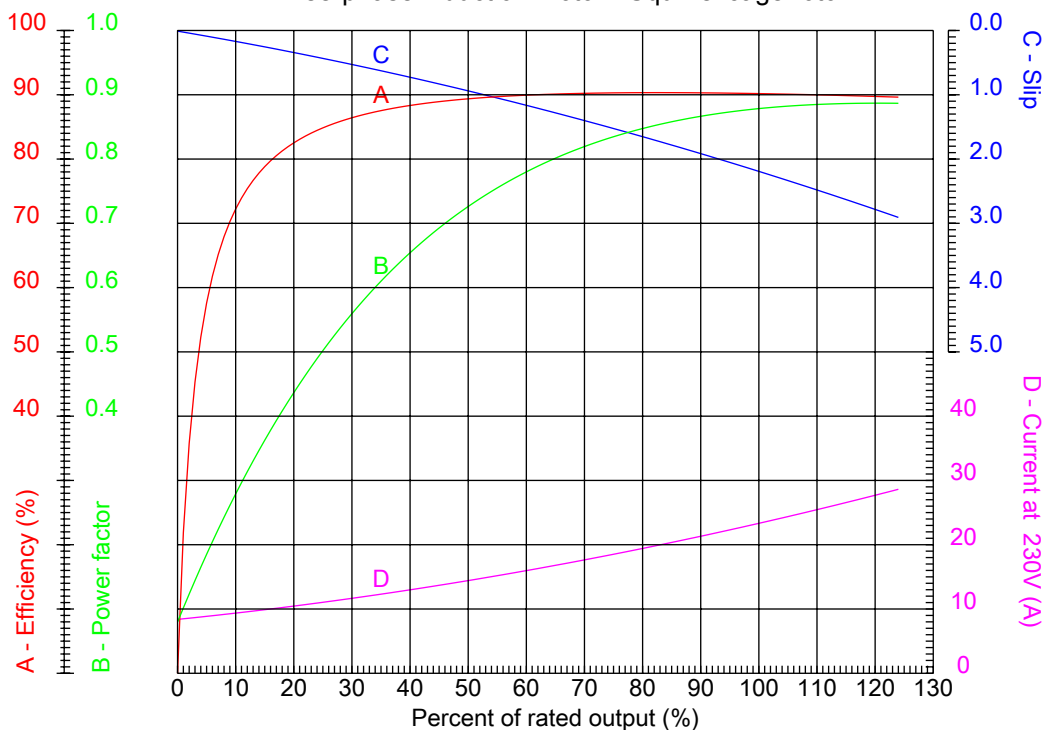
Checked



No.:

Date: 27-DEC-2012

PERFORMANCE CURVES RELATED TO RATED OUTPUT  
 Three-phase induction motor - Squirrel cage rotor



Customer :  
 Product line : Close Coupled Pump : Three-Phase - "JM" Type - ODP - NEMA Premium

Frame	: 213/5JM	Locked rotor current (I <sub>l</sub> /I <sub>n</sub> )	: 7.2
Output	: 10 HP	Duty cycle	: S1
Frequency	: 60 Hz	Service factor	: 1.15
Full load speed	: 3520	Design	: B
Voltage	: 208-230/460 V	Locked rotor torque	: 220 %
Rated current	: 26.2-23.7/11.9 A	Breakdown torque	: 280 %
Insulation class	: F		

Notes:

Performed by

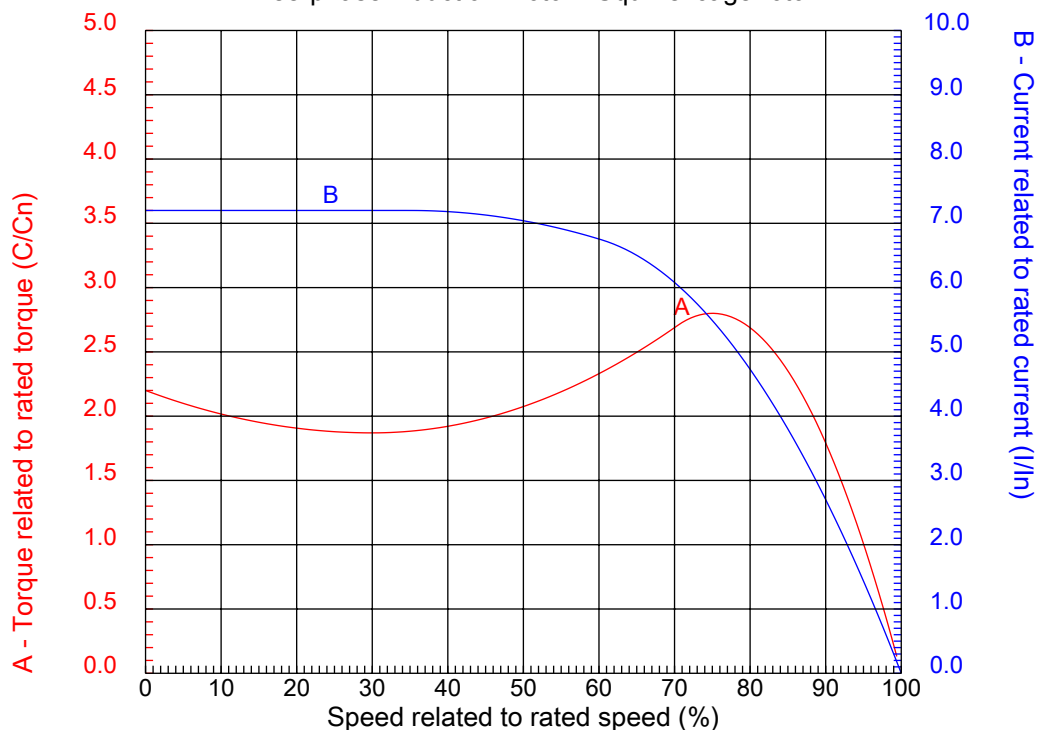
Checked



No.:

Date: 27-DEC-2012

### CHARACTERISTIC CURVES RELATED TO SPEED Three-phase induction motor - Squirrel cage rotor



Customer :  
Product line : Close Coupled Pump : Three-Phase - "JM" Type - ODP - NEMA Premium

Frame	: 213/5JM	Locked rotor current (I <sub>l</sub> /I <sub>n</sub> )	: 7.2
Output	: 10 HP	Duty cycle	: S1
Frequency	: 60 Hz	Service factor	: 1.15
Full load speed	: 3520	Design	: B
Voltage	: 208-230/460 V	Locked rotor torque	: 220 %
Rated current	: 26.2-23.7/11.9 A	Breakdown torque	: 280 %
Insulation class	: F		

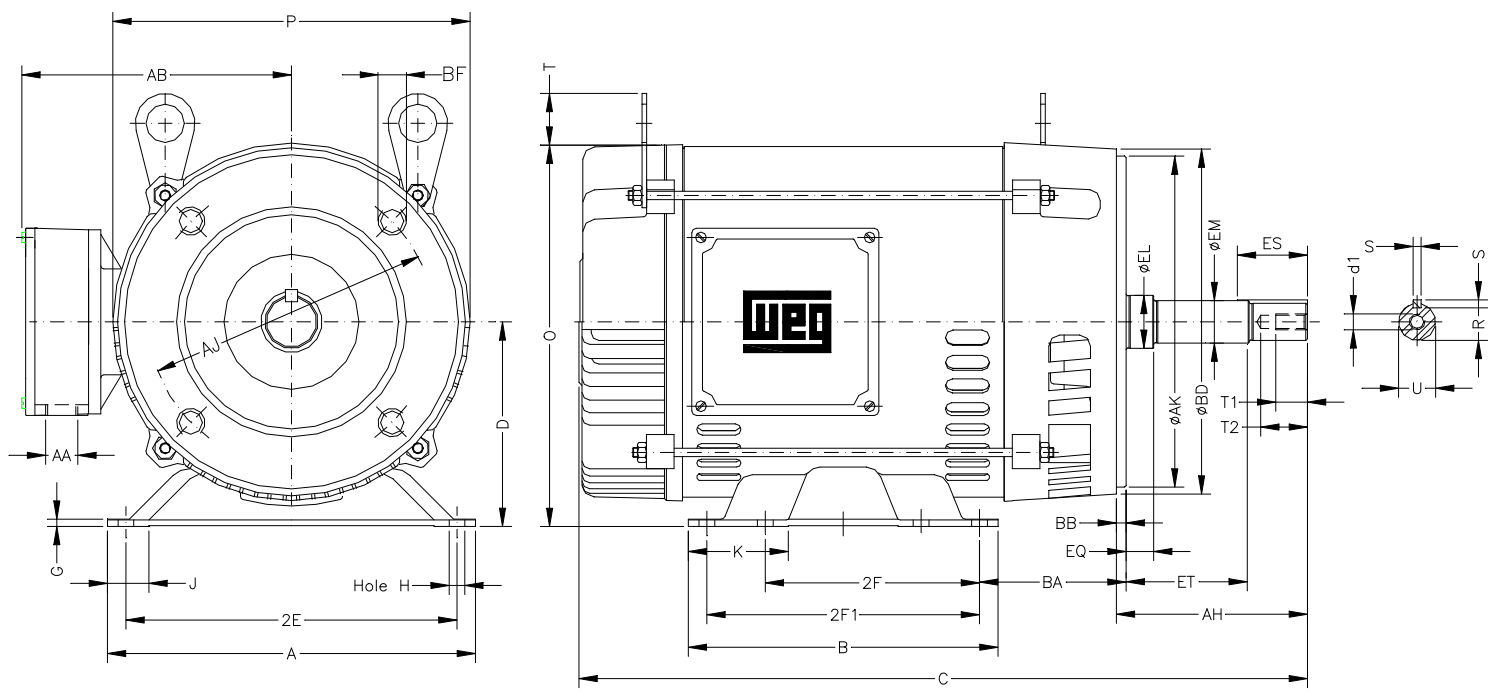
Notes:

Performed by

Checked

1 2 3 4 5 6 7 8

A  
B  
C  
D



E	2E 8.500	A 9.449	2F 5.500/7.000	B 7.952	J 1.063
	BA 3.500	D 5.250	K 2.567	G 0.187	O 9.842
	P 8.779	T 1.378	HD 11.220	AB 7.795	H 2.567
	EQ 0.630	ET 2.880	U 0.874	EM 1.000	EL 1.250
	S 0.187	EP 1.769	R 0.768	ES 1.575	d1 EUNC 3/8"-16
F	t1 0.748	t2 1.102	C 17.323	Flange FC-184	AJ 7.250
	AK 8.500	BD 8.858	BF UNC 1/2"x13	BB 0.250	BC
	AH 4.258				

Notes:

Performed by:

Checked:

Customer:

Close Coupled Pump : Three-Phase - "JM" Type - ODP - NEMA Premium

Three-phase induction motor  
Frame 213/5JM - IP21

27-DEC-2012

