



No.:

Date: 31-DEC-2012

Customer :

TECHNICAL PROPOSAL

Three-phase induction motor - Squirrel cage rotor

Product line : W22 Cooling Tower Motors: NEMA Premium

Catalog Number : 00718ET3HCT213T-W22

List Price : \$1,293

Notes:

Performed by:

Checked:



No.:

Date: 31-DEC-2012

DATA SHEET

Three-phase induction motor - Squirrel cage rotor

Customer :
Product line : W22 Cooling Tower Motors: NEMA Premium

Frame : 213T
Output : 7.5 HP
Frequency : 60 Hz
Poles : 4
Full load speed : 1765
Slip : 1.94 %
Voltage : 575 V
Rated current : 7.20 A
Locked rotor current : 51.1 A
Locked rotor current (I_L/I_n) : 7.1
No-load current : 3.24 A
Full load torque : 22.0 lb.ft
Locked rotor torque : 220 %
Breakdown torque : 310 %
Design : B
Insulation class : F
Temperature rise : 80 K
Locked rotor time : 20 s (hot)
Service factor : 1.25
Duty cycle : S1
Ambient temperature : -20°C - +40°C
Altitude : 1000
Degree of Protection : IP55
Approximate weight : 154 lb
Moment of inertia : 1.3436 sq.ft.lb
Noise level : 58 dB(A)

	D.E.	N.D.E.	Load	Power factor	Efficiency (%)
Bearings	6308 ZZ	6207 ZZ	100%	0.84	91.7
Regreasing interval	---	---	75%	0.78	91.0
Grease amount	---	---	50%	0.67	89.5

Notes:

Performed by

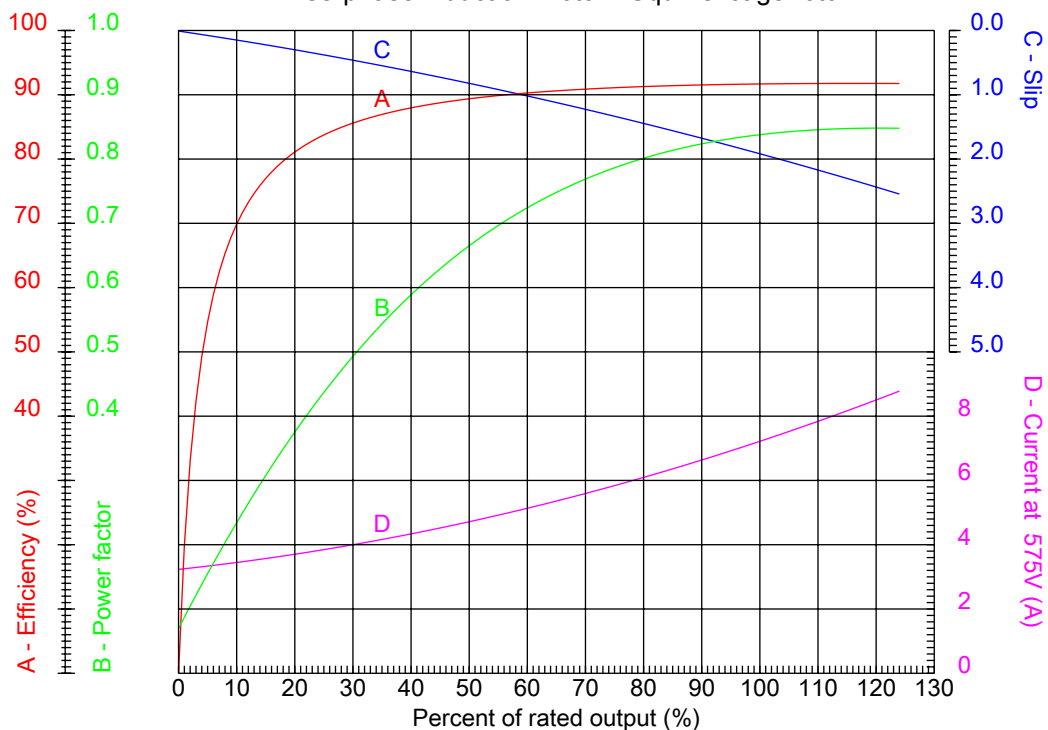
Checked



No.:

Date: 31-DEC-2012

PERFORMANCE CURVES RELATED TO RATED OUTPUT
Three-phase induction motor - Squirrel cage rotor



Customer :
Product line : W22 Cooling Tower Motors: NEMA Premium

Frame : 213T	Locked rotor current (I _L /I _n) : 7.1
Output : 7.5 HP	Duty cycle : S1
Frequency : 60 Hz	Service factor : 1.25
Full load speed : 1765	Design : B
Voltage : 575 V	Locked rotor torque : 220 %
Rated current : 7.20 A	Breakdown torque : 310 %
Insulation class : F	

Notes:

Performed by

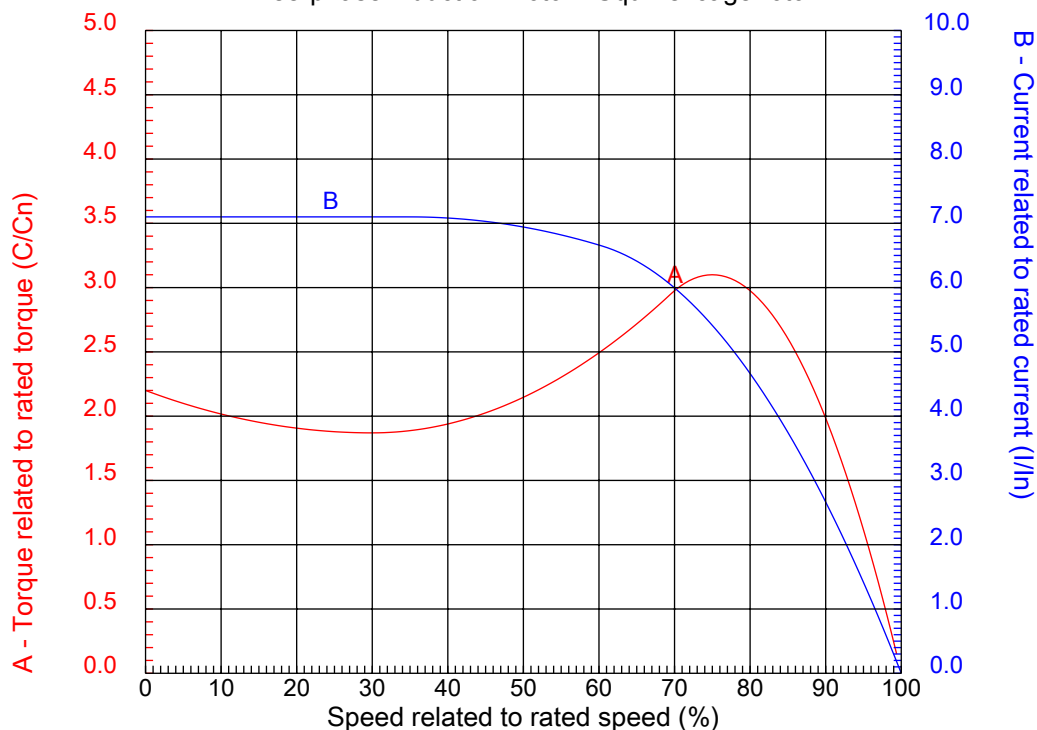
Checked



No.:

Date: 31-DEC-2012

CHARACTERISTIC CURVES RELATED TO SPEED Three-phase induction motor - Squirrel cage rotor



Customer :
Product line : W22 Cooling Tower Motors: NEMA Premium

Frame	: 213T	Locked rotor current (I _l /I _n)	: 7.1
Output	: 7.5 HP	Duty cycle	: S1
Frequency	: 60 Hz	Service factor	: 1.25
Full load speed	: 1765	Design	: B
Voltage	: 575 V	Locked rotor torque	: 220 %
Rated current	: 7.20 A	Breakdown torque	: 310 %
Insulation class	: F		

Notes:

Performed by

Checked

1 2 3 4 5 6 7 8

A

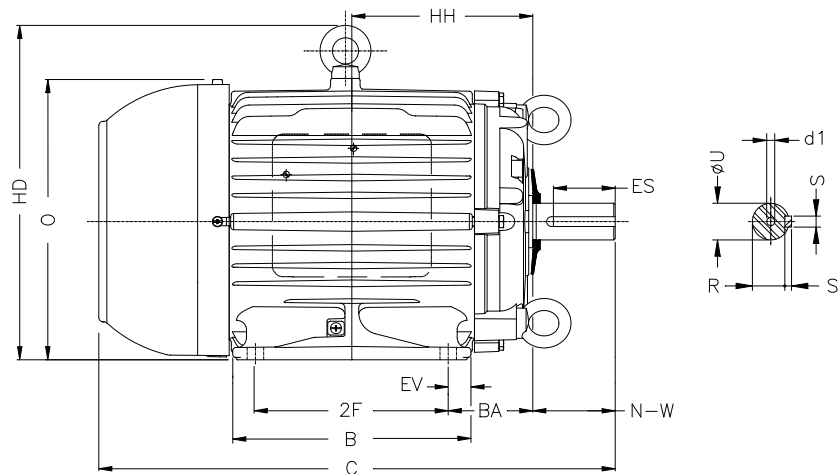
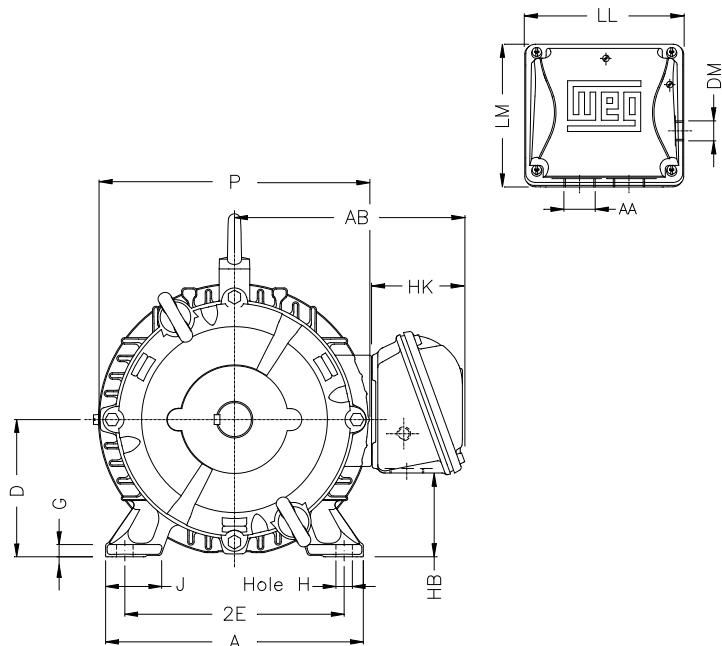
B

C

D

E

F



Notes:

Performed by:

Checked:

Customer:

W22 Cooling Tower Motors: NEMA Premium

Three-phase induction motor
Frame 213T - IP55

31-DEC-2012



2E 8.500	J 1.791	A 9.764	P 10.236	AB 8.667
2F 5.500	K 2.165	B 7.362	BA 3.500	U 1.375
N-W 3.375	ES 2.480	S 0.313	R 1.203	depth 0.313
D 5.250	G 0.669	HB 3.006	O 10.841	T 1.772
HD 12.613	HF 5.250	HH 6.250	HK 3.155	H 0.406
C 18.021	LL 5.512	LM 5.236	AA NPT 1"	d1 A 4
d2 A 4				