



No.:

Date: 21-DEC-2012

Customer :

TECHNICAL PROPOSAL

Three-phase induction motor - Squirrel cage rotor

Product line : W22 Super Premium

Catalog Number : 00236EG3E145T-W22

List Price : \$650

Notes:

Performed by:

Checked:



No.:

Date: 21-DEC-2012

DATA SHEET

Three-phase induction motor - Squirrel cage rotor

Customer :
Product line : W22 Super Premium

Frame : 145T
Output : 2 HP
Frequency : 60 Hz
Poles : 2
Full load speed : 3490
Slip : 3.06 %
Voltage : 208-230/460 V
Rated current : 5.66-5.12/2.56 A
Locked rotor current : 42.0/21.0 A
Locked rotor current (I_L/I_n) : 8.2
No-load current : 2.20/1.10 A
Full load torque : 2.97 lb.ft
Locked rotor torque : 320 %
Breakdown torque : 360 %
Design : A
Insulation class : F
Temperature rise : 80 K
Locked rotor time : 23 s (hot)
Service factor : 1.25
Duty cycle : S1
Ambient temperature : -20°C - +40°C
Altitude : 1000
Degree of Protection : IP55
Approximate weight : 51 lb
Moment of inertia : 0.06051 sq.ft.lb
Noise level : 68 dB(A)

	D.E.	N.D.E.	Load	Power factor	Efficiency (%)
Bearings	6205 ZZ	6204 ZZ	100%	0.84	87.5
Regreasing interval	---	---	75%	0.80	87.5
Grease amount	---	---	50%	0.69	85.5

Notes:

Performed by

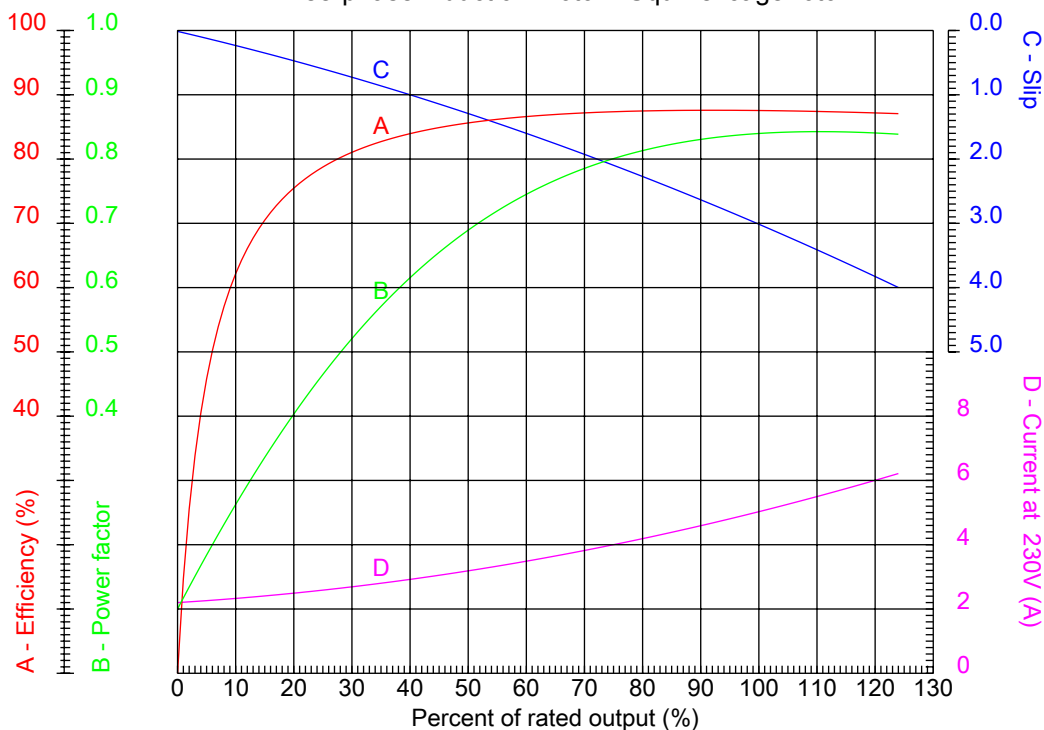
Checked



No.:

Date: 21-DEC-2012

PERFORMANCE CURVES RELATED TO RATED OUTPUT
Three-phase induction motor - Squirrel cage rotor



Customer :
Product line : W22 Super Premium

Frame	: 145T	Locked rotor current (I _l /I _n)	: 8.2
Output	: 2 HP	Duty cycle	: S1
Frequency	: 60 Hz	Service factor	: 1.25
Full load speed	: 3490	Design	: A
Voltage	: 208-230/460 V	Locked rotor torque	: 320 %
Rated current	: 5.66-5.12/2.56 A	Breakdown torque	: 360 %
Insulation class	: F		

Notes:

Performed by

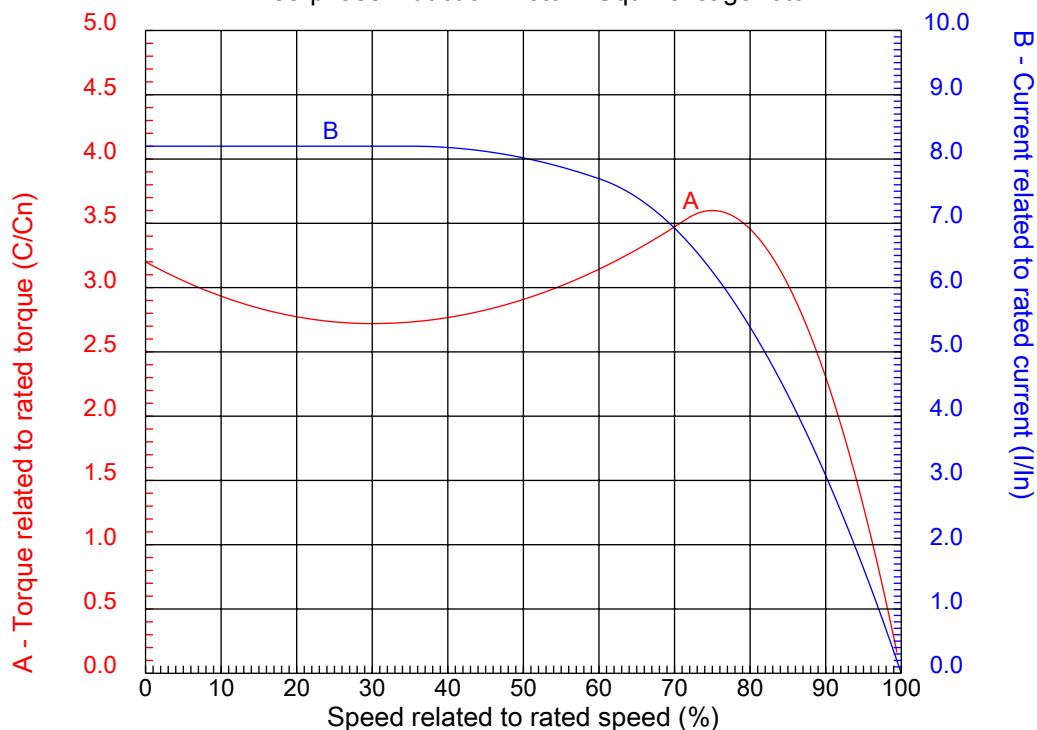
Checked



No.:

Date: 21-DEC-2012

CHARACTERISTIC CURVES RELATED TO SPEED Three-phase induction motor - Squirrel cage rotor



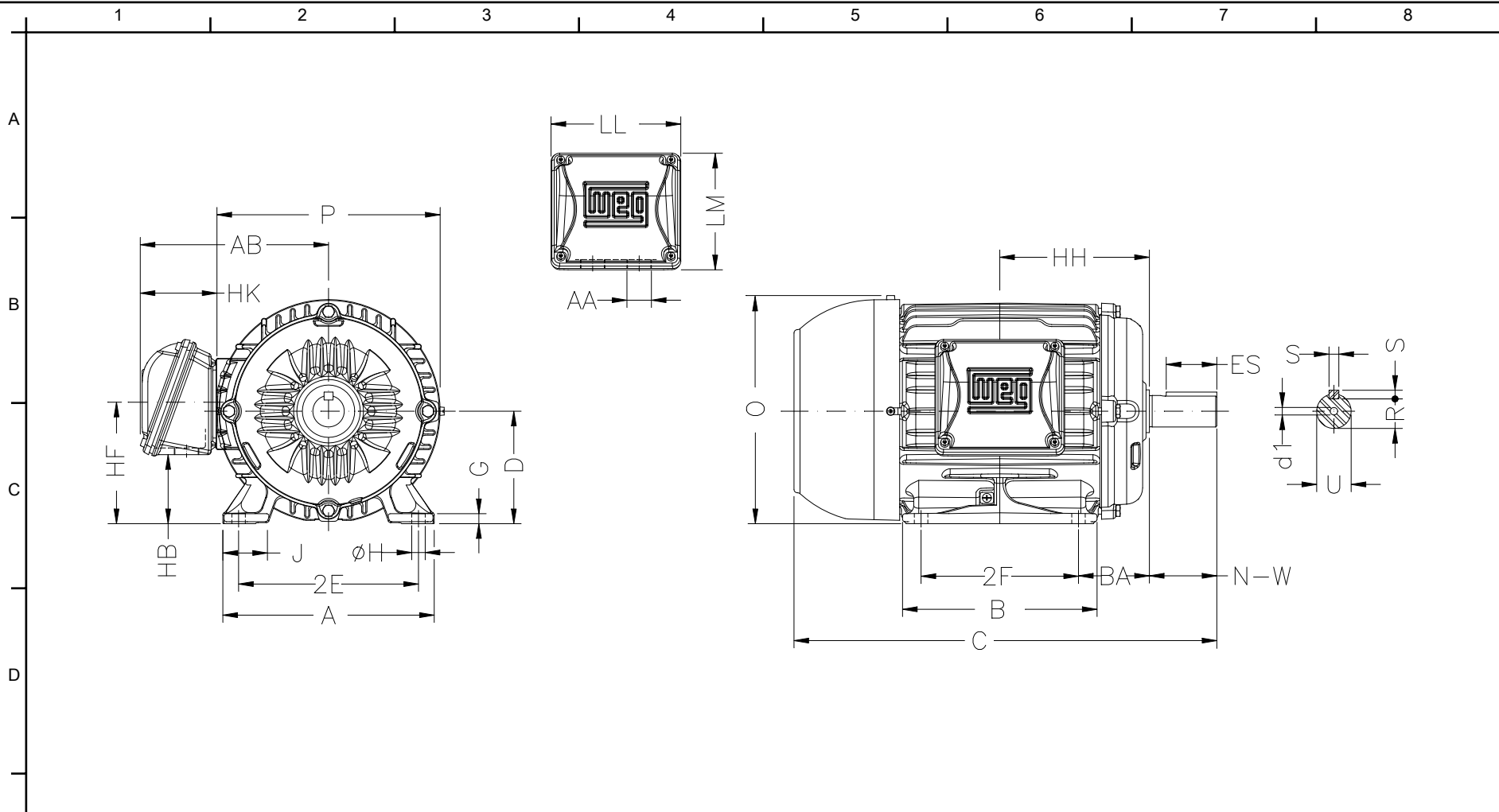
Customer :
Product line : W22 Super Premium

Frame	: 145T	Locked rotor current (I _l /I _n)	: 8.2
Output	: 2 HP	Duty cycle	: S1
Frequency	: 60 Hz	Service factor	: 1.25
Full load speed	: 3490	Design	: A
Voltage	: 208-230/460 V	Locked rotor torque	: 320 %
Rated current	: 5.66-5.12/2.56 A	Breakdown torque	: 360 %
Insulation class	: F		

Notes:

Performed by

Checked



E	2E 5.500	J 1.437	A 6.457	P 7.047	AB 6.181
	2F 5.000	B 6.142	BA 2.250	FBA 4.082	U 0.875
	N-W 2.250	ES 1.575	S 0.187	R 0.765	depth 0.187
	D 3.500	G 0.354	HB 1.728	O 7.122	HF 3.500
	HH 4.750	HK 2.638	H 0.344	C 13.346	FC 15.202
F	LL 4.527	LM 4.094	AA NPT 3/4"	d1 A 4	d2 A 4
	Flange FD-254	AJ 10.000	AK 9.000	BD 11.00	BF 0.562
	BB 0.203				

Notes:		
Performed by:		
Checked:		
Customer:		
W22 Super Premium		
Three-phase induction motor Frame 145T - IP55	21-DEC-2012	