



No.:

Date: 21-DEC-2012

Customer :

TECHNICAL PROPOSAL

Three-phase induction motor - Squirrel cage rotor

Product line : W22 Super Premium

Catalog Number : 04018EG3E324T-W22

List Price : \$4,596

Notes:

Performed by:

Checked:



No.:

Date: 21-DEC-2012

DATA SHEET

Three-phase induction motor - Squirrel cage rotor

Customer :
Product line : W22 Super Premium

Frame : 324T
Output : 40 HP
Frequency : 60 Hz
Poles : 4
Full load speed : 1780
Slip : 1.11 %
Voltage : 208-230/460 V
Rated current : 108-97.8/48.9 A
Locked rotor current : 724/362 A
Locked rotor current (I_L/I_n) : 7.4
No-load current : 44.0/22.0 A
Full load torque : 116 lb.ft
Locked rotor torque : 260 %
Breakdown torque : 300 %
Design : A
Insulation class : F
Temperature rise : 80 K
Locked rotor time : 22 s (hot)
Service factor : 1.25
Duty cycle : S1
Ambient temperature : -20°C - +40°C
Altitude : 1000
Degree of Protection : IP55
Approximate weight : 534 lb
Moment of inertia : 8.8292 sq.ft.lb
Noise level : 66 dB(A)

	D.E.	N.D.E.	Load	Power factor	Efficiency (%)
Bearings	6312 C3	6212 C3	100%	0.81	95.0
Regreasing interval	20000 h	20000 h	75%	0.75	94.5
Grease amount	21 g	13 g	50%	0.64	93.6

Notes:

Performed by

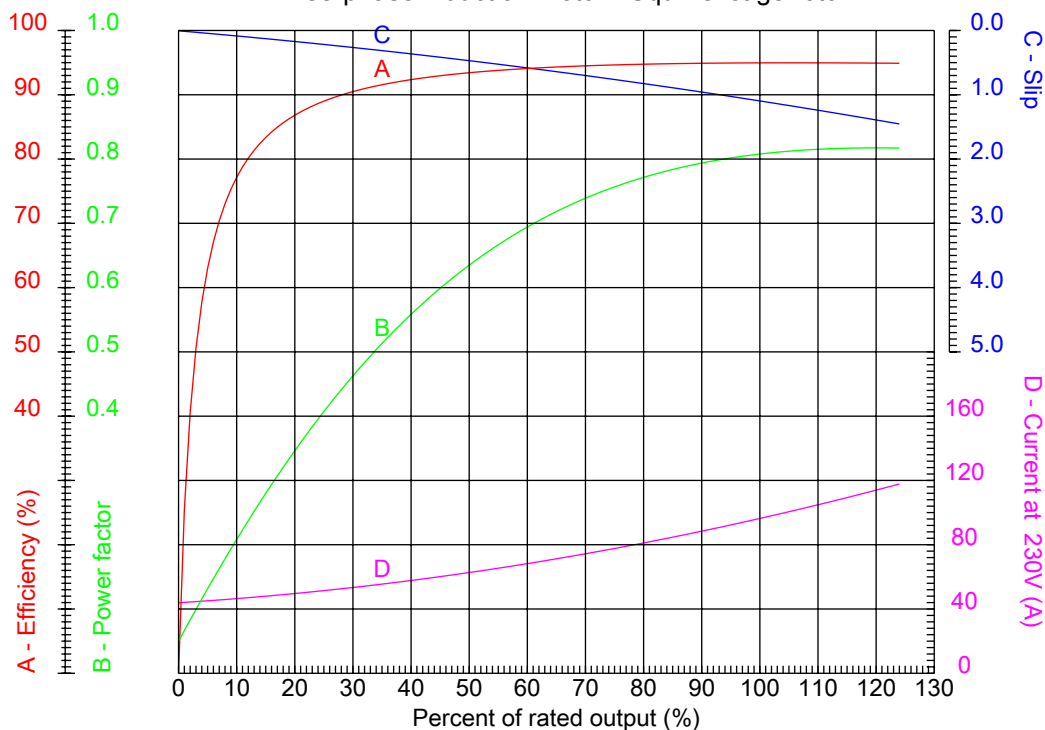
Checked



No.:

Date: 21-DEC-2012

PERFORMANCE CURVES RELATED TO RATED OUTPUT Three-phase induction motor - Squirrel cage rotor



Customer :
Product line : W22 Super Premium

Frame	: 324T	Locked rotor current (I _l /I _n)	: 7.4
Output	: 40 HP	Duty cycle	: S1
Frequency	: 60 Hz	Service factor	: 1.25
Full load speed	: 1780	Design	: A
Voltage	: 208-230/460 V	Locked rotor torque	: 260 %
Rated current	: 108-97.8/48.9 A	Breakdown torque	: 300 %
Insulation class	: F		

Notes:

Performed by

Checked

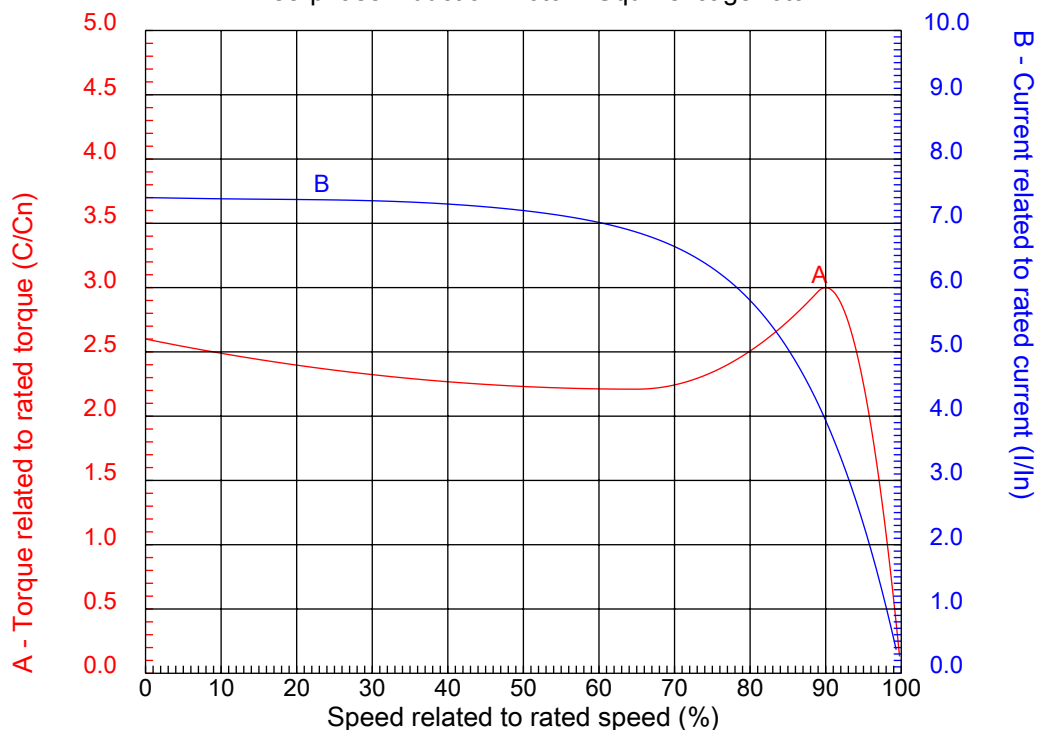


No.:

Date: 21-DEC-2012

CHARACTERISTIC CURVES RELATED TO SPEED

Three-phase induction motor - Squirrel cage rotor



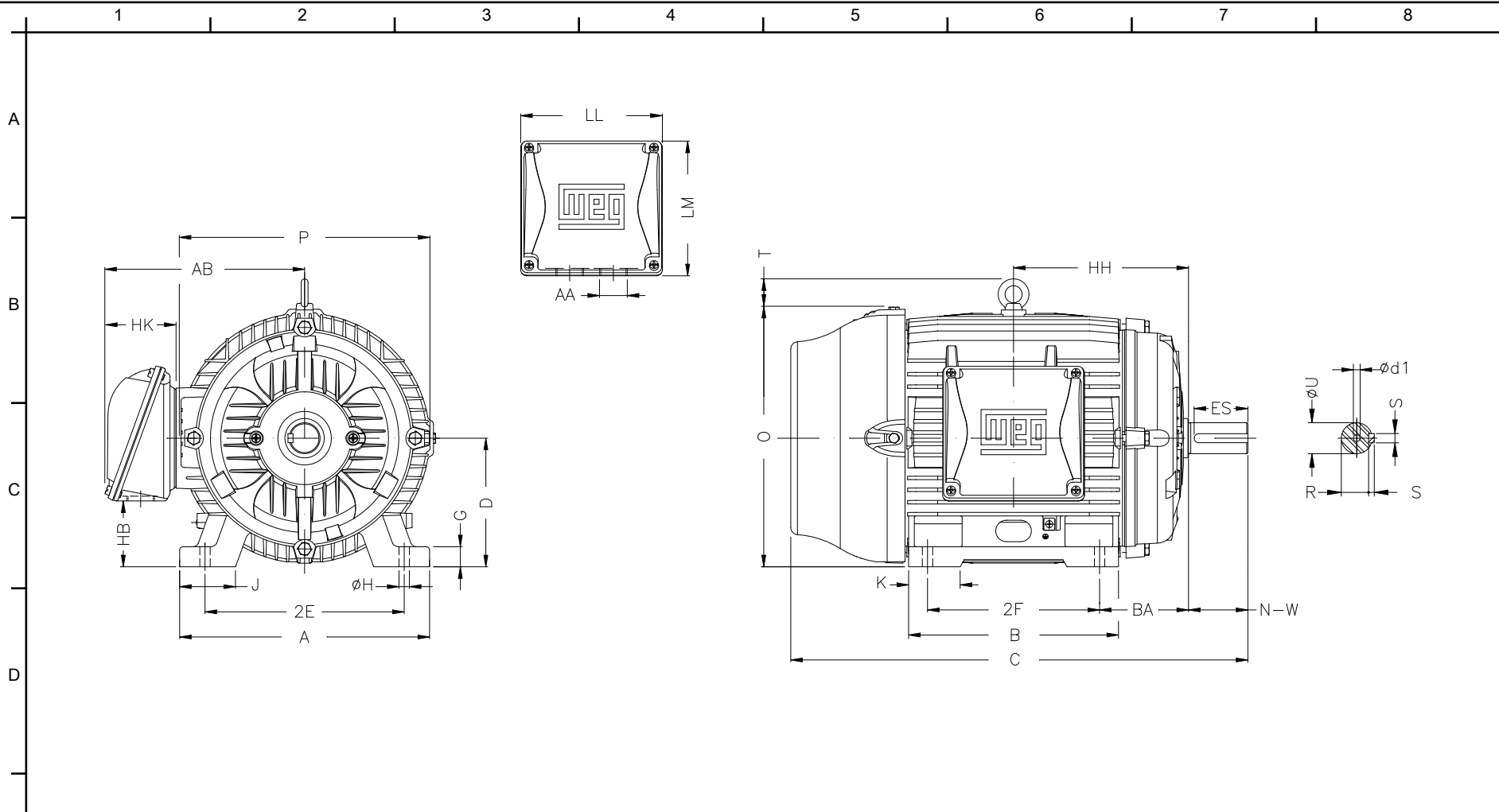
Customer :
Product line : W22 Super Premium

Frame	: 324T	Locked rotor current (I _l /I _n)	: 7.4
Output	: 40 HP	Duty cycle	: S1
Frequency	: 60 Hz	Service factor	: 1.25
Full load speed	: 1780	Design	: A
Voltage	: 208-230/460 V	Locked rotor torque	: 260 %
Rated current	: 108-97.8/48.9 A	Breakdown torque	: 300 %
Insulation class	: F		

Notes:

Performed by

Checked



E	2E 12.500	J 3.189	A 15.157	P 15.827	AB 12.480
	2F 10.500	K 3.189	B 13.071	BA 5.250	U 2.125
	N-W 5.250	ES 3.937	S 0.500	R 1.844	depth 0.500
	D 8.000	G 1.300	HB 4.811	O 15.953	T 2.441
	HD 18.394	HF 8.708	HH 10.500	HK 4.645	H 0.657
F	C 29.620	LL 8.976	LM 8.543	AA NPT 2"	d1 A 4
	d2 A 4	Flange FD-406	AJ 16.000	AK 14.000	BD 18.00
	BF 0.828	BB 0.203			

Notes:		
Performed by:		
Checked:		
Customer:		
W22 Super Premium		
Three-phase induction motor Frame 324T - IP55	21-DEC-2012	