



No.:

Date: 21-DEC-2012

Customer :

TECHNICAL PROPOSAL

Three-phase induction motor - Squirrel cage rotor

Product line : W22 Super Premium

Catalog Number : 06036EG3E364TS-W22

List Price : \$8,307

Notes:

Performed by:

Checked:



No.:

Date: 21-DEC-2012

DATA SHEET

Three-phase induction motor - Squirrel cage rotor

Customer :
Product line : W22 Super Premium

Frame : 364/5TS
Output : 60 HP
Frequency : 60 Hz
Poles : 2
Full load speed : 3570
Slip : 0.83 %
Voltage : 208-230/460 V
Rated current : 148-134/66.8 A
Locked rotor current : 1060/528 A
Locked rotor current (I_L/I_n) : 7.9
No-load current : 44.0/22.0 A
Full load torque : 87.1 lb.ft
Locked rotor torque : 240 %
Breakdown torque : 320 %
Design : A
Insulation class : F
Temperature rise : 80 K
Locked rotor time : 25 s (hot)
Service factor : 1.25
Duty cycle : S1
Ambient temperature : -20°C - +40°C
Altitude : 1000
Degree of Protection : IP55
Approximate weight : 926 lb
Moment of inertia : 11.241 sq.ft.lb
Noise level : 79 dB(A)

| | D.E. | N.D.E. | Load | Power factor | Efficiency (%) |
|---------------------|---------|---------|------|--------------|----------------|
| Bearings | 6314 C3 | 6314 C3 | 100% | 0.89 | 95.0 |
| Regreasing interval | 4000 h | 4000 h | 75% | 0.86 | 94.5 |
| Grease amount | 27 g | 27 g | 50% | 0.79 | 93.0 |

Notes:

Performed by

Checked

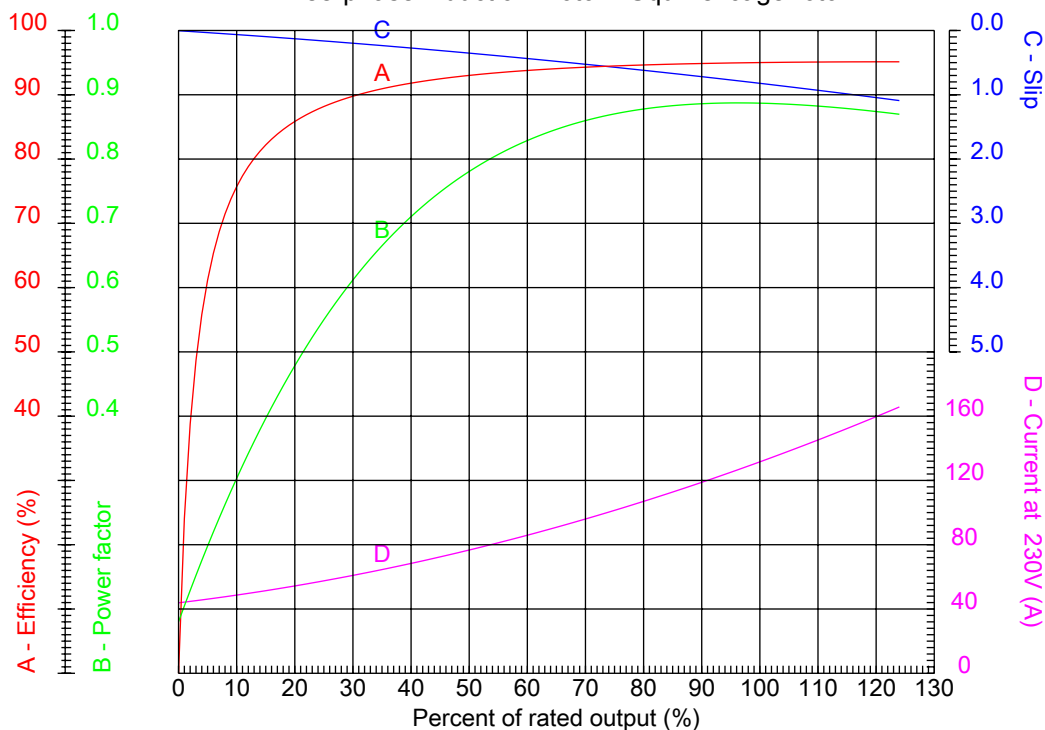


No.:

Date: 21-DEC-2012

PERFORMANCE CURVES RELATED TO RATED OUTPUT

Three-phase induction motor - Squirrel cage rotor



Customer :
Product line : W22 Super Premium

| | | | |
|------------------|------------------|--|---------|
| Frame | : 364/5TS | Locked rotor current (I _l /I _n) | : 7.9 |
| Output | : 60 HP | Duty cycle | : S1 |
| Frequency | : 60 Hz | Service factor | : 1.25 |
| Full load speed | : 3570 | Design | : A |
| Voltage | : 208-230/460 V | Locked rotor torque | : 240 % |
| Rated current | : 148-134/66.8 A | Breakdown torque | : 320 % |
| Insulation class | : F | | |

Notes:

Performed by

Checked

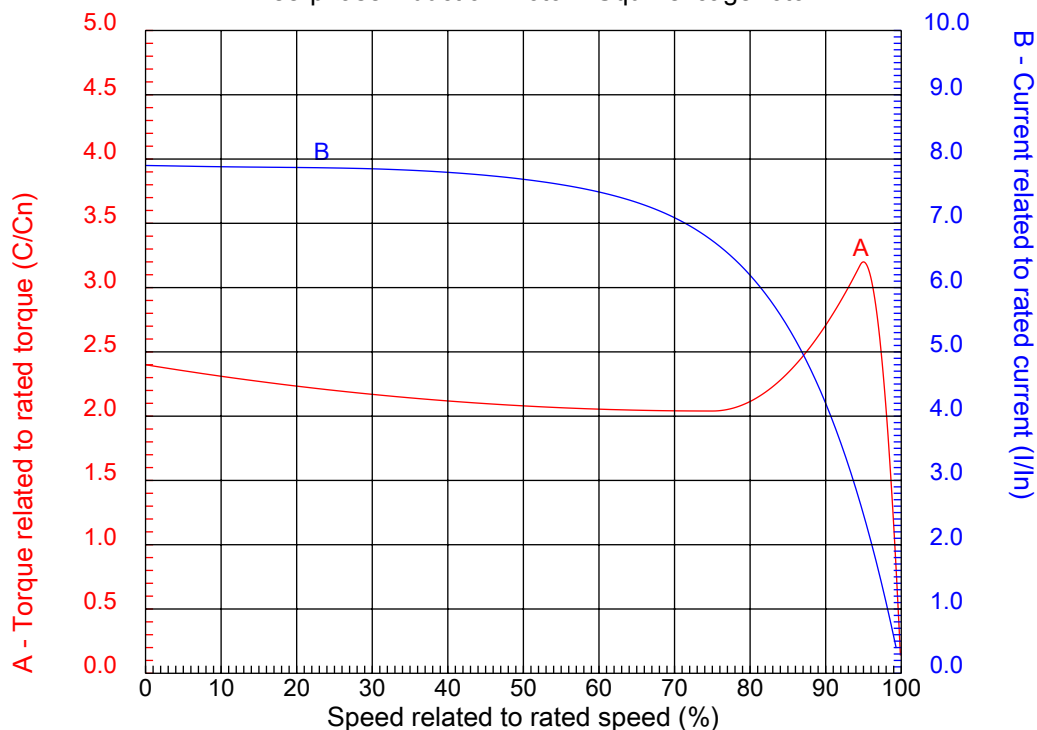


No.:

Date: 21-DEC-2012

CHARACTERISTIC CURVES RELATED TO SPEED

Three-phase induction motor - Squirrel cage rotor



Customer :
Product line : W22 Super Premium

| | | | |
|------------------|------------------|--|---------|
| Frame | : 364/5TS | Locked rotor current (I _l /I _n) | : 7.9 |
| Output | : 60 HP | Duty cycle | : S1 |
| Frequency | : 60 Hz | Service factor | : 1.25 |
| Full load speed | : 3570 | Design | : A |
| Voltage | : 208-230/460 V | Locked rotor torque | : 240 % |
| Rated current | : 148-134/66.8 A | Breakdown torque | : 320 % |
| Insulation class | : F | | |

Notes:

Performed by

Checked

1 2 3 4 5 6 7 8

A

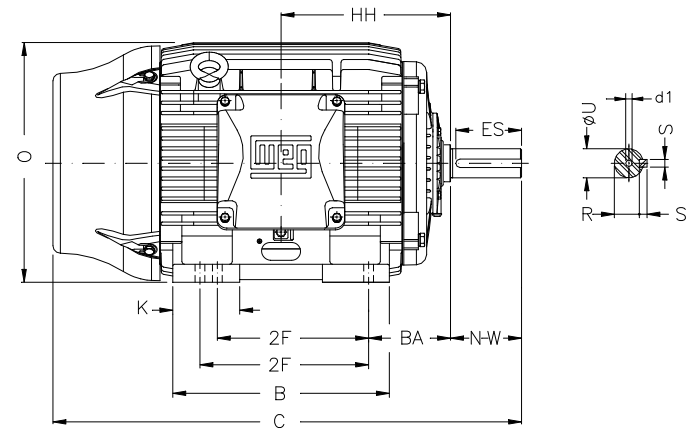
B

C

D

E

F



Notes:

| | | | | |
|---------------|--------|--------|--------------|--------------|
| 2E | J | A | P | AB |
| 14.016 | 3.150 | 17.165 | 17.914 | 16.023 |
| 2F | K | B | BA | U |
| 11.260/12.244 | 4.134 | 15.760 | 5.875 | 1.875 |
| N-W | ES | S | R | depth |
| 3.748 | 1.968 | 0.500 | 1.591 | 0.500 |
| D | G | HB | O | T |
| 9.000 | 1.480 | 2.992 | 17.957 | 6.255 |
| HD | HH | HK | H | C |
| 24.212 | 12.362 | 6.023 | 0.660 | 32.276 |
| LL | LM | AA | d1 | d2 |
| 10.590 | 11.181 | NPT 3" | DUNC 3/4"-10 | DUNC 3/4"-10 |
| Flange | AJ | AK | BD | BF |
| FD-406 | 16.000 | 14.000 | 17.71 | 0.828 |
| BB | | | | |
| 0.203 | | | | |

Performed by:

Checked:

Customer:

W22 Super Premium

Three-phase induction motor
Frame 364/5TS - IP55

21-DEC-2012

