

ATTENTION: TO INSURE SAFE AND EASY USE OF YOUR WESCO DRUM TRUCK ACCESSORY, READ THESE INSTRUCTIONS BEFORE USING.

**Description**

The Optional 3<sup>rd</sup> Wheel Assembly is an add-on to the Wesco Knock Down Drum Truck units.

This product is distributed by:

**Wesco Industrial Products, Inc**  
1250 Welsh Road  
North Wales, PA 19454  
Tel: 215-699-7031 Fax: 215-699-3836

Contact the factory for parts information and ordering.  
Visit us on the web at [www.wescomfg.com](http://www.wescomfg.com)

**Unpacking**

When unpacking the Wesco Product, check carefully for shipping damage and missing parts. If damage has occurred or any parts are missing, file a claim with the delivering carrier within 24 hours and notify the dealer from whom the unit was purchased.

**Warranty Repairs**

If the unit does not work properly, contact your dealer or the factory (215-699-7031) for units less than 90 days old.

**Non-Warranty Service**

If units are older than 90 days, repairs can be made easily on site with factory supplied parts.

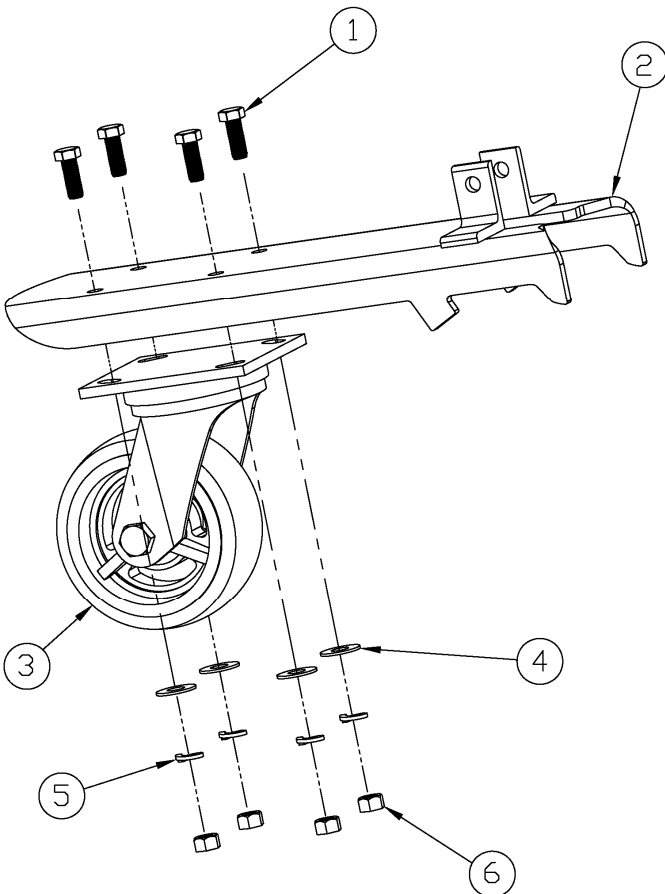
**NOTE:** Do not send units to the factory for service without first obtaining a "Return Merchandise Authorization" (RMA) number from the customer service department. We will not be responsible for merchandise returned without proper authorization.

**Spare Parts List**

*Items Shown in Figure 1 Below*

Item	P/ N	Description	Qty.
1	100216	Screw: Hex Hd Cap (Pltd) 3/8-16x1"	4
2	053042	Third Wheel Weldment: KDT	1
3	108841	Caster: Swivel 5x2" (Poly) Assembly	1
4	108201	Washer: Flat (Pltd) 3/8" USS	4
5	100217	Washer: Lock (Pltd) 3/8"	4
6	100642	Nut: Hex (Pltd) 3/8-16	4

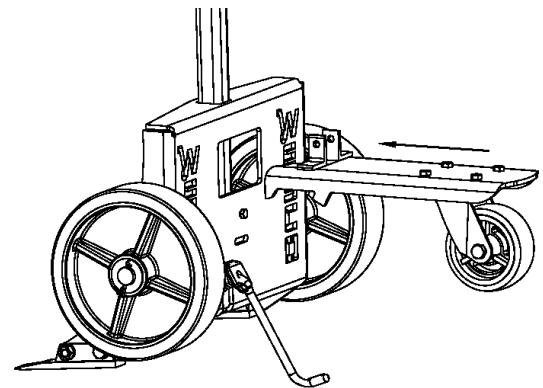
**3<sup>rd</sup> Wheel Assembly**



**Figure 1**

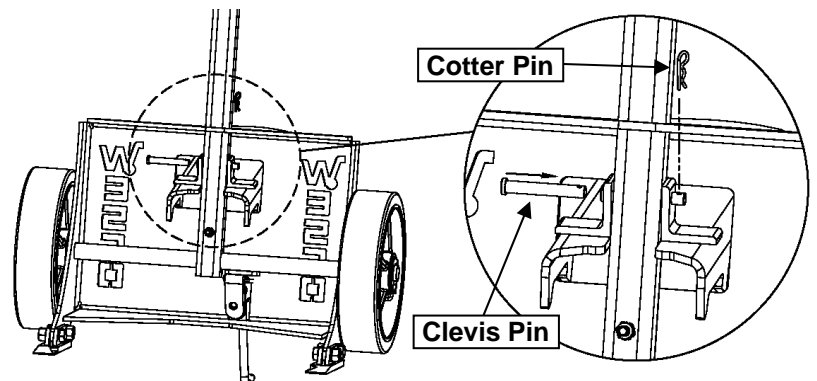
**3<sup>rd</sup> Wheel to Truck Assembly**

1. Insert 3<sup>rd</sup> Wheel Assembly tabs into base (Figure 2).



**Figure 2**

2. Lock 3<sup>rd</sup> Wheel Assembly to post with clevis pin. Secure with cotter pin (Figure 3).



**Figure 3**