

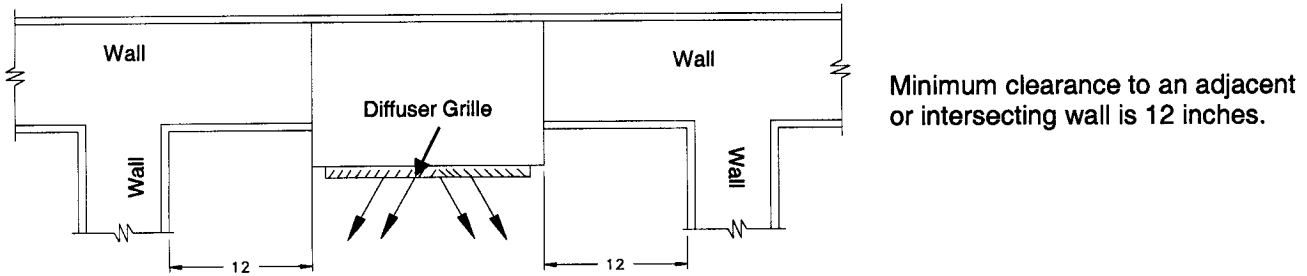
Installation Instructions

Two-Way and One-Way Diffuser Grille 6703 and 6704

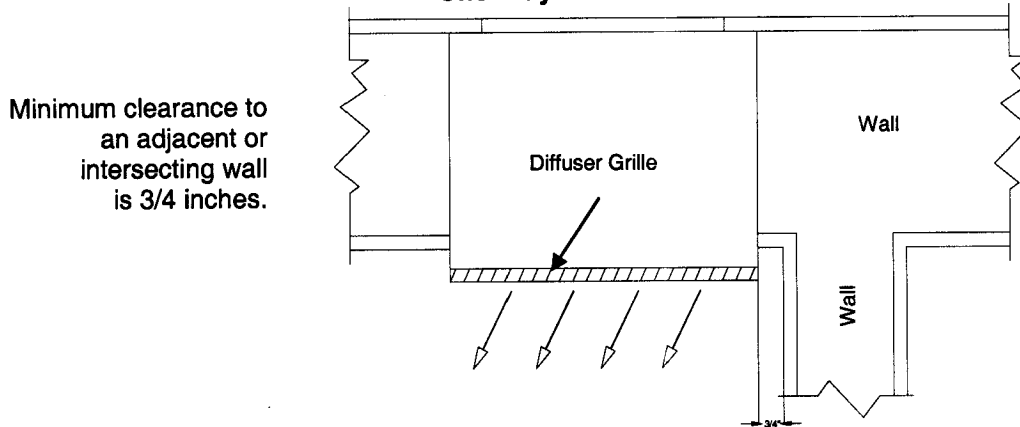
A snap-on diffuser discharges air from the furnace front. A diffuser grille can be snapped on the furnace front to divert heat to the right, left or both directions.

Refer to your furnace owner's manual for additional information. Be sure this accessory is of the type and design required for use with your furnace.

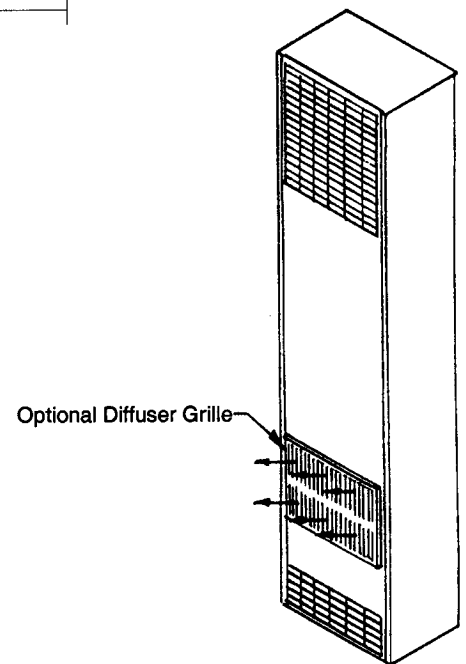

Two-Way Diffuser Grille – Model 6703



One-Way Diffuser Grille – Model 6704



To install Diffuser Grille, metal clips on the back of grille snap into the side of bottom front panel. If necessary, adjust clips with pliers to assure proper fit.



© Williams Furnace Co.
250 West Laurel Street
Colton, California 92324 USA
www.wfc.fc.com

Subject to change without notice.
Printed in USA – All Rights Reserved
P321001, 10/05